



13 Belmont Gardens

, Hartlepool, TS26 9LS

Offers Over £160,000



Igomove take pleasure in presenting to the market this large four bedroom mid terraced house in a popular residential location, enhanced and extended it offers a host of desirable elements including; four bedrooms, family bathroom, lounge, dining room, well equipped kitchen, garden room, garden, on street parking, uPVC double glazing, gas central heating via combi boiler, excellent decor, freehold.



Attractive double bay traditional style facade, palisade walled garden, gated access, front door into;

Vestibule entrance.

Good size hallway with stairs to the first floor, understairs storage, dado rail, laminate flooring, tasteful decor.

Superb lounge with bay window to the front elevation, impeccable decor, deep coving, feature fireplace with marble hearth and upstand, inset coal effect gas fire.

Sizable dining room benefitting from French doors opening to the rear flanked by full height windows, laminate floor, dado rail, decorative coving, stylish decor, feature fireplace, pebble effect fire.

Well equipped kitchen fitted with an array of high gloss wall, bae and drawer cabinetry, complimentary solid granite surfaces, integrated oven, integrated gas hob, integrated extractor hood, integrated microwave, plumbing for washing machine, stainless one and a half bowl sink with chrome mixer tap, tiled floor, recessed spotlights, space for fridge freezer, breakfasting area, exterior door, open plan to;

Sunny garden room with French doors opening to the garden, tiled floor, side elevation window.

To the first floor landing there is a fitted storage cupboard and access to;

Bedroom one is a double with bay window to the front elevation, superb decor.

Bedroom two is another double with rear aspect views, neutral decor.

Bedroom three is a further double located to the rear, fitted storage cupboard, excellent decor.

Bedroom four is of double proportions situated to the front of the property with fitted storage, beautifully presented.

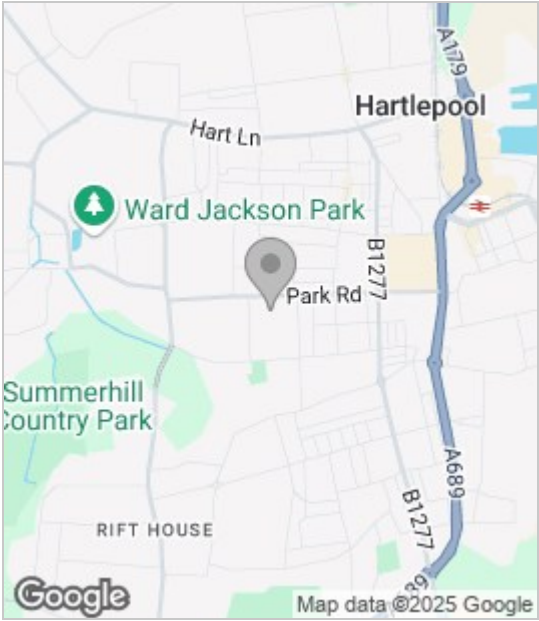
The family bathroom comprises bath, over bath shower, glass shower screen, concealed cistern WC and pedestal wash basin, complimentary tiling to walls and floor, chrome heated towel radiator.

Loft access.


To the rear is an enclosed garden laid to lawn with patio.

Beautifully presented with modern facilities yet retaining original features, Igomove highly recommend viewing this delightful abode.

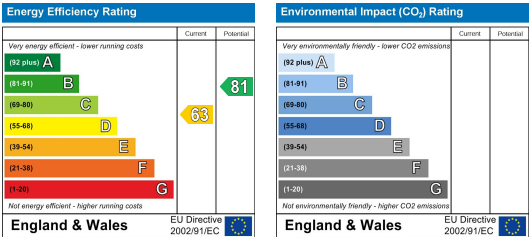
Area Map



Floor Plan



Energy Efficiency Graph



These particulars, whilst believed to be accurate are set out as a general outline only for guidance and do not constitute any part of an offer or contract. Intending purchasers should not rely on them as statements of representation of fact, but must satisfy themselves by inspection or otherwise as to their accuracy. No person in this firms employment has the authority to make or give any representation or warranty in respect of the property.