



125 Station Lane

, Hartlepool, TS25 1DN

£190,000



Igomove are pleased to list this spacious three bedroom semi detached house situated in a popular residential neighbourhood, with shops, schools and buses services close by plus all the amenities that Seaton Carew has to offer, this well proportioned home also provides; three bedrooms, modern bathroom, dining room/ second sitting room, rear aspect lounge, sunroom, entrance hall, excellent sized kitchen, gardens (rear is South facing), driveway, garage, uPVC double glazing, gas central heating, freehold.



Attractive frontage, walled low maintenance garden, double driveway to garage, porch entry into;

Entrance hall with wrought iron stairs to the first floor, under stairs storage cupboard, dado rail, decorative coving, wall panelling.

Dining room/ second sitting room with bow window to the front of the property, attractive fire surround with coal effect gas fire, decorative coving, dado rail, neutral decor.

Rear aspect lounge with patio doors opening to the rear sunroom, decorative coving, dado rail, stylish decor, feature fireplace with coal effect gas fire.

Sun room with laminate flooring and feature brick walls.

Good size kitchen comprising wall, base and drawer cabinets, complimentary surfaces, tiled backsplash, space for appliances, stainless one and a half bowl sink with chrome mixer tap, large pantry, personal access door into garage.

To the first floor landing there is a side elevation window and access to;

Bedroom one is a spacious double with front elevation window and sliding mirrored fitted wardrobes.

Bedroom two is a further double located to the rear with fitted mirrored sliding wardrobes.

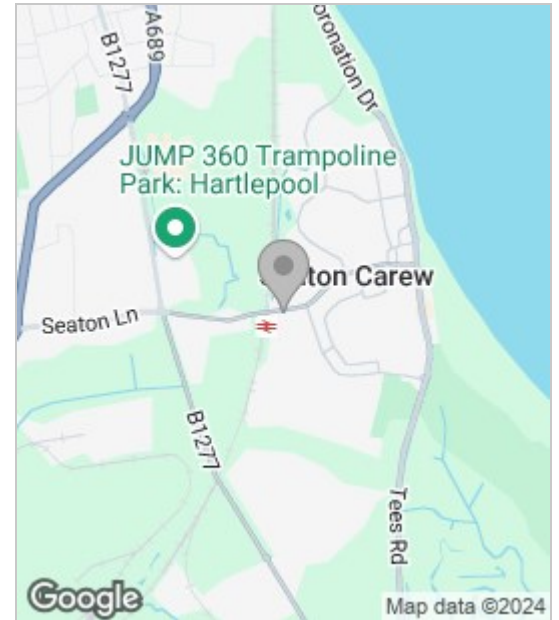
Bedroom three is a single situated to the front with dado rail and neutral decor.

The family bathroom comprises bath, over bath shower, glass shower screen, close coupled WC and pedestal wash basin, complimentary tiling.


To the rear is an enclosed large South facing garden laid to lawn with garden shed and patio areas.

Situated on a large plot with lots of potential this good sized family home is located in a desirable coastal area and Igomove highly recommend early viewing.

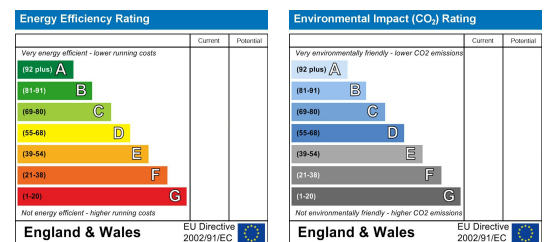
Area Map



Floor Plan



Energy Efficiency Graph



These particulars, whilst believed to be accurate are set out as a general outline only for guidance and do not constitute any part of an offer or contract. Intending purchasers should not rely on them as statements of representation of fact, but must satisfy themselves by inspection or otherwise as to their accuracy. No person in this firm's employment has the authority to make or give any representation or warranty in respect of the property.