



7 Lady Mantle Close

, Hartlepool, TS26 0QD

£215,000



WEST FACING GARDEN!! Igomove take pride in offering this modern three double bedroom detached house situated in Bishop Cuthbert, it provides a wealth of key desired features which include; three large bedrooms (master with en suite facilities), modern family bathroom, spacious lounge, contemporary kitchen diner, guest cloakroom, large utility room and storage room (formerly the garage), gardens (rear is West facing), two vehicle driveway, uPVC double glazing, gas central heating via two year old boiler with google nest, superb decor, freehold.



Attractive part rendered facade, lawned garden, two car driveway, access to store room, front door into;

Vestibule entrance.

Superb lounge diner with window to the front elevation, marble fireplace with chrome inset pebble effect electric fire, laminate flooring, beautiful decor, French doors opening to the delightful rear garden, open plan to;

Kitchen diner fitted with a selection of larder, wall and drawer line cabinets, complimentary heat resistant surfaces, integrated oven, integrated gas hob, stainless multifunction extractor, integrated fridge freezer, integrated dishwasher, stainless sink with chrome mixer tap, recessed spotlights, tiled floor, open to dining/ lounge.

Inner hall with stairs to the first floor.

Guest cloakroom comprising close coupled WC and wall mounted wash basin, tiled backsplash, tiled floor, modern decor.

Large utility room with plumbing for washing machine, space for tumble drier, contemporary cabinets, stainless sink with chrome mixer tap.

To the first floor landing there is a fitted storage cupboard and access to;

Master double bedroom located to the front with fitted sliding wardrobes and benefitting from;

En suite shower room which comprises oversized shower enclosure, close coupled WC and pedestal wash basin.

Bedroom two is a further double situated to the rear, excellent decor.

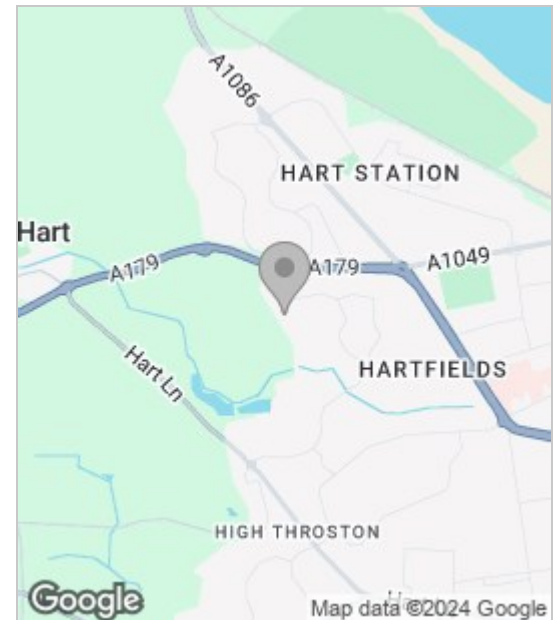
Bedroom three is generously proportioned double with a window to the rear elevation, bespoke wall panelling.

Stunning family bathroom comprising freestanding bath, close coupled WC and pedestal wash basin with beautiful marble tiling.


To the rear is an enclosed West facing suntrap garden laid to lawn with decking area and patio area, pretty planted borders, mature trees beyond the boundary provide privacy.

This immaculate and well proportioned home located in a desirable area must be viewed, contact the team at Igomove and we will be happy to assist

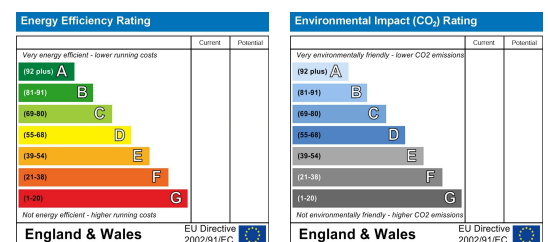
Area Map



Floor Plan



Energy Efficiency Graph



These particulars, whilst believed to be accurate are set out as a general outline only for guidance and do not constitute any part of an offer or contract. Intending purchasers should not rely on them as statements of representation of fact, but must satisfy themselves by inspection or otherwise as to their accuracy. No person in this firm's employment has the authority to make or give any representation or warranty in respect of the property.