



20 Tremain Close

, Hartlepool, TS27 3LE

Offers Over £385,000



Igomove take pride in presenting to the market this outstanding five bedroom detached house situated in the popular Clavering area, vastly extended it boasts a host of key desirable attributes which include; five good sized bedrooms, (master benefitting from en suite facilities), stylish family bathroom, delightful lounge, fabulous open concept kitchen / diner/ snug, excellent playroom, utility, guest cloakroom, entrance hall, porch, recently fitted uPVC double glazing, gas central heating, freehold, gardens, driveway, garage, beautiful decor, bespoke wall panelling, fitted blinds, solar panels, freehold.



Attractive facade, lawned garden, established shrubs and hedges, large driveway, garage with electric door, front door into;

Entrance porch.

Entrance hall with stairs to first floor, fitted storage, decorative coving, excellent decor, tiled flooring.

Play room with decorative coving, wall panels and laminate flooring.

Suoerb lounge with decorative coving, immaculate decor, brick fireplace with wooden over mantle and multi fuel fire.

Guest WC which comprises close coupled WC and vanity wash basin, excellent tiling.

Fabulous open concept kitchen/ diner/snug, the kitchen is fitted with an array of wall, base, drawer and larder cabinetry, complimentary surfaces, feature splashback, wine racks, kickboard lighting, integrated wine cooler, integrated dishwasher, space for range cooker, stainless multifunction extractor hood, space for American fridge freezer, inset sink with mixer tap, central breakfast island, two x bifold doors opening fully to the garden, recessed lights, velux windows, laminate flooring, anthracite column radiator, bespoke wall panels, ample dining and seating areas.

Utility room fitted in keeping with the kitchen, stainless sink with chrome mixer tap, plumbing for washing machine, space for tumble dryer.

To the first floor landing there is a fitted storage cupboard and access to;

Master double bedroom situated to the rear with twin wardrobes, stylish decor and with access to;

En suite shower room comprising oversized shower enclosure, close coupled WC and vanity wash basin, chrome heated towel radiator, stylish subway tiling.

Bedroom two is a spacious double with front elevation window and fitted wardrobe, excellent decor.

Bedroom three is another well proportioned double room with front aspect views, tasteful decor.

Bedroom four is a further double located to the rear, lovely decor.

Bedroom five is a large single situated to the front of the property, pastel decor.

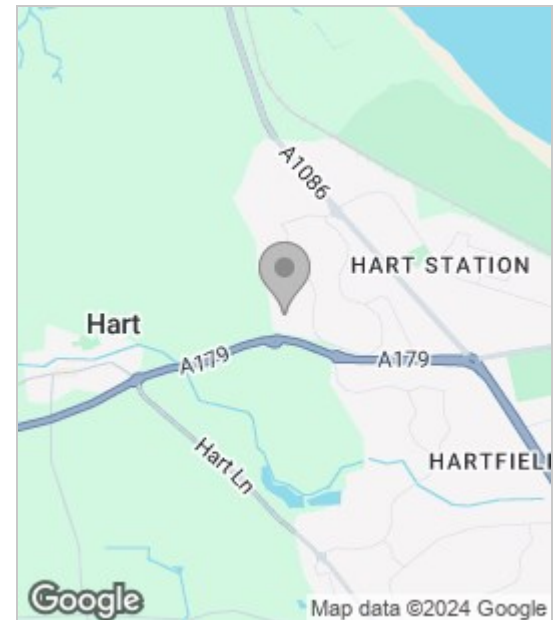
The family bathroom comprises freestanding bath, oversized shower enclosure, close coupled WC and vanity wash basin, towel rail, fantastic subway tiling.

Fully boarded loft.


To the rear is an enclosed garden laid to lawn with established hedging and patio area.

With an impressive double extension to the rear this absolutely beautiful family residence simply must be viewed, contact Igomove as soon as practicable to view.

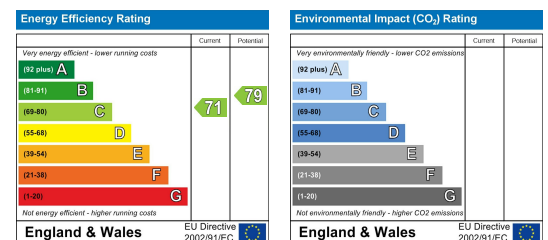
Area Map



Floor Plan



Energy Efficiency Graph



These particulars, whilst believed to be accurate are set out as a general outline only for guidance and do not constitute any part of an offer or contract. Intending purchasers should not rely on them as statements of representation of fact, but must satisfy themselves by inspection or otherwise as to their accuracy. No person in this firms employment has the authority to make or give any representation or warranty in respect of the property.