



6 Mickey Barron Close

, Hartlepool, TS24 8FN

£117,500



Modern three bedroom mid terraced house situated on a contemporary development within an established area, it offers a wealth of key desired elements including; three well proportioned bedrooms, modern family bathroom, good size lounge, open plan kitchen diner, utility, guest cloakroom, gardens (rear is South facing), 1/2 parking spaces, UPVC double glazing, gas central heating, vacant possession assured, fitted blinds, contemporary decor, laminate flooring, freehold.



Attractive modern facade, low maintenance garden with wrought iron railings, 1/2 vehicle parking, front door with canopy over into;

Vestibule hall with stairs to the first floor accommodation, laminate flooring, immaculate decor.

Spacious lounge with twin windows to the front elevation, contemporary decor, laminate flooring.

Excellent open plan kitchen diner fitted with a selection of larder, wall, base and drawer cabinets, complimentary heat resistant surfaces, mosaic tiled backsplash, integrated oven, integrated gas hob, integrated extractor hood, stainless sink with chrome mixer tap, washing machine, dryer, fitted storage cupboard, pastel decor, ample dining space.

Useful utility room with rear access door, plumbing for washing machine, space for tumble drier, half glazed rear access door.

Guest cloakroom comprising close couple WC and wall mounted wash basin, tiled backsplash, pretty decor.

To the first floor landing there is a fitted storage cupboard.

Bedroom one is a large double situated to the rear, stylish decor.

Bedroom two is another double with front elevation window, excellent decor.

Bedroom three is of large single proportions and is located to the front of the property, pastel decor, laminate flooring.

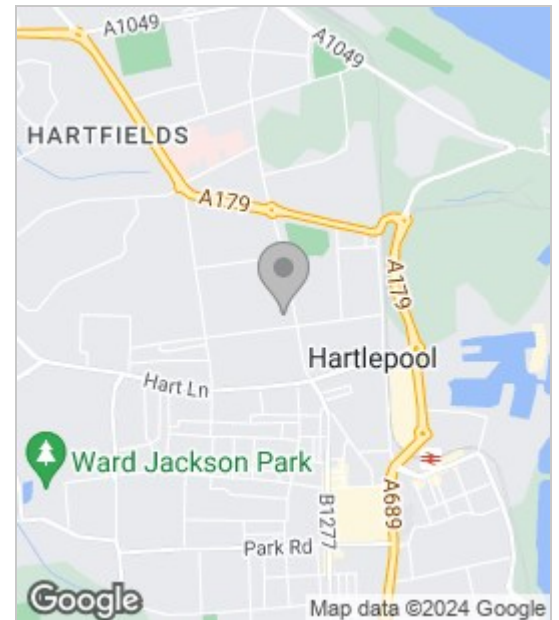
The modern family bathroom comprises bath, over bath shower and glass shower screen, close coupled WC and pedestal wash basin in desirable white porcelain with chrome fittings, complimentary tiling, pastel decor.

The loft is partially boarded with ladders.


To the rear is an enclosed South facing garden laid to lawn with established shrubbery and patio.

One of only four built of this type on this development with disabled access it benefits from wider door frames and wider stairs and is offered with vacant possession assured, contact us at Igomove to arrange your viewing at your earliest convenience.

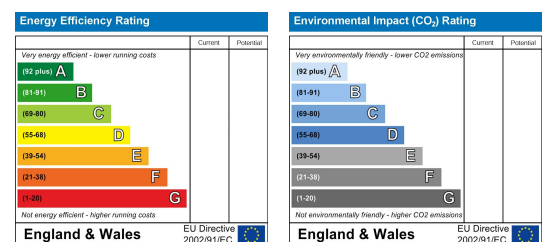
Area Map



Floor Plan



Energy Efficiency Graph



These particulars, whilst believed to be accurate are set out as a general outline only for guidance and do not constitute any part of an offer or contract. Intending purchasers should not rely on them as statements of representation of fact, but must satisfy themselves by inspection or otherwise as to their accuracy. No person in this firm's employment has the authority to make or give any representation or warranty in respect of the property.