



22 Snowdon Place

, Peterlee, SR8 2LG

Offers Over £84,999



*** ATTENTION FIRST TIME BUYER ***

We are pleased to bring to the market this absolutely stunning 3 bedroom property which is currently being used as a 2. Offered at a competitive price this home would make for an ideal first time purchase or rental investors alike. Situated on Snowdon Place, Peterlee with excellent access to local primary and secondary schools & access to major commuting links such as the A19. Other features include gas central heating, uPVC double glazing, front and rear gardens, 2 reception rooms & oak doors.

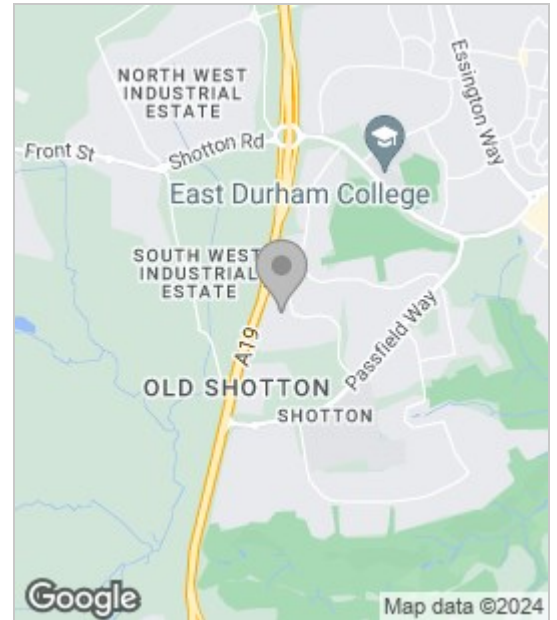
The internal layout comprises: entrance hallway from the rear, ground floor WC, storage, stairs to the first floor and doors to:

Well fitted kitchen/breakfast room, with ample worktop space, integrated appliances & door to:


Semi-open plan lounge diner, with uPVC double glazed patio doors to the front garden which has perimeter fencing, decking and overlooks a greenbelt.



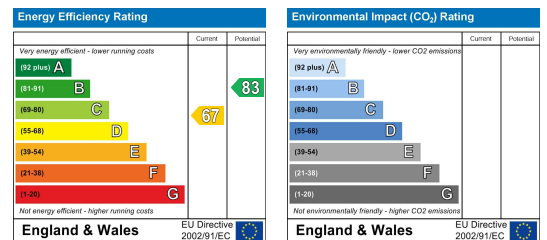
Area Map



Floor Plan



Energy Efficiency Graph



These particulars, whilst believed to be accurate are set out as a general outline only for guidance and do not constitute any part of an offer or contract. Intending purchasers should not rely on them as statements of representation of fact, but must satisfy themselves by inspection or otherwise as to their accuracy. No person in this firm's employment has the authority to make or give any representation or warranty in respect of the property.