



£235,000

3 Bedroom Detached House for sale
399 Burton Road, Midway, Swadlincote





Overview

ENQUIRE VIA OUR EWEMOVE WEBSITE to view this stunning family home. This classic 1930s detached property boasts a tastefully modernised interior, ready to move into. Situated on an expansive plot, the property has a sizable front driveway and a long rear garden.



Key Features

- Modern Interiors
- 2 Reception Rooms
- Contemporary Kitchen
- Three Good Size Bedrooms
- Ample Parking To Front
- Generous Rear Garden
- Close To Local Amenities
- Excellent Transport Links
- Viewing Essential







Step through the front entrance door into a welcoming reception hall with a staircase leading to the first floor. The initial reception room is a bright and airy lounge featuring a focal fireplace and a front-facing window.

Adjacent to the lounge, a separate sitting room offers versatility as a dining space or study. It includes a central fireplace, a generous under stairs cupboard (with potential for conversion into a downstairs WC), and a window overlooking the rear garden.

Adjoining is a refitted L-shaped kitchen, complete with sleek gloss units, contrasting countertops, integrated oven and hob, and a sizable window with views of the picturesque rear garden.

The rear garden features a broad paved patio, perfect for al fresco dining, and steps leading down to an extensive lawn bordered by wood bark chippings, with side gated access to the front.

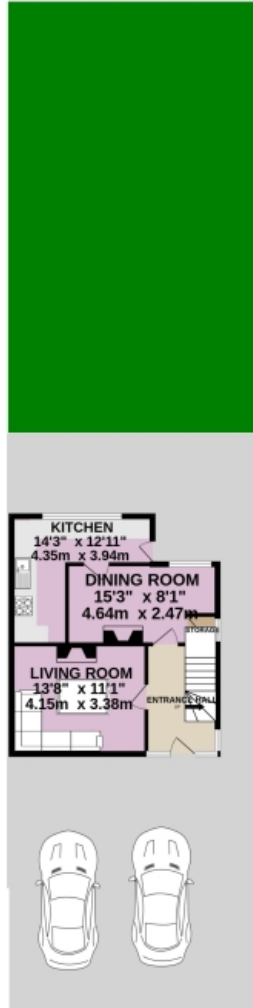


Ascending to the first floor, a well-proportioned landing connects to three bedrooms and a bathroom showcasing a white suite comprising a bath with shower over, pedestal washbasin, WC, and complementing wall tiling.

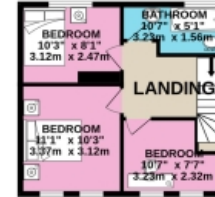
Enjoy the benefits of town centre living, as the property is just a 10-minute walk from Swadlincote Town Centre. Take advantage of excellent local amenities, including a variety of shops, restaurants, cafes, boutique stores, and outstanding schools. Conveniently accessible via the M42, this location offers ease of travel to numerous East and West Midlands towns and cities, such as Tamworth, Birmingham, Nottingham, Derby, and Leicester. Leisure opportunities abound in the nearby National Forest, with attractions like Rosliston Forestry Centre, Conkers, and Drayton Manor all within close proximity.

Floorplans

GROUND FLOOR
455 sq.ft. (42.3 sq.m.) approx.



1ST FLOOR
394 sq.ft. (36.6 sq.m.) approx.

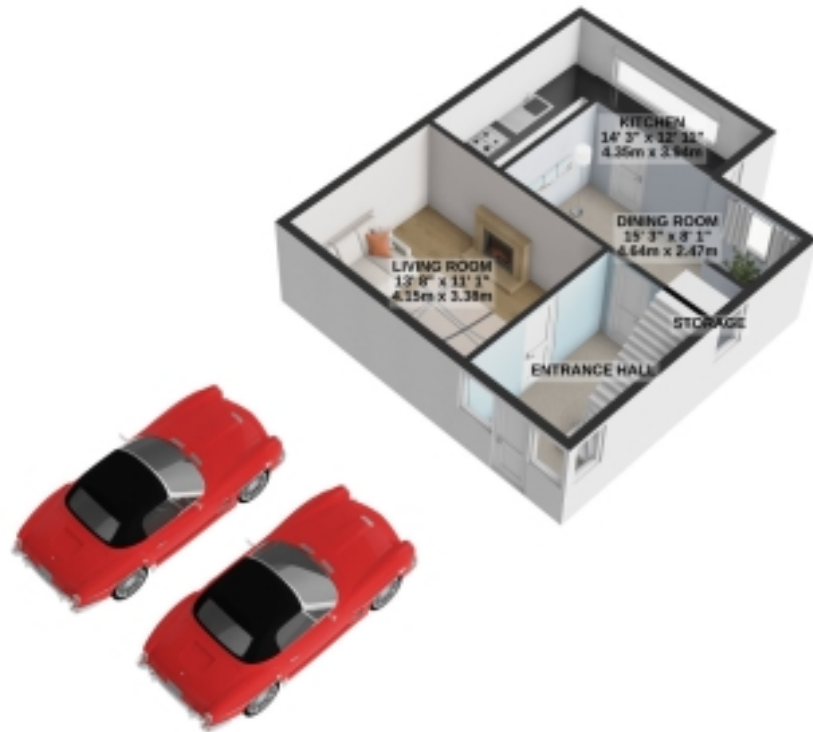


TOTAL FLOOR AREA : 850 sq.ft. (78.9 sq.m.) approx.

Whilst every attempt has been made to ensure the accuracy of the floorplan contained here, measurements of doors, windows, rooms and any other items are approximate and no responsibility is taken for any error, omission or mis-statement. This plan is for illustrative purposes only and should be used as such by any prospective purchaser. The services, systems and appliances shown have not been tested and no guarantee as to their operability or efficiency can be given.
Made with Metropix ©2024

Floorplans

GROUND FLOOR
455 sq.ft. (42.3 sq.m.) approx.



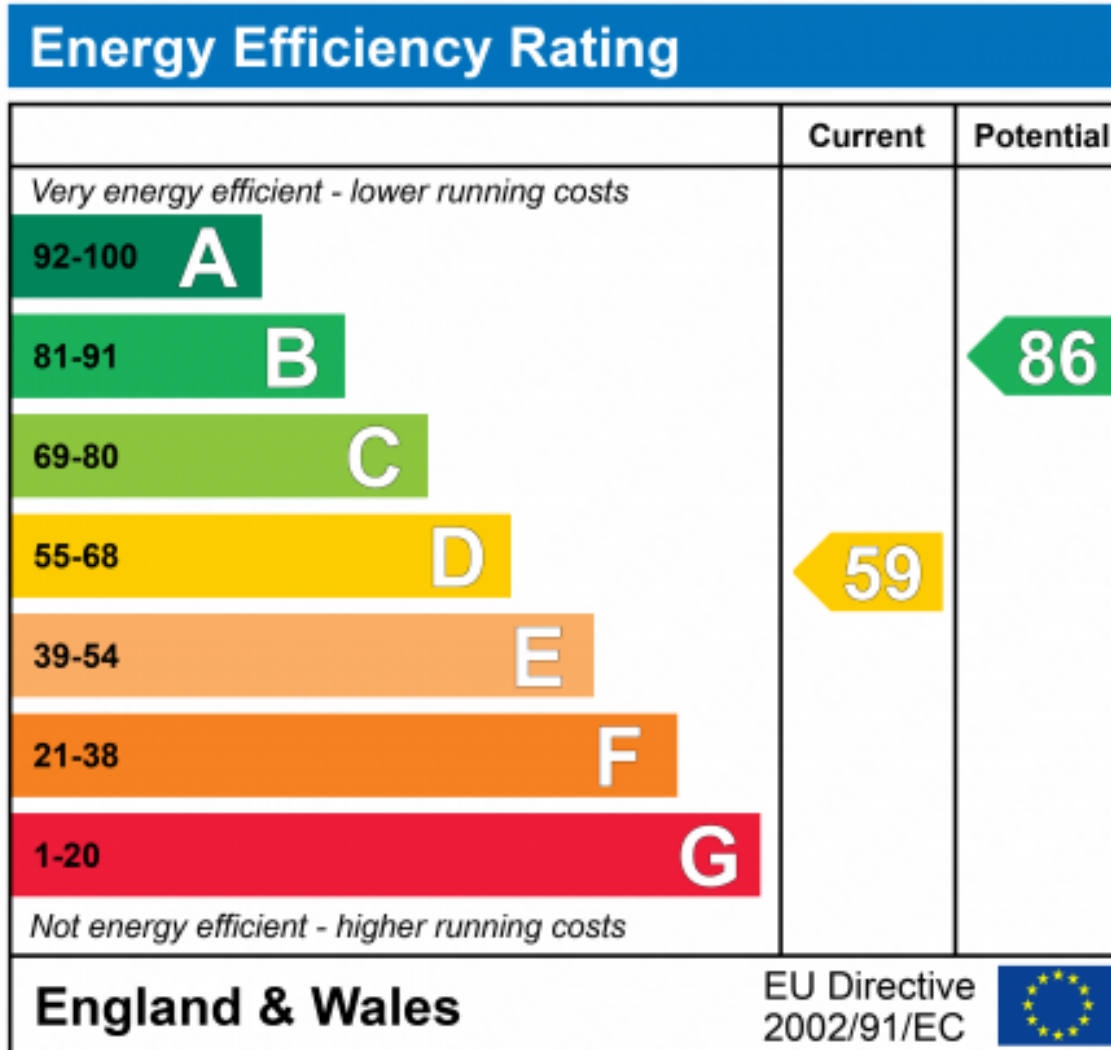
1ST FLOOR
394 sq.ft. (36.6 sq.m.) approx.



TOTAL FLOOR AREA : 850 sq.ft. (78.9 sq.m.) approx.

For illustrative purposes only. Decorative finishes, fixtures, fittings and furnishings do not represent the current state of the property. Measurements are approximate. Not to scale.

Made with Metropix © 2024





Marketed by EweMove Barton-under-Needwood

01283 247076 (24/7)
barton@ewemove.com



EweMove
SALES AND LETTINGS