



**fowlers**  
properties

**16 The Glebelands**  
Moretonhampstead, Devon TQ13 8LE

**£495,000 Freehold**



## The Property

The Glebelands was built 18 years ago and comprises spacious family homes in a quiet spot close to amenities. No.16 is a three storey house at the end of a staggered terrace and it has a generous garden, a big single garage and plenty of parking and turning space. The house has generous accommodation throughout with an entrance hall, w.c., a family room, garden room and a kitchen on the ground floor, a living room, double bedroom and bathroom on the first floor and two spacious double bedrooms which share an ensuite shower room on the top floor. The house enjoys views to the Dartmoor countryside and faces south at the rear. It has PV panels fitted, full double glazing throughout and mains gas fired central heating to radiators. The PV panels generate an income of about £500 pa. The house is spacious, comfortable and well insulated and Fowlers strongly recommend viewing.

## Situation

The Glebelands is located in a quiet spot in an elevated position enjoying some great views to the Dartmoor countryside and moor. It is a no through road and therefore virtually traffic free and it a safe place for children to play. At the entrance to The Glebelands is a footpath which leads to Cross Street and level access into the centre of town on foot. The Sentry park and access to the countryside are close by. Moretonhampstead has a wide variety of day to day and specialist shops, cafes and pubs, a Primary school and pre school, a library, Parish church and chapel and good sports facilities including a sports centre with a gym and classes, a football pitch, bowling club, tennis club, an open air swimming pool in the summertime and a cycle path to Bovey Tracey. The town is surrounded by countryside walks and the open moor is a short drive away. The A38 and A30 are equidistant at about 8 miles and the County town of Exeter is just 12 miles away along the B3212.

**Council tax band** Band D

**Services** Mains gas, electricity, water and drainage.

## Directions

What3Words : much.debut.committee

By car from the centre of Moretonhampstead. Take the A382 towards Bovey Tracey and take the first turning on the left called Bowring Mead. At the very top of Bowring Mead you find the Glebelands on the left. Drive right to the bottom of the brick paved roadway and 16 is at the very end.

## Entrance

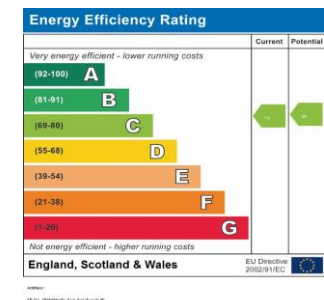
A paved pathway leads from the road level to a slated canopy porch which shelters the multi locking panelled front door. There are two exterior lights.

## Entrance hall

The hall has an oak laminate floor, two pendant light points, a double panel radiator and panelled doors to all rooms and to the under stairs cupboard.



- In a quiet, elevated setting with views
- A spacious three storey end of staggered terrace family home
- Garden
- Garage, parking and turning space
- Entrance hall and w.c.
- Family room and garden room
- Spacious fitted kitchen
- First floor living room with views
- Three good double bedrooms
- Bathroom and ensuite shower room
- Double glazing
- Gas centrally heated
- PV Panels



## W.C/cloakroom

This room has one fully tiled wall to ceiling height and three to waist height. A low level w.c. is fitted, a wash hand basin, a plumbed heated towel rail, an extractor fan and an oak laminate floor.

## Family room

This is a bright room with double glazed hardwood windows and French doors to the garden room at the rear and a large west facing upvc double glazed woodgrain effect side window. The ceiling is coved, there are four wall mounted light points, a double panel radiator and folding panelled doors to the kitchen.

## Kitchen

This kitchen has a front facing double glazed hardwood window and an extensive range of base and wall cabinets finished in cream with worktop lighting above the granite worktops which incorporate a one and a half bowl stainless steel sink with a chromed mixer tap, a four burner gas hob with a circulator hood and light above and an electric fan oven and grill below. There is a free standing washer dryer and a half size automatic dishwasher and space for a fridge freezer. There are eight downlighters, a pendant light point and a vinyl tiling effect floor.

## Garden room

At the rear of the house with double glazed doors from the family room is this upvc wood grain effect double glazed garden room with a ceramic tiled floor, a wall mounted spotlight fixture and a wall mounted electric convector radiator. Double doors lead to the patio at the rear.

## First floor landing

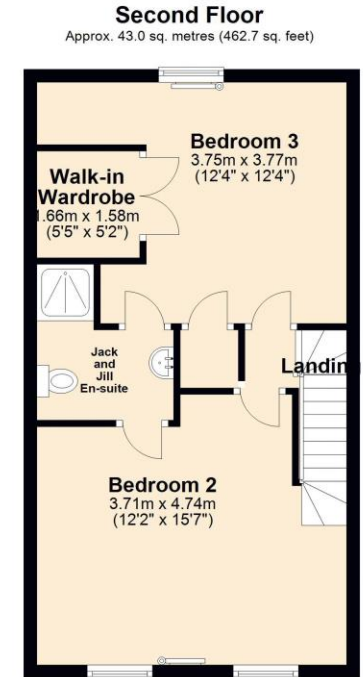
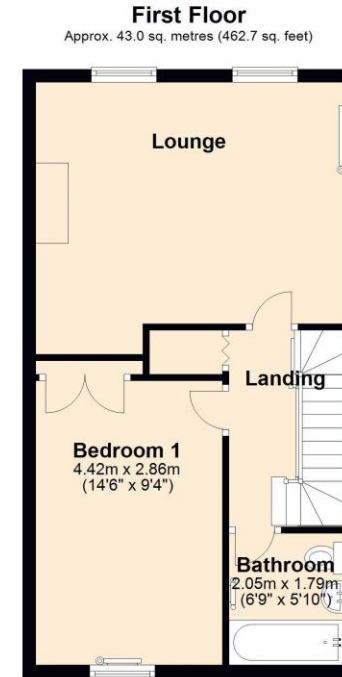
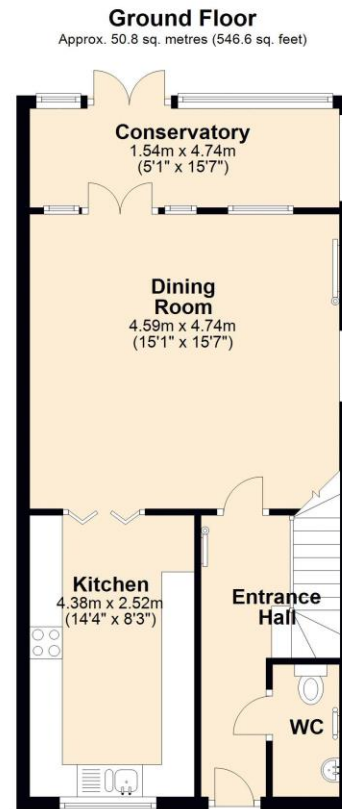
The staircase leads to the first floor and has white painted balusters and balustrade with hardwood handrails to either side. On the landing is a hot water cupboard with folding panelled doors and a fitted factory insulated hot water cylinder and immersion heater with shelving and the central heating timer mounted on the wall. The central heating thermostat is on this landing and panelled doors lead to all rooms.

## Sitting room

The house was designed with this first floor reception room to make the best of the view to the Dartmoor countryside and moor. It has two upvc double glazed wood grain effect windows, a hardwood fireplace surround and mantel with a stone inset and hearth and a fitted gas coal effect fire. There is a coved ceiling, four wall light points and a double panel radiator.

## Bedroom 3

A good double bedroom with a double glazed hardwood front window. a double panel radiator and a large built in double wardrobe with panelled doors and fitted shelving.



Total area: approx. 136.8 sq. metres (1472.1 sq. feet)

## Bathroom

The bathroom is fully tiled with a white suite comprising a panelled bath with a shower/mixer tap and a rain shower head and wand, a pedestal wash hand basin with shaver/light above and a low level w.c. There are three ceiling recessed LED downlighters, an extractor fan, a heated plumbed towel rail and a vinyl floor.

## Second floor landing

This is a small landing with panelled doors to both bedrooms and a loft hatch and ladder to the spacious attic (15'8" x 13'7"/4.77m x 4.14m) which is floored for storage and where there is a bulkhead light.

## Bedroom 2

A rear facing double bedroom with a upvc woodgrain effect dormer window looking out to the Dartmoor countryside and the moor. Built into the room is a large walk in closet (5'5" x 5'4"/1.65m x 1.62m) which has shelving, hanging rails and a light and there is a separate built in single wardrobe. There is ample space for a double bed, a dresser and chest of drawers. A pendant light is fitted, a double panel radiator and a panelled door to the shared 'Jack 'n Jill' shower room.



### Bedroom 1

A large front facing room with two hardwood double glazed dormer windows, two pendant light points, a double panel radiator and ample space for wardrobes, a double bed, a dressing table and drawers. A panelled door leads into the shared 'Jack 'n Jill' shower room.

### Shower room

Shared by bedrooms 1 and 2, this shower room has fully tiled walls, a recessed shower with a built in chromed thermostatic shower, a low level w.c. and a pedestal wash hand basin with a shaver/light above. A heated plumbed towel rail is wall mounted, an extractor fan is fitted and a vinyl floor.

### Exterior

### The garden

Being at the end of The Glebelands the roadway leads onto the private gravelled drive way and parking area owned by No.16. The garden comprises a grassed area with raised vegetable and salad planters and some fruit bushes to the north side of the garage, a greenhouse to the south side with a garden store area behind and a well stocked mature shrubbery with flower shrubs and plants. To the rear of the house is a shaded patio with access to the garden room.

### Greenhouse

A green painted aluminium framed greenhouse with sliding double doors.

### Garage

This generous single garage has a 7' 5"/2.26m wide doorway which opens to a good space with a metal up and over door, power and light and the inverter for the rooftop PV panels. The floor is concrete and there is the possibility of eaves storage. Mounted on the outside of the garage is an exterior light.



### VIEWING BY APPOINTMENT ONLY

The particulars are produced in good faith and are set out as a general guide only. The agents cannot accept liability for any inaccuracy or misdescription, and these particulars do not constitute any part of a contract and the purchasers should satisfy themselves as to each and every particular. No person in the employment of Fowlers Properties Ltd has the authority to make or give any representation or warranty whatsoever in relation to any property.