



hizzy
property

www.hizzyproperty.co.uk



14 Garman Way, Hadleigh, IP7 6DQ

£254,800

About the property

A superb 2 double bedroom semi detached home presented in immaculate condition throughout and located on the "Weavers meadow" development on the outskirts of the town, yet also still within walking distance to the town's amenities and facilities. The property is around 3 years old and benefits from the remainder of the 10 year NHBC certificate and various upgrades to include a higher spec kitchen and tiling, ceramic induction hob with Bluetooth enabled extractor fan and a double oven. The kitchen also has an integrated fridge/freezer and washing machine. The impressive living space includes a hall, downstairs WC, living room and a kitchen/dining room with space for a decent sized table. Upstairs, there are two bedrooms, both double in size and a bathroom. The property also has various built in storage cupboards and one allocated parking space along with the use of the visitor spaces. No onward Chain.

Outside

The property has a lovely rear garden with a South/South West facing aspect and is mainly laid to lawn with a paved patio terrace and a variety of plants, flowers and shrubs. Side access provides space for bin storage along with gate access to the front which has a paved path and shrub/flower bed.

Useful info

The property has all mains services connected with the heating being gas fired via radiators (combi boiler system). Both the upstairs and downstairs are controlled separately by individual wall thermostat units. The current council tax band is B and the What3words location is ///descended.drove.skyrocket





bizzu
property

- Immaculately Presented Semi Detached Home
- First Floor Bathroom & Downstairs WC
- Lovely South/South West Facing Garden

- Located on the Popular "Weavers Meadow"
- Stylish High Spec Kitchen with Integrated Appliances
- One Allocated Parking Space + Visitor Parking

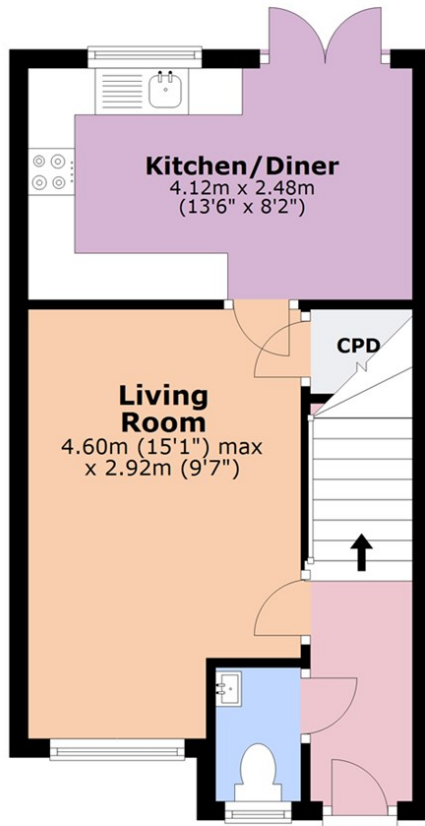
- Two First Floor Double Bedrooms
- Kitchen with Adjoining Dining Area
- Offered with No Onward Chain



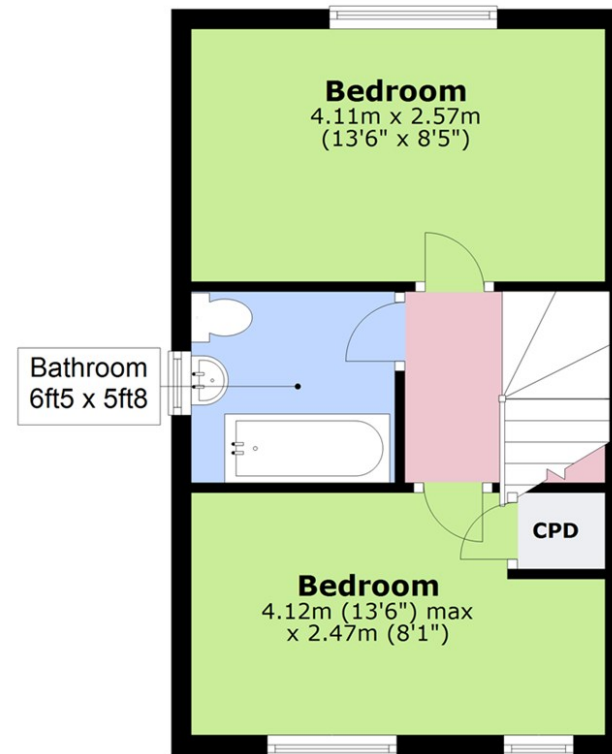


hizzu

Ground Floor



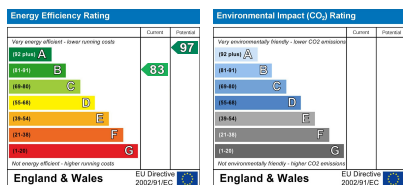
First Floor



Total area: approx. 60.5 sq. metres (650.9 sq. feet)

The floor plan is intended as a guide only.
Plan produced using PlanUp.

EPC



These particulars, whilst believed to be accurate are set out as a general outline only for guidance and do not constitute any part of an offer or contract. Intending purchasers should not rely on them as statements of representation of fact, but must satisfy themselves by inspection or otherwise as to their accuracy. No person in this firm's employment has the authority to make or give any representation or warranty in respect of the property.



hizzy
property

01473 875101
hello@hizzyproperty.co.uk