



Offers over £200,000
Georgia Mews, CARDEA, Peterborough, PE2



 2
Bedrooms

 1
Bathroom



Offers over £200,000
Georgia Mews, CARDEA, Peterborough, PE2



IDEAL FIRST TIME BUY OR BUY TO LET

2 Bedroom End Terraced home in CUL-DE-SAC. The home has an Entrance Hall with stairs to the first floor and the WC. There is a Lounge and thje KITCHEN/DINER with double doors to the rear. The first floor has 2 DOUBLE BEDROOMS and the bathroom.

There are 2 allocated parking spaces to the front and 2 rear gardens

IDEAL FIRST TIME BUY OR BUY TO LET

2 Bedroom End Terraced home in CUL-DE-SAC. The home has an Entrance Hall with stairs to the first floor and the WC. There is a Lounge and thje KITCHEN/DINER with double doors to the rear. The first floor has 2 DOUBLE BEDROOMS and the bathroom.

There are 2 allocated parking spaces to the front and 2 rear gardens

Entrance Hall

With radiator, doors to all rooms and stairs to the first floor

WC

Fitted with WC, mwash hand basin and UPVC window to the front

Lounge 15' 7" x 9' 3" (4.60m x 2.82m)

With UPVC window to the front and radiator

Kicthen/Diner 12' 9" x 8' 1" (3.89m x 2.46m)

Fitted base and wall units with worktops and sink. Built in oven with hob and exatrctor. Part tiled wall, radiator and UPVc window and double doors to the rear

First floor

With doors to all rooms

Bedroom 1 12' 9" x 8' 6" (3.89m x 2.59m)

With 2 UPVC windows to the front and radiator

Bathroom

Fitted with WC, Wash hand basin and bath with taps, shower and screen. Part tiel'd walls and UPVC window to the side

Bedroom 2 12' 9" x 8' 4" (3.89m x 2.54m)

With UPVC window to the rear and radiator

Outside

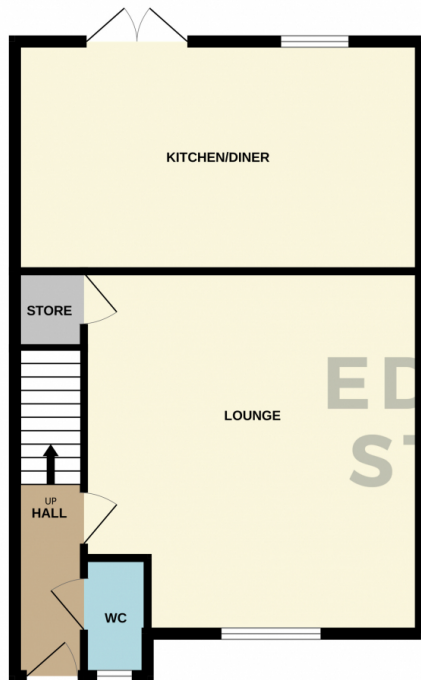
There is parking to the front for 2 cars. the rear garden is split in 2. There one near the house is fully enclosed with gated acess and patio. The one further from the home is also enclosed and laid to lawn



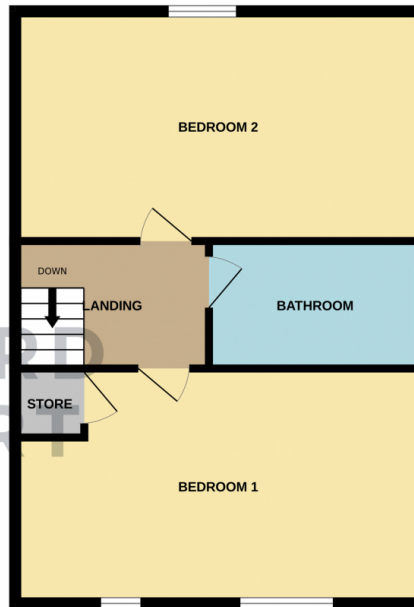
Offers over £200,000

Georgia Mews, CARDEA, Peterborough, PE2


GROUND FLOOR



1ST FLOOR



Whilst every attempt has been made to ensure the accuracy of the floorplan contained here, measurements of doors, windows, rooms and any other items are approximate and no responsibility is taken for any error, omission or mis-statement. This plan is for illustrative purposes only and should be used as such by any prospective purchaser. The services, systems and appliances shown have not been tested and no guarantee as to their operability or efficiency can be given.
Made with Metropix ©2025

Energy Efficiency Rating		
	Current	Potential
Very energy efficient - lower running costs		
(92+) A		97
(81-91) B	82	
(69-80) C		
(55-68) D		
(39-54) E		
(21-38) F		
(1-20) G		
Not energy efficient - higher running costs		
England, Scotland & Wales	EU Directive 2002/91/EC 	

Address: Peterborough, PE2

