



VENUS FIELDS

NEEDHAM MARKET

A COLLECTION OF
1, 2, 3 & 4 BEDROOM HOMES



ALLISON
HOMES



ALL ABOUT A
SPECIAL CORNER OF
BEAUTIFUL SUFFOLK

WELCOME TO YOUR NEW HOME AT VENUS FIELDS



Nestled in the Suffolk countryside, the picturesque town of Needham Market is an ideal place to put down roots.

Located between Ipswich and Bury St Edmunds – and close to ‘Constable Country’ in the Dedham Vale – Needham Market is an attractive town that’s home to a friendly and welcoming community. Offering you a gentle pace of life, the town is also well connected by road and rail, making it ideal for commuters.

Venus Fields itself is a brand-new development of 44 homes for private sale. You can choose from 1, 2, 3 or 4 bedroom houses or opt for a 2 or 3 bedroom bungalow. Built in a variety of traditional styles, combining attractive red brick with rendered façades, these are quality homes designed to last generations. Situated to the north of Needham Market next to open fields, Venus Fields offers you the opportunity to make your home in one of England’s most picturesque counties.



ALL ABOUT A STRONG SENSE OF COMMUNITY

Needham Market offers you a better quality of life.

Needham Market is set in a charming area of central Suffolk close to the A14, giving you easy access to East Anglia's principal hubs, including Ipswich, Norwich, Cambridge and Bury St Edmunds. The town also has a train station, connecting you with the region and allowing you to reach London in 90 minutes.

Needham Market itself is welcoming and has a strong sense of community. With a long picturesque High Street at its centre, it attracts visitors from across the region. Notable historic buildings include the 15th-century church of St John the Baptist, with its unique double-hammerbeam roof, and the Limes Hotel, which dates to around 1500 and is still in operation today.

The River Gipping winds gently through the town and passes by Needham Lake and Nature Reserve, offering wetland areas, meadows and woodlands where you can see many different species of dragonflies and small birds. It's a popular spot with dog walkers, cyclists and anglers and has facilities that include the Duck and Teapot café and visitor centre, plus a children's play area.

The town also has excellent leisure facilities. If you like to keep fit, you'll love the fully equipped Needham Gym, which also offers everything from Yoga and Pilates through to a Sports & Massage Clinic. There's also a hugely popular football club, Needham Market FC.

There are several fine pubs and inns in the town and you can also explore a variety of restaurants and tearooms, including The Olive Tree for Mediterranean food and the Courtyard Café at Alder Carr Farm, where you'll also find a popular farm shop. Notable shops include Finders Keepers and Collectors Corner antique stores, the Curious Fox second-hand furniture shop, florists Khloris, R.J. Smith Butchers and Finneys Bakery.

If you have children, Busy Bees Nursery is popular with parent's of pre-school children. There are also schools that are rated well by Ofsted. Bosmere Community Primary School is in the heart of the town, while nearby secondary schools include Stowmarket High School, Stowupland High School and the John Milton Sixth Form. The independent Framlingham College is only 17 miles away and has an excellent reputation for educating boys and girls between the ages of 3 and 18.

VENUS FIELDS





ALL ABOUT THE TOWNS, COAST AND COUNTRY

A county with so much to explore.

Suffolk ranks among the most beautiful of English counties, and from Venus Fields you'll be well placed to explore some magnificent countryside and charming coastlines. Needham Market is about a 20-minute drive from the Dedham Vale Area of Outstanding Natural Beauty (AONB), which straddles the border between Suffolk and Essex. Also known as 'Constable Country', the area was immortalised in the paintings of the renowned artist, John Constable.

Head a similar distance to the east of Needham Market and you'll discover the Suffolk Coast & Heaths AONB. Offering everything from woods and farmland to mudflats and reed beds along 60 miles of coastline, where you can explore the area via the three long-distance footpaths that pass through the area. The region is also home to the coastal towns of Southwold and Aldeburgh, with the internationally renowned Aldeburgh Festival of Music & the Arts taking place in venues such as the Snape Maltings Concert Hall. Nearby Woodbridge, popular with sailors on the River Deben, is renowned as a 'gem in Suffolk's crown', while the busy port of Felixstowe attracts many with its pier, seafront gardens and traditional seaside attractions.

Finally, from Venus Fields, you'll be able to explore some excellent local towns. First among them is Ipswich, the county town of Suffolk, which is a 20-minute drive away. Ranked as an emerging global tourist destination by Tripadvisor in 2020, the town has a vibrant mix of cultures, cuisines, attractions and shopping. The regenerated waterfront is a particularly cosmopolitan area, lined with excellent restaurants and cafés. Other nearby towns include Bury St Edmunds, an historic market town that's home to a medieval cathedral and abbey, which also has excellent modern shopping facilities at its heart. There's also Stowmarket, which is the setting for The Food Museum, where you can get direct trains to London Liverpool Street.



Dedham




Suffolk Coastline



Southwold



Bury St Edmunds




















“








Needham Market is a 20-minute drive from the Dedham Vale Area of Outstanding Natural Beauty.

SITE PLAN

OUR HOMES

- | | |
|---|---|
|  The Pine
1 bedroom home
Homes 61, 62 & 63 |  The Maple
4 bedroom home
Home 15 |
|  The Clover
2 bedroom home
Homes 4, 5, 11, 12, 20, 21, 56 & 57 |  The Beech
4 bedroom home
Homes 2, 14, 32 & 33 |
|  The Oak
2 bedroom home
Home 64 |  The Cedar
4 bedroom home
Home 3 |
|  The Olive
2 bedroom home
Homes 47, 48, 54 & 55 |  The Aspen
4 bedroom home
Homes 16, 17 & 24 |
|  The Birch (B)
2 bedroom home
Homes 25, 26, 27 & 28 |  The Ash
4 bedroom home
Home 1 |
|  The Elm
3 bedroom home
Homes 6, 7 & 59 | |
|  The Yew
3 bedroom home
Homes 10, 13, 19 & 58 | |
|  The Holly
3 bedroom home
Homes 8 & 60 | |
|  The Hawthorn
3 bedroom home
Homes 9, 18, 22 & 23 | |
|  The Willow
3 bedroom home
Homes 46 & 53 | |
|  The Sycamore (B)
3 bedroom home
Homes 29 & 30 | |
|  The Juniper (B)
3 bedroom home
Home 31 | |



-  Marketing Suite
-  Show Home
-  Rented
-  Bungalow
-  Sustainable Drainage System
-  Visitor Parking
-  Bin Collection Point


Every care has been taken to ensure the accuracy of these particulars, but the contents shall not form part of any contract and the vendors reserve the right to alter specification and/or delay without notice. The site plan is drawn to show the relative position of individual properties. NOT TO SCALE. This is a two dimensional drawing and will not show land contours and gradients, boundary treatments or local authority street lighting. Landscaping shown is for illustration purposes only and is subject to change. Footpaths subject to change. Purchasers are advised to check with our Sales Executives on the home of their choice. The site details and individual house types are subject to planning variation.

THE PINE

One bedroom home



VENUS FIELDS



GROUND FLOOR

Living/Kitchen/Dining	7500mm x 4500mm	24'6" x 14'8"
WC	1507mm x 1175mm	4'9" x 3'9"



FIRST FLOOR

Bedroom 1	7500mm x 2957mm	24'6" x 9'7"
Bathroom	1970mm x 1900mm	6'5" x 6'2"

All images used are for illustrative purpose only. Dimensions given are illustrative for this house type and individual properties may differ. Please check with your Sales Executives in respect of individual properties. We give maximum dimensions within each room and these may include areas of fixtures and fittings including fitted furniture. These dimensions should not be used for carpet or flooring sizes, appliance spaces or items of furniture. All images, photographs and dimensions are not intended to be relied upon for, nor to form part of any contract unless specifically incorporated in writing into the contract.



ALLISON
HOMES

THE CLOVER

Two bedroom home




VENUS FIELDS



GROUND FLOOR

Living/Dining	5111mm x 3984mm	16'8" x 13'1"
Kitchen	3253mm x 1800mm	10'7" x 5'9"
WC	1900mm x 925mm	6'2" x 3'0"



FIRST FLOOR

Bedroom 1	3984mm x 3411mm	13'1" x 11'2"
Bedroom 2	3984mm x 2782mm	13'1" x 9'1"
Bathroom	2450mm x 1950mm	8'0" x 6'4"

All images used are for illustrative purpose only. Dimensions given are illustrative for this house type and individual properties may differ. Please check with your Sales Executives in respect of individual properties. We give maximum dimensions within each room and these may include areas of fixtures and fittings including fitted furniture. These dimensions should not be used for carpet or flooring sizes, appliance spaces or items of furniture. All images, photographs and dimensions are not intended to be relied upon for, nor to form part of any contract unless specifically incorporated in writing into the contract.



ALLISON
HOMES

THE OAK
Two bedroom home




VENUS FIELDS



GROUND FLOOR

Living/Dining	5111mm x 3984mm	16'8" x 13'1"
Kitchen	3253mm x 1800mm	10'7" x 5'9"
WC	1900mm x 925mm	6'2" x 3'0"



FIRST FLOOR

Bedroom 1	3984mm x 3411mm	13'1" x 11'2"
Bedroom 2	3984mm x 2782mm	13'1" x 9'1"
Bathroom	2450mm x 1950mm	8'0" x 6'4"

All images used are for illustrative purpose only. Dimensions given are illustrative for this house type and individual properties may differ. Please check with your Sales Executives in respect of individual properties. We give maximum dimensions within each room and these may include areas of fixtures and fittings including fitted furniture. These dimensions should not be used for carpet or flooring sizes, appliance spaces or items of furniture. All images, photographs and dimensions are not intended to be relied upon for, nor to form part of any contract unless specifically incorporated in writing into the contract.



ALLISON
HOMES

THE BIRCH

Two bedroom home



VENUS FIELDS



GROUND FLOOR

Living/Kitchen/Dining	8390mm x 3425mm	27'5" x 11'2"
Bedroom 1	4150mm x 3344mm	13'6" x 11'0"
Bedroom 2	3472mm x 3344mm	11'4" x 11'0"
Bathroom	2275mm x 2255mm	7'5" x 7'4"

All images used are for illustrative purpose only. Dimensions given are illustrative for this house type and individual properties may differ. Please check with your Sales Executives in respect of individual properties. We give maximum dimensions within each room and these may include areas of fixtures and fittings including fitted furniture. These dimensions should not be used for carpet or flooring sizes, appliance spaces or items of furniture. All images, photographs and dimensions are not intended to be relied upon for, nor to form part of any contract unless specifically incorporated in writing into the contract.



ALLISON
HOMES

THE ELM

Three bedroom home



VENUS FIELDS



GROUND FLOOR

Living/Kitchen/Dining	8690mm x 5415mm	28'5" x 17'8"
WC	1500mm x 1060mm	4'9" x 3'5"



ALLISON
HOMES



FIRST FLOOR

Bedroom 1	4362mm x 3573mm	14'3" x 11'7"
En Suite	1830mm x 1500mm	6'0" x 4'9"
Bedroom 2	3497mm x 3072mm	11'5" x 10'1"
Bedroom 3	3040mm x 2250mm	10'0" x 7'4"
Bathroom	2200mm x 2000mm	7'2" x 6'6"


All images used are for illustrative purpose only. Dimensions given are illustrative for this house type and individual properties may differ. Please check with your Sales Executives in respect of individual properties. We give maximum dimensions within each room and these may include areas of fixtures and fittings including fitted furniture. These dimensions should not be used for carpet or flooring sizes, appliance spaces or items of furniture. All images, photographs and dimensions are not intended to be relied upon for, nor to form part of any contract unless specifically incorporated in writing into the contract.

THE HOLLY

Three bedroom home



VENUS FIELDS



GROUND FLOOR

Living Room	5570mm x 3419mm	18'3" x 11'2"
Kitchen/Dining	5570mm x 3214mm	18'3" x 10'5"
WC	2070mm x 1050mm	6'8" x 3'4"



FIRST FLOOR

Bedroom 1	3176mm x 2843mm	10'4" x 9'3"
En Suite	2054mm x 1530mm	6'7" x 5'0"
Bedroom 2	4276mm x 3864mm	14'0" x 12'7"
Bedroom 3	2843mm x 2300mm	9'3" x 7'5"
Bathroom	2200mm x 2000mm	7'2" x 6'6"

All images used are for illustrative purpose only. Dimensions given are illustrative for this house type and individual properties may differ. Please check with your Sales Executives in respect of individual properties. We give maximum dimensions within each room and these may include areas of fixtures and fittings including fitted furniture. These dimensions should not be used for carpet or flooring sizes, appliance spaces or items of furniture. All images, photographs and dimensions are not intended to be relied upon for, nor to form part of any contract unless specifically incorporated in writing into the contract.



ALLISON
HOMES

THE HAWTHORN

Three bedroom home



VENUS FIELDS



GROUND FLOOR

Living Room	5570mm x 3419mm	18'3" x 11'2"
Kitchen/Dining	5570mm x 3214mm	18'3" x 10'5"
WC	2129mm x 1150mm	7'0" x 3'8"



FIRST FLOOR

Bedroom 1	4572mm x 4276mm	15'0" x 14'0"
En Suite	2054mm x 1530mm	6'7" x 5'0"
Bedroom 2	4277mm x 3214mm	14'0" x 10'5"
Bedroom 3	2843mm x 2300mm	9'3" x 7'5"
Bathroom	2200mm x 2000mm	7'2" x 6'6"

All images used are for illustrative purpose only. Dimensions given are illustrative for this house type and individual properties may differ. Please check with your Sales Executives in respect of individual properties. We give maximum dimensions within each room and these may include areas of fixtures and fittings including fitted furniture. These dimensions should not be used for carpet or flooring sizes, appliance spaces or items of furniture. All images, photographs and dimensions are not intended to be relied upon for, nor to form part of any contract unless specifically incorporated in writing into the contract.



ALLISON
HOMES

THE SYCAMORE

Three bedroom home



VENUS FIELDS



GROUND FLOOR

Living/Kitchen/Dining	7153mm x 3836mm	23'5" x 12'6"
Bedroom 1	4115mm x 3207mm	13'5" x 10'5"
En Suite	2917mm x 1503mm	9'6" x 4'9"
Bedroom 2	3179mm x 3124mm	10'4" x 10'2"
Bedroom 3	3179mm x 2780mm	10'4" x 9'1"
Bathroom	2284mm x 1975mm	7'5" x 6'5"

All images used are for illustrative purpose only. Dimensions given are illustrative for this house type and individual properties may differ. Please check with your Sales Executives in respect of individual properties. We give maximum dimensions within each room and these may include areas of fixtures and fittings including fitted furniture. These dimensions should not be used for carpet or flooring sizes, appliance spaces or items of furniture. All images, photographs and dimensions are not intended to be relied upon for, nor to form part of any contract unless specifically incorporated in writing into the contract.



ALLISON
HOMES

THE JUNIPER

Three bedroom home



VENUS FIELDS



GROUND FLOOR

Living Room	4200mm x 3752mm	13'8" x 12'3"
Kitchen/Dining	6034mm x 3200mm	19'8" x 10'5"
Utility	2028mm x 1807mm	6'6" x 5'9"
Bedroom 1	4122mm x 3307mm	13'5" x 10'8"
En Suite	2028mm x 1300mm	6'6" x 4'3"
Bedroom 2	3614mm x 2769mm	11'8" x 9'1"
Bedroom 3	3614mm x 3038mm	11'8" x 10'0"
Bathroom	2050mm x 1975mm	6'7" x 6'5"

All images used are for illustrative purpose only. Dimensions given are illustrative for this house type and individual properties may differ. Please check with your Sales Executives in respect of individual properties. We give maximum dimensions within each room and these may include areas of fixtures and fittings including fitted furniture. These dimensions should not be used for carpet or flooring sizes, appliance spaces or items of furniture. All images, photographs and dimensions are not intended to be relied upon for, nor to form part of any contract unless specifically incorporated in writing into the contract.



ALLISON
HOMES

THE MAPLE

Four bedroom home





GROUND FLOOR

Living Room	5683mm x 3390mm	18'6" x 11'1"
Kitchen/Dining	7395mm x 3550mm	24'2" x 11'6"
Study	3030mm x 1920mm	9'9" x 6'3"
WC	2002mm x 1055mm	6'6" x 3'5"



FIRST FLOOR

Bedroom 1	3873mm x 3447mm	12'7" x 11'3"
En Suite	2059mm x 1655mm	6'8" x 5'4"
Bedroom 2	3723mm x 3030mm	12'2" x 9'9"
Bedroom 3	3550mm x 3286mm	11'6" x 10'8"
Bedroom 4	2688mm x 2188mm	8'8" x 7'2"
Bathroom	2235mm x 2200mm	7'3" x 7'2"

All images used are for illustrative purpose only. Dimensions given are illustrative for this house type and individual properties may differ. Please check with your Sales Executives in respect of individual properties. We give maximum dimensions within each room and these may include areas of fixtures and fittings including fitted furniture. These dimensions should not be used for carpet or flooring sizes, appliance spaces or items of furniture. All images, photographs and dimensions are not intended to be relied upon for, nor to form part of any contract unless specifically incorporated in writing into the contract.



ALLISON
HOMES

THE BEECH

Four bedroom home





GROUND FLOOR

Living Room	4753mm x 3771mm	15'6" x 12'4"
Kitchen/Dining	9058mm x 3254mm	29'7" x 10'7"
Utility	2275mm x 1705mm	7'5" x 5'6"
Study	3033mm x 3004mm	9'9" x 9'8"
WC	1658mm x 1244mm	5'4" x 4'1"



FIRST FLOOR

Bedroom 1	4788mm x 3771mm	15'7" x 12'4"
En Suite	2000mm x 1770mm	6'6" x 5'8"
Bedroom 2	4110mm x 3403mm	13'5" x 11'2"
Bedroom 3	3627mm x 3526mm	11'9" x 11'6"
Bedroom 4	3275mm x 2878mm	10'7" x 9'4"
Bathroom	2459mm x 2175mm	8'1" x 7'1"

All images used are for illustrative purpose only. Dimensions given are illustrative for this house type and individual properties may differ. Please check with your Sales Executives in respect of individual properties. We give maximum dimensions within each room and these may include areas of fixtures and fittings including fitted furniture. These dimensions should not be used for carpet or flooring sizes, appliance spaces or items of furniture. All images, photographs and dimensions are not intended to be relied upon for, nor to form part of any contract unless specifically incorporated in writing into the contract.



ALLISON
HOMES

THE CEDAR

Four bedroom home



VENUS FIELDS



GROUND FLOOR

Living Room	4928mm x 4772mm	16'2" x 15'6"
Kitchen/Dining	6500mm x 3828mm	21'3" x 12'6"
Study	3190mm x 3018mm	10'5" x 9'9"
WC	1900mm x 1645mm	6'2" x 5'4"



FIRST FLOOR

Bedroom 1	5743mm x 3828mm	18'8" x 12'6"
En Suite	2200mm x 1612mm	7'2" x 5'3"
Bedroom 2	4928mm x 3997mm	16'2" x 13'1"
Bedroom 3	3785mm x 3050mm	12'4" x 10'0"
Bedroom 4	3785mm x 2779mm	12'4" x 9'1"
Bathroom	2459mm x 1950mm	8'1" x 6'4"

All images used are for illustrative purpose only. Dimensions given are illustrative for this house type and individual properties may differ. Please check with your Sales Executives in respect of individual properties. We give maximum dimensions within each room and these may include areas of fixtures and fittings including fitted furniture. These dimensions should not be used for carpet or flooring sizes, appliance spaces or items of furniture. All images, photographs and dimensions are not intended to be relied upon for, nor to form part of any contract unless specifically incorporated in writing into the contract.



THE ASPEN

Four bedroom home





GROUND FLOOR

Living Room	5025mm x 3733mm	16'5" x 12'2"
Kitchen/Dining	7147mm x 3772mm	23'4" x 12'4"
WC	1758mm x 1298mm	5'8" x 4'3"



FIRST FLOOR

Bedroom 1	3900mm x 3828mm	16'5" x 12'2"
En Suite	2211mm x 1300mm	7'2" x 4'3"
Bedroom 2	3828mm x 3154mm	12'6" x 10'3"
Bedroom 3	3386mm x 3264mm	11'1" x 10'7"
Bedroom 4	3790mm x 2982mm	12'4" x 9'8"
Bathroom	2211mm x 1992mm	7'2" x 6'5"

All images used are for illustrative purpose only. Dimensions given are illustrative for this house type and individual properties may differ. Please check with your Sales Executives in respect of individual properties. We give maximum dimensions within each room and these may include areas of fixtures and fittings including fitted furniture. These dimensions should not be used for carpet or flooring sizes, appliance spaces or items of furniture. All images, photographs and dimensions are not intended to be relied upon for, nor to form part of any contract unless specifically incorporated in writing into the contract.



ALLISON
HOMES

THE ASH

Four bedroom home



VENUS FIELDS



GROUND FLOOR

Living Room	4978mm x 4343mm	16'3" x 14'2"
Kitchen/Dining	6560mm x 3685mm	21'5" x 12'1"
Utility	3380mm x 2014mm	11'1" x 6'6"
Study	3285mm x 2341mm	10'8" x 7'7"
WC	2514mm x 1200mm	8'2" x 3'9"



FIRST FLOOR

Bedroom 1	4343mm x 3385mm	14'2" x 11'1"
En Suite 1	2100mm x 1500mm	6'9" x 4'9"
Dressing Area	2150mm x 1500mm	7'0" x 4'9"
Bedroom 2	4553mm x 4457mm	14'9" x 14'6"
En Suite 2	2100mm x 1491mm	6'9" x 4'9"
Bedroom 3	3685mm x 3559mm	12'1" x 11'7"
Bedroom 4	3685mm x 2956mm	12'1" x 9'7"
Bathroom	2363mm x 2257mm	7'7" x 7'4"

All images used are for illustrative purpose only. Dimensions given are illustrative for this house type and individual properties may differ. Please check with your Sales Executives in respect of individual properties. We give maximum dimensions within each room and these may include areas of fixtures and fittings including fitted furniture. These dimensions should not be used for carpet or flooring sizes, appliance spaces or items of furniture. All images, photographs and dimensions are not intended to be relied upon for, nor to form part of any contract unless specifically incorporated in writing into the contract.



ALLISON
HOMES



ALL ABOUT THE QUALITY

Synonymous with the quality of design and craftsmanship associated with all Allison Homes developments, all the houses at Venus Fields benefit from a high standard specification.

This includes contemporary kitchens with glass splashbacks, integrated appliances (on selected homes), a ceramic or induction hob and chimney-style extractors.

In all homes the bathrooms and en suites feature white Roca sanitaryware and chrome heated towel rails. To help reduce energy bills, all homes feature an energy efficient boiler and thermostatic radiator valves to all habitable rooms. Low energy LED down lights to the kitchen, bathroom, en suite and cloakroom (where applicable) also come as standard.





Each home at Venus Fields has been designed to maximise light and space and, according to location, comes equipped with PV (solar) panels and 7Kw EV Charger.



ALL ABOUT THE SPECIFICATION

The Pine
The Clover
The Elm and The Yew
The Holly
The Hawthorn
The Birch
The Sycamore
The Juniper
The Maple
The Beech
The Cedar
The Aspen
The Ash

INTERNAL FIXTURES & FITTINGS													
GENERAL													
White Supermatt Emulsion ceiling plain finish (inc. all dwellings c/w sloping ceilings)	✓	✓	✓	✓	✓	✓	✓	✓	✓	✓	✓	✓	✓
White Supermatt Emulsion wall finish	✓	✓	✓	✓	✓	✓	✓	✓	✓	✓	✓	✓	✓
5 panel grained internal doors painted white	✓	✓	✓	✓	✓	✓	✓	✓	✓	✓	✓	✓	✓
Chrome Ironmongery	✓	✓	✓	✓	✓	✓	✓	✓	✓	✓	✓	✓	✓
119mm MDF Square edge moulded skirting painted white	✓	✓	✓	✓	✓	✓	✓	✓	✓	✓	✓	✓	✓
69mm MDF Square edge moulded architrave painted white	✓	✓	✓	✓	✓	✓	✓	✓	✓	✓	✓	✓	✓
Staircase, softwood with stop chamfered newels & balusters all white painted, with oak handrails and newel caps	✓	✓	✓	✓	✓	*	*	*	✓	✓	✓	✓	✓
KITCHEN													
Fitted kitchen units (chosen from ranges displayed in the Marketing Suite to design available)	✓	✓	✓	✓	✓	✓	✓	✓	✓	✓	✓	✓	✓
40mm worktop with 100mm upstand to match (chosen from ranges displayed in the Marketing Suite)	✓	✓	✓	✓	✓	✓	✓	✓	✓	✓	✓	✓	✓
Integrated stainless steel single oven, 60cm ceramic hob and stainless steel chimney style extractor	✓	✓	✓	✓	✓	✓	*	*	*	*	*	*	*
Integrated stainless steel double oven, 60cm induction hob and stainless steel chimney style extractor	*	*	*	*	*	*	✓	✓	✓	*	*	*	*
Integrated stainless steel double oven, 80cm induction hob and stainless steel and glass chimney style extractor	*	*	*	*	*	*	*	*	*	✓	✓	✓	✓
Glass splashback behind hob	✓	✓	✓	✓	✓	✓	✓	✓	✓	✓	✓	✓	✓
Integrated fridge freezer	*	*	*	*	*	✓	✓	✓	✓	✓	✓	✓	✓
Integrated dishwasher	*	*	*	*	*	✓	✓	✓	✓	✓	✓	✓	✓
Washing machine space where shown (if no Utility Room)	✓	✓	✓	✓	✓	✓	✓	✓	✓	✓	✓	✓	✓
One and half bowl sink and mixer taps to Kitchen	✓	✓	✓	✓	✓	✓	✓	✓	✓	✓	✓	✓	✓
UTILITY ROOM													
40mm worktop with 100mm upstand to match (chosen from ranges displayed in the Marketing Suite)	*	*	*	*	*	*	*	✓	*	✓	*	*	✓
One bowl sink and mixer taps to Utility Room (only when shown on the house type specific kitchen plan)	*	*	*	*	*	*	*	✓	*	✓	*	*	✓
Washing machine space where shown (to Utility Room)	*	*	*	*	*	*	*	✓	*	✓	*	*	✓
Tumble dryer space where shown (to Utility Room)	*	*	*	*	*	*	*	✓	*	✓	*	*	✓

The Pine
 The Clover
 The Elm and The Yew
 The Holly
 The Hawthorn
 The Birch
 The Sycamore
 The Juniper
 The Maple
 The Beech
 The Cedar
 The Aspen
 The Ash

	The Pine	The Clover	The Elm and The Yew	The Holly	The Hawthorn	The Birch	The Sycamore	The Juniper	The Maple	The Beech	The Cedar	The Aspen	The Ash
CLOAKROOM													
White WC, wash basin and taps	✓	✓	✓	✓	✓	✗	✗	✗	✓	✓	✓	✓	✓
Splashback tiling above basin with tiled window cill (if applicable)	✓	✓	✓	✓	✓	✗	✗	✗	✓	✓	✓	✓	✓
BATHROOM													
White WC	✓	✓	✓	✓	✓	✓	✓	✓	✓	✓	✓	✓	✓
White basin and pedestal complete with mixer taps	✓	✓	✓	✓	✓	✓	✓	✓	✓	✓	✓	✓	✓
White 1700mm bath with thermostatic bath filler with shower mixer and riser rail plus bath shower screen (if no En Suite)	✓	✓	✗	✗	✗	✓	✗	✗	✗	✗	✗	✗	✗
White 1700mm bath with deck mounted bath taps	✗	✗	✓	✓	✓	✗	✓	✓	✓	✓	✓	✓	✓
Chrome heated towel rail	✓	✓	✓	✓	✓	✓	✓	✓	✓	✓	✓	✓	✓
Shaver point	✓	✓	✓	✓	✓	✓	✓	✓	✓	✓	✓	✓	✓
Extractor fan with external switch	✓	✓	✓	✓	✓	✓	✓	✓	✓	✓	✓	✓	✓
Full height tiling to shower area (if no En Suite)	✓	✓	✗	✗	✗	✓	✗	✗	✗	✗	✗	✗	✗
450mm height tiling to length and sides of bath (where there is a separate En Suite)	✗	✗	✓	✓	✓	✗	✓	✓	✓	✓	✓	✓	✓
Splashback tiling to basin only with tiled window cill (if applicable)	✓	✓	✓	✓	✓	✓	✓	✓	✓	✓	✓	✓	✓
EN SUITE													
White WC	✗	✗	✓	✓	✓	✗	✓	✓	✓	✓	✓	✓	✓
White basin and pedestal complete with single lever basin mixer	✗	✗	✓	✓	✓	✗	✓	✓	✓	✓	✓	✓	✓
Shower tray and thermostatic shower with riser rail	✗	✗	✓	✓	✓	✗	✓	✓	✓	✓	✓	✓	✓
Chrome heated towel rail	✗	✗	✓	✓	✓	✗	✓	✓	✓	✓	✓	✓	✓
Shaver point	✗	✗	✗	✗	✗	✗	✓	✓	✓	✓	✓	✓	✓
Extractor fan with external switch	✗	✗	✓	✓	✓	✗	✓	✓	✓	✓	✓	✓	✓
Full height tiling to shower area	✗	✗	✓	✓	✓	✗	✓	✓	✓	✓	✓	✓	✓
Splashback tiling to basin only with tiled window cill (if applicable)	✗	✗	✓	✓	✓	✗	✓	✓	✓	✓	✓	✓	✓
HEATING AND HOT WATER													
Wall mounted combination boiler	✓	✓	✓	✓	✓	✓	✓	✓	✓	✓	✓	✗	✗
Wall mounted system boiler and separate hot water cylinder	✗	✗	✗	✗	✗	✗	✗	✗	✗	✗	✗	✓	✓
Premier pre-finished radiators	✓	✓	✓	✓	✓	✓	✓	✓	✓	✓	✓	✓	✓
Thermostatic radiator valves to all habitable rooms	✓	✓	✓	✓	✓	✓	✓	✓	✓	✓	✓	✓	✓

*Subject to build stage. These particulars shall not form any contract and Allison Homes reserve the right to alter specification and/or design without notice. Purchasers are advised to check with our Sales Executives on the plot of their choice.



ALL ABOUT MAKING THE CUSTOMER OUR PRIORITY

We aim to make choosing, buying, and moving to your Allison home as stress-free as possible, to deliver exemplary customer service, and keep you fully informed right through your home buying experience.





RESERVING YOUR NEW HOME

After completing a pre-reservation form you sign a reservation agreement. Depending on the stage of construction you can choose to enhance your home from our 'JUST FOR YOU' range.

MEET THE TEAM

An appointment is made to meet your dedicated site manager who can answer questions on progress along the way. We also provide you with a main point of contact within our team.

IT'S ON ITS WAY

You'll receive an estimated completion date as well as regular updates, and while factors like weather can affect the build progress of your new Allison home, we'll always make every effort to meet our deadlines.

GET TO KNOW YOUR HOME INSIDE OUT

Before moving in you'll be invited to attend your new home demonstration. Don't miss this invaluable opportunity to familiarise yourself, from where everything is located to how it works.

OUR COMMITMENT CONTINUES

- After moving in there is a '7 day and 1 month Settling In' reviews where any issues that need sorting out are agreed
- Our dedicated Aftercare service team deal with any warranty aspects for two-years – in an emergency there's a dedicated telephone number in your handover pack
- On the 1st anniversary of owning your home, we make contact with you to ensure that you are enjoying your new home in every way

GOOD TO KNOW...

Your home is covered by a 10-year warranty from the NHBC, just one of the many benefits of a brand-new home.



“

We know we are not just building houses; we are creating the most important spaces in people's lives and the places customers will love to live now and throughout the years ahead.



ALL ABOUT HOMES BUILT ON SOLID VALUES



The Sycamore



The Cedar

We have never expected more from our home than we do today, from its energy-efficiency and environmental impact, to the different roles it is asked to play in our life. What has remained constant however is the central importance of our home, a place where we re-energise and unwind, increasingly work in - and where families grow. So, at Allison Homes we know we are not just building houses; we are creating the most important spaces in people's lives and the places customers will love to live now and throughout the years ahead.

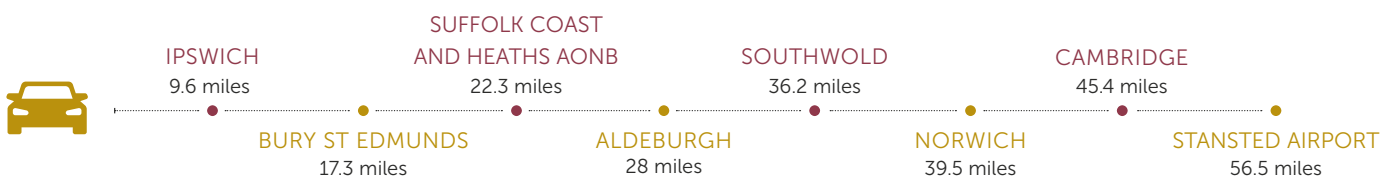
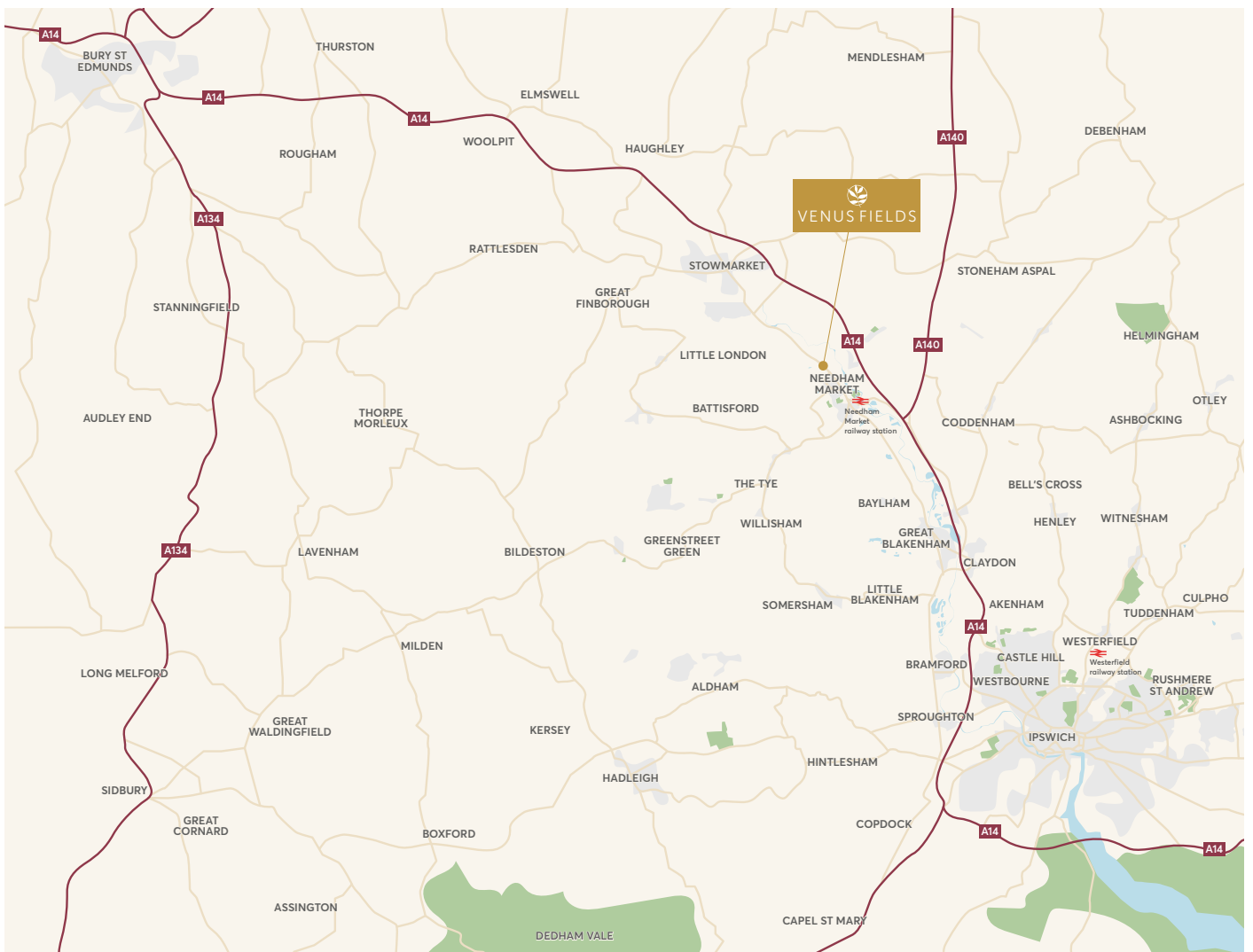
That's why we ensure an Allison home is something exceptional. Our breadth of experience meets a forward-thinking outlook, and we listen to customer feedback and benefit from the insight and passion for homes of our 250+ strong team. Then we design and build the best homes we can for modern, evolving lifestyles. We look at the familiar in a new light too, from redrawing kitchen designs for flexibility to work from home, to transforming underused space like garages for multi-use whether it's for storage, an office or a gym. And we always ensure living areas are a balance between that all-important family space and private space for everyone.

Once you have chosen your home, we understand delivering it on time and to the highest quality matters. Which is why, from site managers to suppliers, we work only with those who share our values of commitment and pride in the job. These relationships with everyone involved in your home are the most important things we build - and the foundations of a home that, inside and out, you can be as proud of as we are.



ALL ABOUT LOCATION

Needham Market is well connected. The towns railway station offers direct services to destinations such as Cambridge, Bury St Edmunds and Ipswich whilst London Liverpool Street can be reached in 90 minutes by changing at Ipswich. With the A14 close by, Venus Fields, is within easy reach of Ipswich, Bury St Edmunds and Cambridge, while the nearby A140 means Norwich is just 60 minutes' drive away. If you need to fly for business or pleasure, you can reach both Stansted and Norwich airports in just over an hour.



Distances represent quickest routes by road. Information from Google Maps. Information correct at time of print.



ALLISON
HOMES

Stowmarket Road
Needham Market
Suffolk IP6 8ED
07930 121460

venus.fields@allison-homes.com

ALLISON-HOMES.CO.UK