




BYWATER HERRING

SALES & LETTINGS

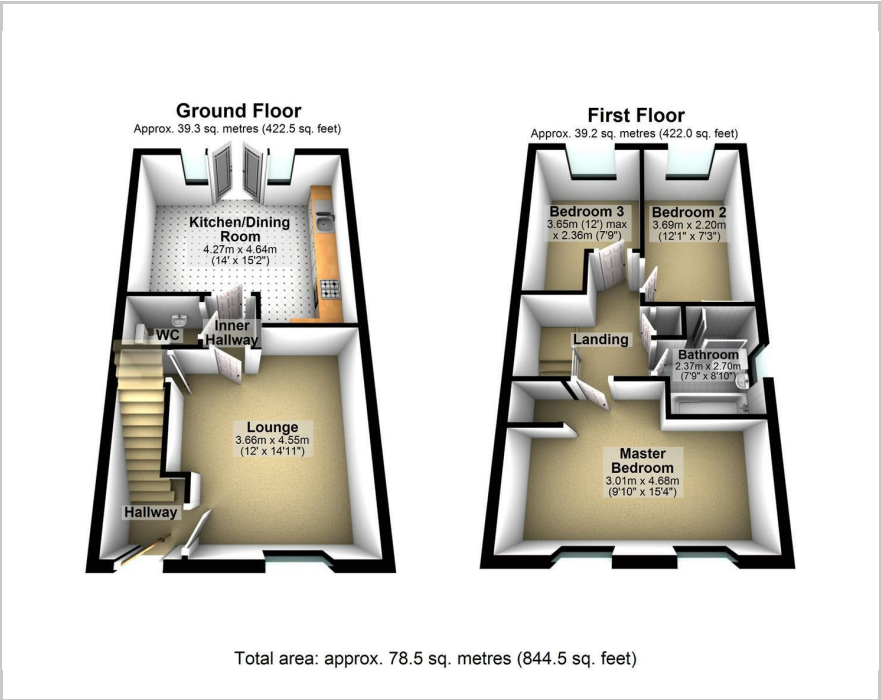
- A TRADITION OF TRUST -



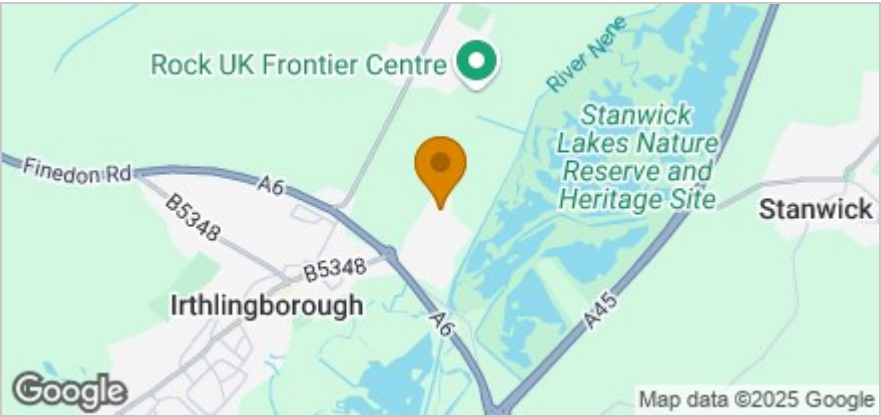
Ruby Close, Irthlingborough
Offers In The Region Of £275,000



Floor Plan



Area Map



Accommodation

- Stylish Modern Living with Space For All The Family
- Lovingly Cared For And Ready To Move Into
- Situated On The Popular Diamond Heights Estate
- Modern Fitted Kitchen With French Doors Leading Into The Garden
- Three Bedrooms With Family Bathroom
- Council Tax Band B
- Parking On The Drive For Two Cars
- Good Local Schools Nearby
- Nature Reserves On Your Doorstep
- London In An Hour But Close To The Countryside



Energy Efficiency Rating		
	Current	Potential
Very energy efficient - lower running costs		
(92 plus) A		96
(81-91) B	84	
(69-80) C		
(55-68) D		
(39-54) E		
(21-38) F		
(1-20) G		
Not energy efficient - higher running costs		
England & Wales	EU Directive 2002/91/EC	

These particulars, whilst believed to be accurate are set out as a general outline only for guidance and do not constitute any part of an offer or contract. Intending purchasers should not rely on them as statements of representation of fact, but must satisfy themselves by inspection or otherwise as to their accuracy. No person in this firms employment has the authority to make or give any representation or warranty in respect of the property.