



- No Onward Chain
- Modest Low Maintenance Garden
- Spacious 13'8 Kitchen/Diner
- Distant Views Towards Countryside

- 2003 Built Detached Bungalow
- Gated PARKING
- Cloakroom W.c

- Comfortable 3 Bedroom Accommodation
- 13'1 Lounge Accessing Sun Deck
- South Facing Conservatory

2 Downsview Southfield Gardens, Ryde, Isle of Wight, PO33 3EU

£235,000

Built in 2003, this detached bungalow is found tucked away in a quiet corner of Ryde just a few minutes drive from the main town centre. Conveniently there is a local shop literally a few hundred yards away at the end of the road ideal for those daily incidentals. The interior is now a little dated and it is our feeling that the rooms are of good proportions compared to others. A key feature to the facade and a pleasant place to sit on sunny days is the conservatory which is situated off the spacious kitchen/diner. There are 3 bedrooms although the third bedroom could well be used as a home office. The cloakroom w.c is off the entrance hall and the lounge overlooks the low maintenance garden from its patio doors. The majority of the low maintenance garden sits to the south, front side, of the bungalow to benefit from the sun's natural positioning and the view is towards the countryside beyond. Bus routes are also accessible from this position, although conveniently, the town centre shops are roughly a 15 to 20 minute walk away for most. Generally we feel this bungalow is an all round lower maintenance option for the new buyer and it should be more economical to run than many older properties. It is also a rare commodity being one of only a few bungalows in the area and as such an equally rare option of those who want/need the benefits of single storey living.



Accommodation

Entrance Hall

Cloakroom W.c

Lounge

13'1 x 12'0 (3.99m x 3.66m)

Conservatory

8'2 x 6'1 (2.49m x 1.83m`0.30m)

Kitchen/Diner

13'8 x 11'8 (4.17m x 3.56m)

Bedroom 1

12'11 max x 9'9 (3.94m max x 2.97m)

Bedroom 2

9'9 x 9'9 (2.97m x 2.97m)

Bedroom 3/Study

9'9 max x 8'6 max (2.97m max x 2.59m max)

Shower Room

Gardens

The bungalow occupies a modest plot with limited but easily maintained gardens. A raised sun deck sits off the lounge at the front of the property looking toward the countryside in the distance. A ramped walkway leads to the parking area ideal for those using walking aids or wheelchairs, however, this could be removed in favour of a little more garden space. There is a pathway around the bungalow for any maintenance of the building.

Parking

A gated driveway offers spaces for up to 2 vehicles.

Tenure

Freehold

Council Tax

Band D



Broadband Connectivity

Wightfibre and Openreach networks. Up to Ultrafast fibre available.

Construction Type

Cavity wall

Flood Risk

Very Low Risk

Mobile Coverage

Coverage includes O2 & EE. Limited coverage from Three & Vodaphone.

Services

Unconfirmed gas, electric, water and drainage.

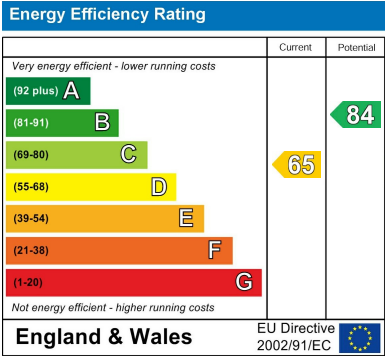
Agents Note

Our particulars are designed to give a fair description of the property, but if there is any point of special importance to you we will be pleased to check the information for you. None of the appliances or services have been tested, should you require to have tests carried out, we will be happy to arrange this for you. Nothing in these particulars is intended to indicate that any carpets or curtains, furnishings or fittings, electrical goods (whether wired in or not), gas fires or light fitments, or any other fixtures not expressly included, are part of the property offered for sale.




TOTAL APPROX. FLOOR AREA 820 SQ.FT. (76.2 SQ.M.)


Whilst every attempt has been made to ensure the accuracy of the floor plan contained here, measurements of doors, windows, rooms and any other items are approximate and no responsibility is taken for any error, omission, or mis-statement. This plan is for illustrative purposes only and should be used as such by any prospective purchaser. The services, systems and appliances shown have not been tested and no guarantee as to their operability or efficiency can be given
Made with Metropix ©2015



Referral Fees- With a view to offer a smooth and comprehensive service we may at times recommend various associated services and companies. These include financial advisors and surveyors. You, the consumer are never under any obligation to use any of these services if you have preferences elsewhere. For these services we may receive referral fees from the service provider. Should you take up any of our surveyor referrals we may receive a fee as follows; from Tomblesons Surveyor's £15 voucher, Daniells Harrison Surveyors £50, Connells Surveyors £100.




187 High Street, Ryde, Isle of Wight, PO33 2PN




Phone: 01983 611511

Email: ryde@wright-iw.co.uk



PROTECTED



Viewing: Date Time