



## Woldham Road

Bromley, Kent BR2 9LA

*A pretty 2 double bedroom semi-detached home  
with its own drive and parking for 2 cars*





## Woldham Road

Guide Price: £525,000

### CHAIN FREE

A pretty and neutrally decorated 2 double bedroom semi-detached home ideally located on a wide end plot, with parking for 2 cars, within 1/4 mile of Bromley High Street and Bromley South station with fast services to London (Victoria & Blackfriars).

On the ground floor there is a fitted kitchen, handy downstairs w.c. and a lovely light and airy sitting room/diner with sliding patio doors leading to the beautiful secluded South West facing garden with shed to stay.

Local shops, newsagents, restaurant and cafes are also around the corner in Homesdale Road.

Keys with us



- 2 Bedrooms
- Built-in wardrobes
- Fitted kitchen
- Downstairs W.C.
- Sitting room/diner

- South West facing garden
- Shed to stay
- Neutral decor
- Close to Bromley South
- Chain Free

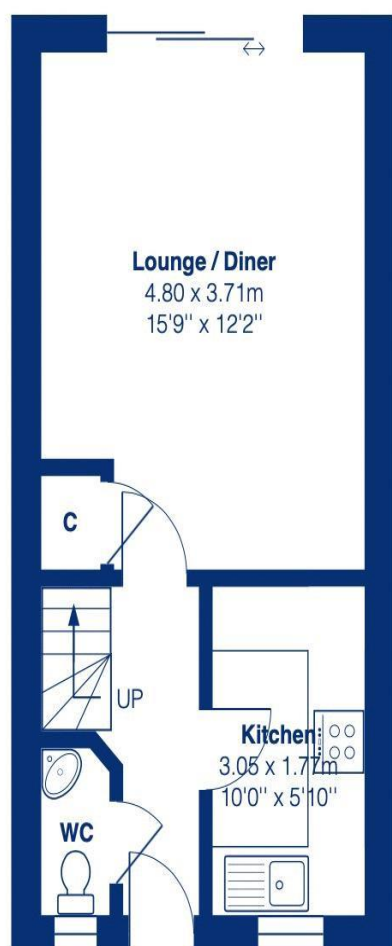




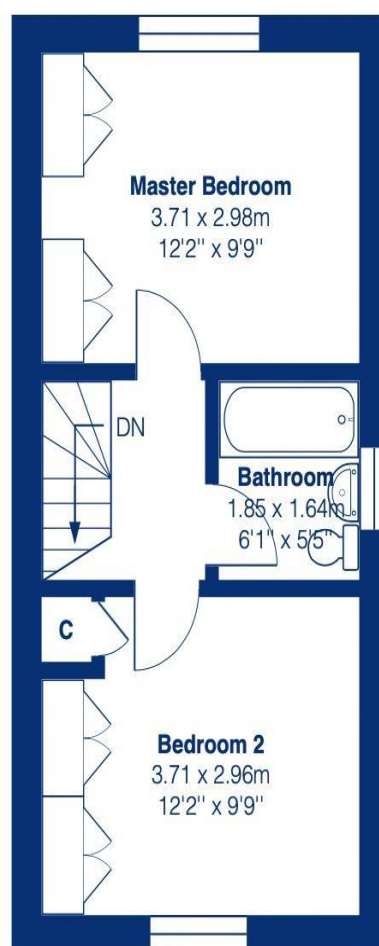


# Woldham Road BR2

Total Area: 59.9 m<sup>2</sup>... 644 ft<sup>2</sup>



Ground Floor



First Floor

This plan is for layout guidance only and not drawn to scale unless stated. Window and door openings are approximate. Whilst every care is taken in the preparation of this plan, we would advise interested parties to check all dimensions, shapes and compass bearings prior to making any decisions reliant upon them.

## Disclaimer

We have not tested any services, systems or appliances at this property. We strongly recommend that all the information which we provide is verified by yourselves on inspection, and by your Surveyor and Conveyancer.

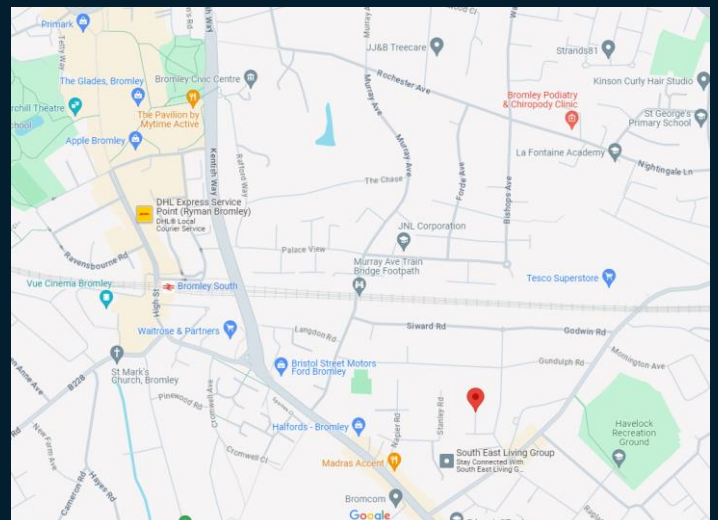


**Additional Information:**

**Council Tax Band: D**

**Location: BROMLEY**

**Viewing: Via Browne Estates**



**197 Widmore Road, Bromley, Kent BR1 2RG**

**Email: [sales@browne-estates.co.uk](mailto:sales@browne-estates.co.uk)**

**Tel: 020 8466 9101**

**[www.browne-estates.co.uk](http://www.browne-estates.co.uk)**