

THE HAYDON

LONDON EC3

THE HAYDON



MODERN CITY LIVING AT ITS BEST

Welcome to The Haydon – 87 luxury apartments in one of London's most striking new City residences. Brilliantly located, connected and designed, this unique development is beautifully secluded in its own urban oasis, yet it has everything at its feet. This is modern city living at its best.



TOWER BRIDGE

ST KATHARINE DOCKS

TOWER OF LONDON

CITY THAMESLINK
↔

ST PAUL'S CATHEDRAL

TOWER GATEWAY
⊕

THE CITY

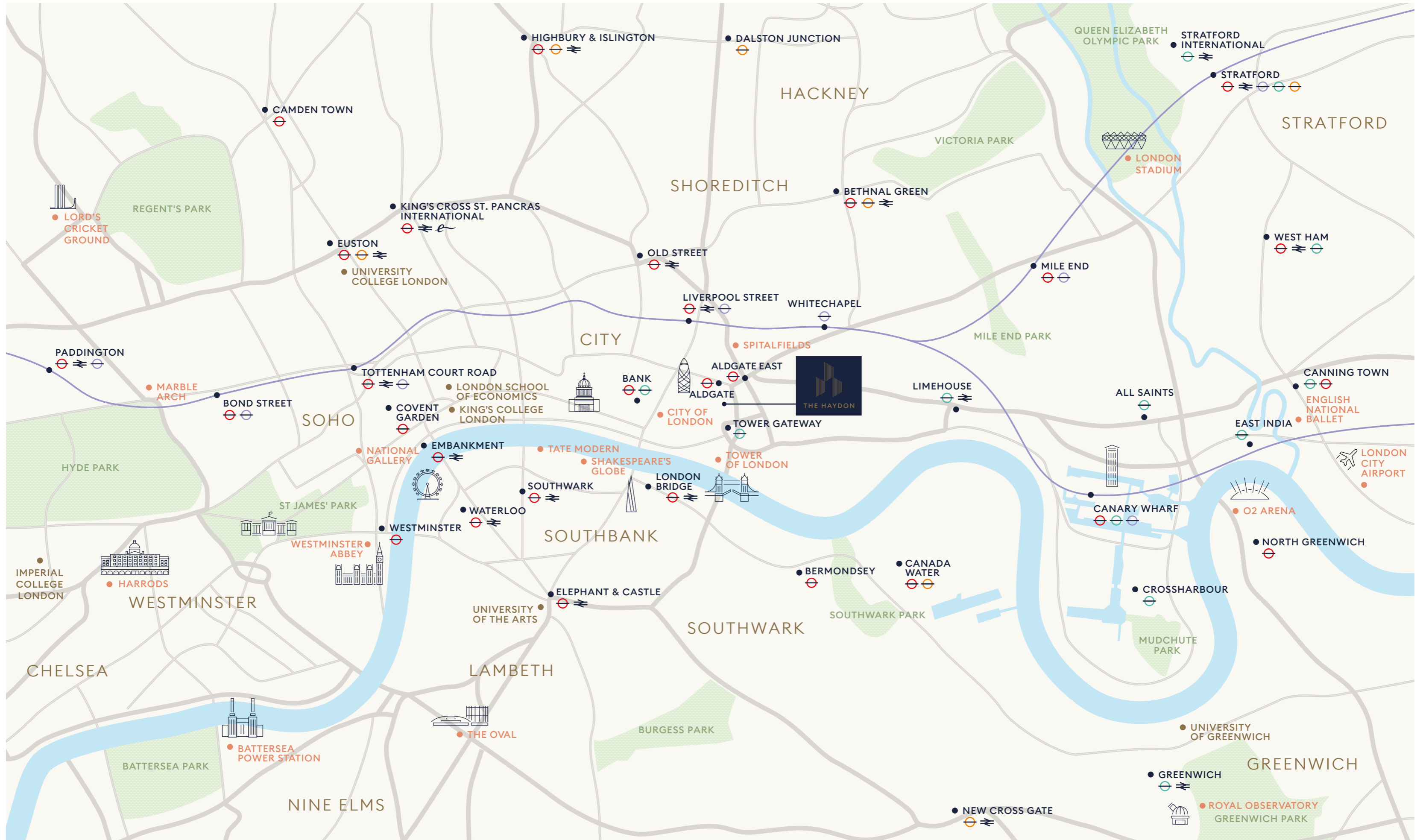
THE HAYDON

ALDGATE STATION
⊕

LIVERPOOL STREET STATION
⊕ ↔

SPITALFIELDS







CHAPTER 1

LONDON: A CITY WITH HEART

Offering over 60 Michelin-starred restaurants, 250 theatres, almost 200 museums and 1,500 art galleries, London is one of the most vibrant and culturally rich cities in the world; a major centre for business, education and the arts. From Buckingham Palace to Chelsea Football Club, and from Bond Street to Notting Hill Carnival, no other city comes close.



THE BUSINESS OF DOING BUSINESS

London is the hub of the world's economy. The City's 'Square Mile' has over 500 renowned financial institutions, and 'Tech City' is home to the likes of Amazon, Cisco and Inmarsat. Blessed by geography and time zone, London is ideal for trading with Europe, the Middle East, Asia and the Americas. Media, technology, fashion, finance, law... whatever your business, London is the place to make things happen.

WITHIN WALKING DISTANCE


- 110 Bishopsgate (Heron Tower)
- 122 Leadenhall Street (The Leadenhall Building)
- 20 Fenchurch Street (The Walkie Talkie)
- 25 Old Broad Street (Tower 42)
- 30 St Mary Axe (The Gherkin)
- 52-54 Lime Street (The Scalpel)
- 3 Queen Victoria Street (Bloomberg London)



IMAGE 1
Bloomberg London, in the heart of the City of London

IMAGE 2
The City of London is the world's key finance and business centre

IMAGE 3
Modern and classic buildings sit in close proximity



COUTURE MEETS CULTURE

Shopping, dining, the arts or entertainment, whatever you're looking for, you'll find it here. Bond Street, Savile Row, King's Road and Knightsbridge offer haute couture, whilst there are fine dining restaurants and exclusive members' clubs all across the city. With the best museums, galleries, theatres and concert venues in the world, even the most avid culture lovers will be spoilt for choice.



1

WITHIN WALKING DISTANCE

- Boodles
- Bremont
- Fortnum & Mason
- Hermès
- Ladurée
- Leadenhall Market
- Montblanc
- Old Spitalfields Market
- Omega
- Smythson
- St Katharine Docks
- Tate Modern
- The Ned
- The Royal Exchange
- Tiffany & Co.
- Tower of London
- Whitechapel Gallery




IMAGE 1

Luxury retailers abound along Old Bond Street

IMAGE 2

The shops and restaurants of St Katharine Docks

IMAGE 3

The Tower of London – a thousand years' of history

IMAGE 4

The iconic Royal Exchange



4

LONDON'S FINE DINING SCENE

With a total of 91 Michelin stars, over 60 styles of international cuisine and thousands of restaurants, from Alain Ducasse at The Dorchester, to the cutting edge Indian delights of Cinnamon Kitchen, you can eat your way around the world in London. From the decadent sprawl of The Ned's 10 restaurants and bars, to quirky pop-ups and supper clubs, if you love food, you'll love London.



1

WITHIN WALKING DISTANCE

- 1 Lombard Street
- Angler*
- Bob Bob Ricard City*
- Cinnamon Kitchen
- City Social*
- Coq d'Argent
- Darwin Brasserie
- Duck & Waffle
- Eataly
- Galvin La Chapelle*
- The Ivy City Garden
- José Pizarro
- Le Dame de Pic*
- Mei Ume
- The Mercer
- The Ned
- SUSHISAMBA London
- Yauatcha City

IMAGE 1

A dish from the Michelin-starred City Social

IMAGE 2

SUSHISAMBA on the 38th floor of the Heron Tower

IMAGE 3

The beautiful dining room at Galvin La Chapelle

2



3



WORLD-LEADING LEARNING

For hundreds of years (St. Paul's Cathedral School dates back as far as 1123), London has nurtured some of the world's greatest minds, such as Virginia Woolf, Sir David Attenborough and Alexander Fleming. No wonder QS World University Rankings® rates London as the best student city in the world.

SCHOOLS ACCESSIBLE FROM YOUR DOORSTEP VIA PUBLIC TRANSPORT

- Aldgate School
- Canon Barnett Primary School
- City of London School for Boys
- City of London School for Girls
- St Paul's Cathedral School
- The Guildhall School of Music and Drama
- The Lyceum Preparatory School

1 & 2



WORLD-RENOUNDED LONDON UNIVERSITIES



IMAGE 1 & 2
London is among the world's most popular cities for students

IMAGE 3
University College London, one of the world's most elite higher education establishments



PERFECTLY PLACED

● SHOPPING

- 1 Royal Exchange
- 2 Leadenhall Market
- 3 One New Change
- 4 Devonshire Row and the Plaza
- 5 Old Spitalfields Market

● COCKTAIL BARS

- 1 Neo Barbican
- 2 The Alchemist
- 3 Vertigo 42
- 4 The Anthologist
- 5 Mayor of Scaredy Cat Town Proud Cabaret City
- 6 Demon, Wise & Partners Oriole Bar

● ART & CULTURE

- 1 Barbican Centre
- 2 Museum of London
- 3 Guildhall Art Gallery
- 4 London Mithraeum Bloomberg SPACE

● RESTAURANTS

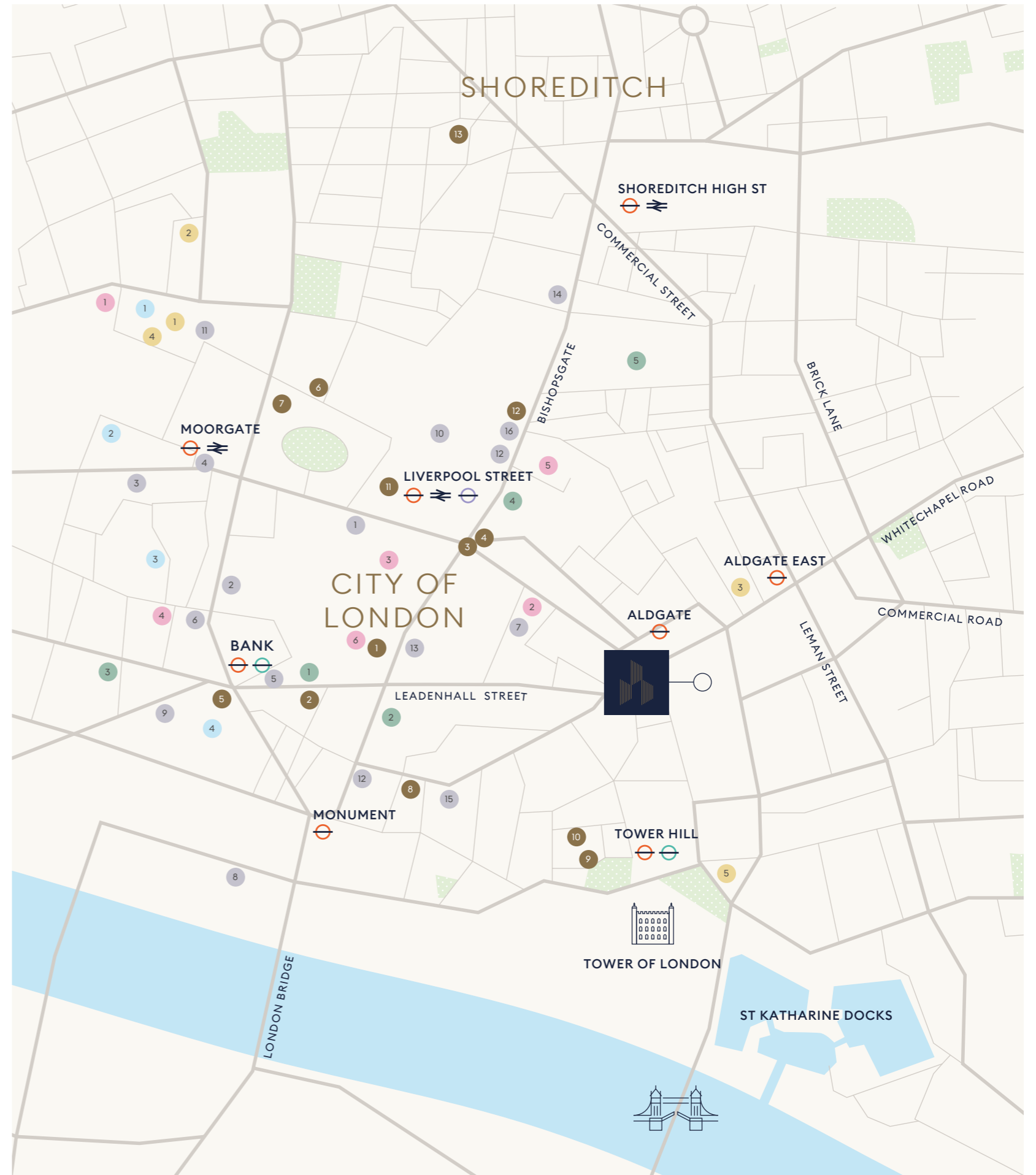
- 1 The Mercer
- 2 Forge
- 3 SUSHISAMBA
- 4 Duck and Waffle
- 5 1 Lombard Street
- 6 Angler®
- 7 Bread Street Kitchen
- 8 Darwin Brasserie
- 9 La Dame de Pic®
- 10 Mei Ume
- 11 The Ivy City Garden
- 12 Eataly
- 13 Leroy

● EDUCATION

- 1 Guildhall School of Music & Drama
- 2 Cass Business School
- 3 London Metropolitan University
- 4 City of London School for Girls
- 5 London College of Contemporary Arts

● BUSINESSES

- 1 Deutsche Bank
- 2 ING
- 3 BNP Paribas
- 4 Cazenove
- 5 Bank of England
- 6 Bank of China
- 7 Swiss Re
- 8 Nomura
- 9 Bloomberg
- 10 UBS
- 11 Linklaters LLP
- 12 Allianz Global
- 13 AXA Investment Managers
- 14 Henderson Global Investors
- 15 QBE
- 16 TP ICAP



CONNECTED TO EVERYTHING

Located in The City's 'Square Mile', The Haydon is just a 2 minute walk from Aldgate Underground Station and 5 minutes from Fenchurch Street Station. Before you know it, you could be doing business in Canary Wharf, window shopping on Bond Street or having a stroll in Green Park. With the Elizabeth Line opening in 2022, you can get to Heathrow from Liverpool Street in just over half an hour.

AIRPORT & EUROSTAR* from Aldgate

Eurostar	10 mins
London City	31 mins
Gatwick	48 mins
Heathrow	51 mins
Stansted	63 mins

UNDERGROUND FROM ALDGATE*

King's Cross & St Pancras International	11 mins
Bond Street	17 mins
Green Park	20 mins
Stratford International	21 mins
Covent Garden	22 mins
Heathrow Airport	44 mins
(via Heathrow Express from Paddington)	

WALKING FROM THE HAYDON**

Aldgate Underground Station	2 mins
Aldgate East Underground Station	5 mins
Tower Gateway DLR Station	5 mins
Fenchurch Street Station	5 mins
Tower Hill Underground Station	6 mins
Liverpool Street Station	10 mins

ELIZABETH LINE FROM LIVERPOOL STREET*

Canary Wharf	7 min
Bond Street	7 min
Paddington	10 min
Heathrow Central	31 min

CYCLING FROM THE HAYDON*

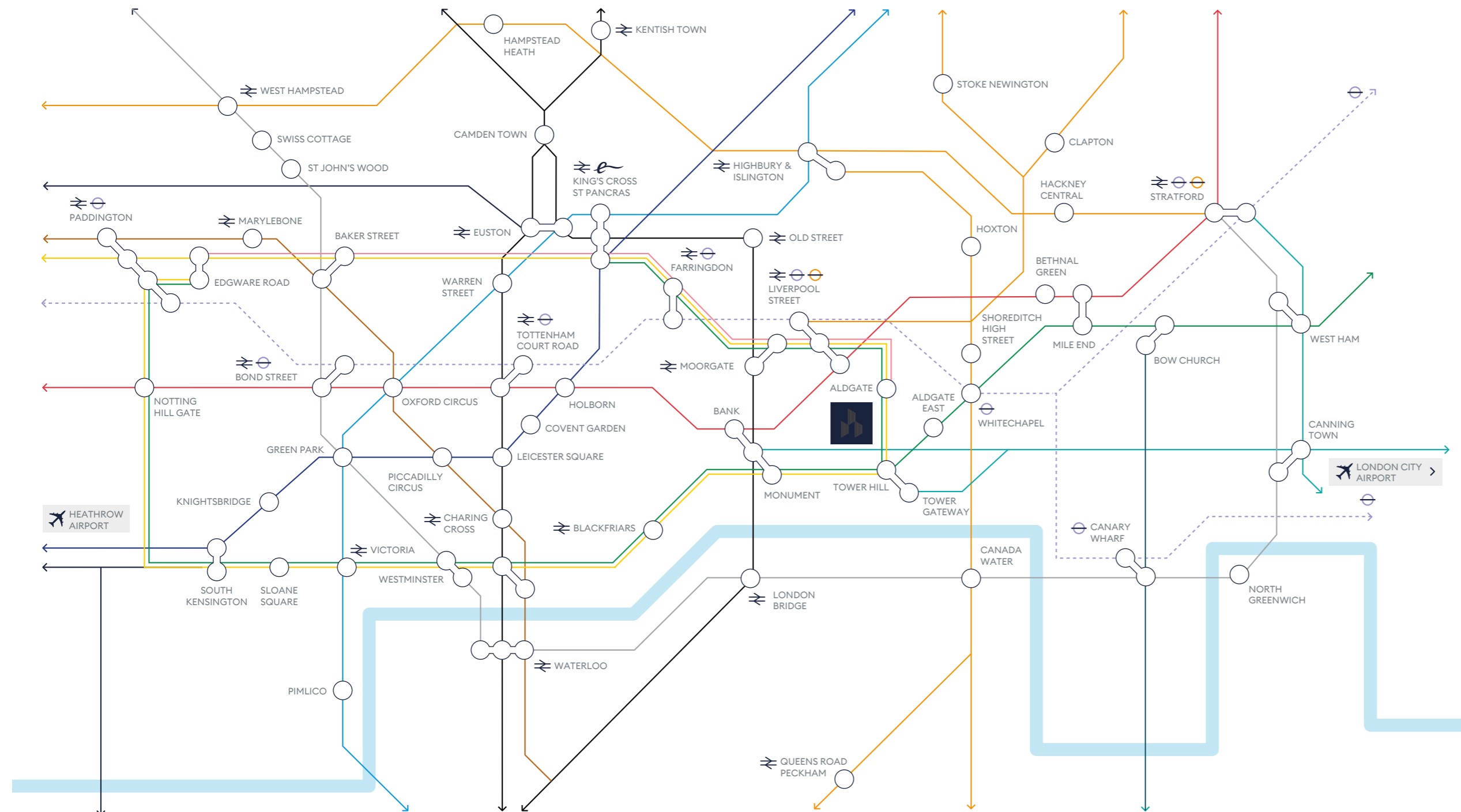
Bank	4 mins
London Bridge	4 mins
Old Spitalfields Market	6 mins
Waterloo Station	14 mins
Canary Wharf	17 mins
Piccadilly Circus	19 mins
Hyde Park	25 mins
Regent's Park	30 mins

DLR FROM TOWER GATEWAY*

Canary Wharf	15 mins
London City Airport	24 mins
Stratford International	27 mins

CAR FROM THE HAYDON**

Canary Wharf	10 mins
Westfield Stratford	13 mins
Bond Street	16 mins
London City Airport	16 mins
Heathrow Airport (via M4)	38 mins



Transport map is for illustrative purposes only. Times calculated using TFL and Google show average journey times to the nearest destination station and are dependent on time of day.

*Sources: tfl.gov.uk **maps.google.co.uk, www.crossrail.co.uk



THE HAYDON'S ARCHITECTURAL VISION


The Haydon is a very special space in an equally special place – a playful tower set within a beautifully secluded, landscaped courtyard. The building's stepped massing responds to its context in order to maximise area, daylight and privacy; creating 87 luxury apartments, each one unique and designed to the highest specifications. Private and serene, it's easy to forget that you are at the centre of one of the most exciting locations in the City of London.

Crafted quality and adventurous design is inspired by the site's rich history. A unique contemporary landmark, The Haydon is a hidden gem that considers nature and architecture as one. Visually striking, yet sensitively stitched into its urban context, The Haydon offers breathtaking views and the best of London, right on its doorstep.

acme



Friedrich Ludewig
ACME, Founding Director





CHAPTER 2

WELCOME TO THE HAYDON

Embracing city living, The Haydon blends comfort, style and a range of elegantly delivered amenities. There's a modern gym with spa pool, dedicated yoga room and fitness studio. Residents will also benefit from a state-of-the-art private cinema, an outdoor terrace, landscaped gardens, concierge and bicycle storage.



CGI is indicative only

1

2



CGI is indicative only

IMAGE 1 & 2

A space to dwell. A friendly concierge service is available to residents 24hrs a day

LUXURY STARTS HERE

When you arrive at The Haydon, you step into your very own oasis of tranquillity. The generously proportioned double-height lobby radiates light, space, and ultra-modern grandeur throughout. The refined ambience is further enhanced with stylish décor, art and a friendly concierge service.

SPACE TO SPEED UP AND TO SLOW DOWN

Perfect for unwinding at the end of the day, or supercharging your morning, The Haydon has its own gym and spa pool. There's also a dedicated yoga room with a fitness studio, state-of-the-art private cinema and outdoor terrace. You can work out or stretch out, then unwind and enjoy the spectacle of the City.



2

IMAGE 1
The Haydon's enticing spa pool

IMAGE 2
The residents' gym features specialist equipment to support cardio, endurance and strength training



IMAGE 1
Escape to the private cinema for
screenings of everything from art house
classics to Hollywood blockbusters

CGI is indicative only


YOUR GARDEN IN THE CITY

The Haydon's influence reaches beyond its architecture. Surrounded by landscaped gardens and boasting an extensive residents' terrace on floor 11, it creates a splash of green amongst the buzz of the City. This hidden garden, with its mature planting and secluded seating, makes The Haydon more than home; it's an oasis of calm, a place to unwind.

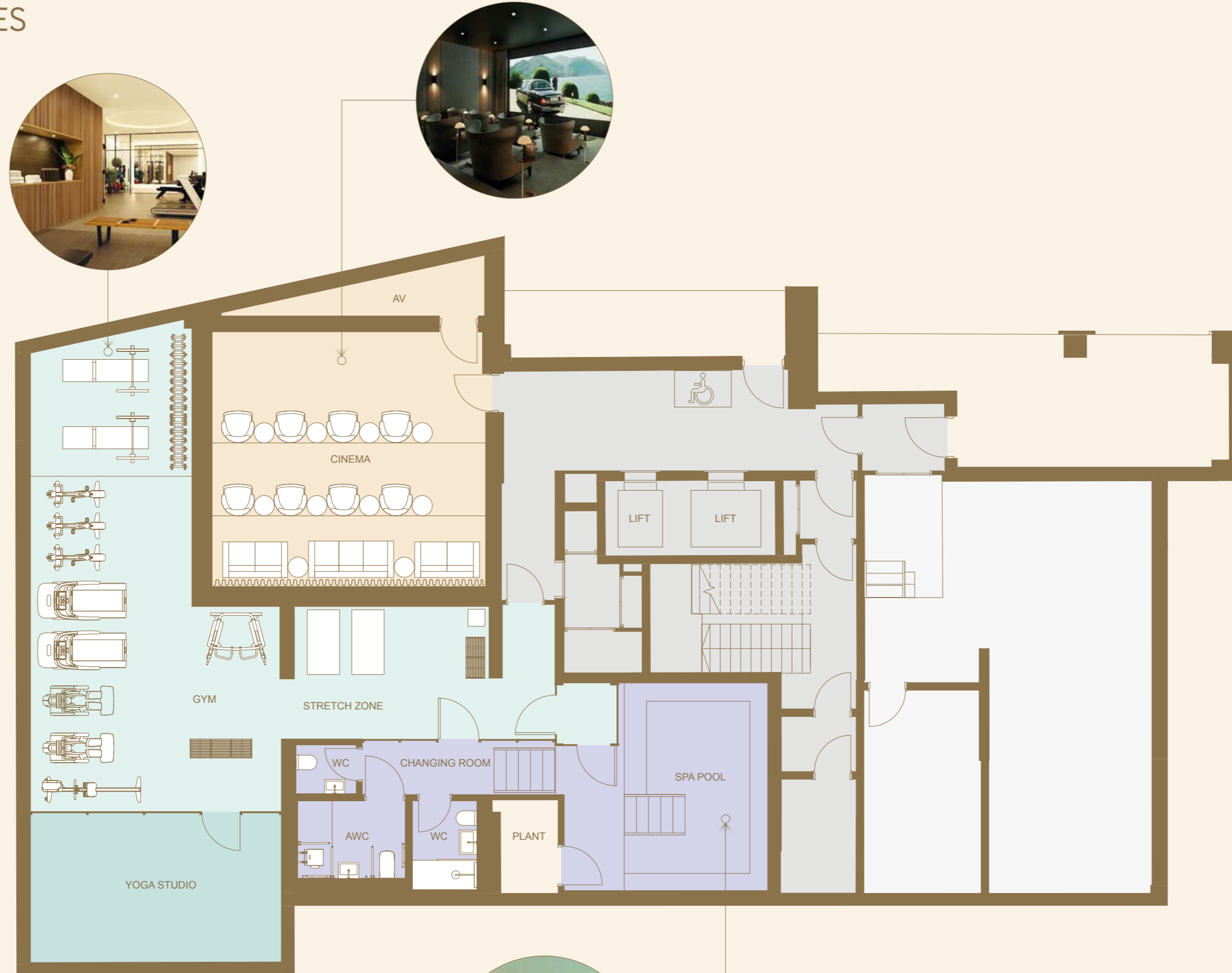


IMAGE 1

The Haydon's spacious roof terrace provides residents with views across the city



RESIDENTS' FACILITIES




35

36

KEY

GYM
YOGA STUDIO
CINEMA
SPA POOL
OTHER





CHAPTER 3

BOUTIQUE CITY LIVING

The Haydon's unique geometric form makes a bold and beautiful design statement. Although the same impeccable taste and attention to detail can be felt throughout, each apartment is one of a kind. Whether studio, 1, 2, 3-bed or penthouse, all 87 homes are elegantly proportioned and immaculately finished. The Haydon is the pinnacle of boutique city living.

THE HAYDON

BRINGING STYLE TO LIFE

Designed for chic city life, each apartment is an individual work of art. Natural stone and marble finishes, oak flooring, the best appliances and fittings, and breathtaking views... welcome to your new London home.


IMAGE 1

Enjoy views of the iconic City of London skyline

IMAGE 2

Light floods in to the artfully designed living areas

2



CGI is indicative only



CGI is indicative only





CGI is indicative only

IMAGE 1

An urban oasis only moments from the heart of the city

IMAGE 2

Open plan living with curated zones for kitchen, living and dining



CGI is indicative only





IMAGE 1
Watch the sunrise with unique views towards Canary Wharf

CGI is indicative only. Pendant lights and headboard not included in standard apartments

IMAGE 1

Leading brand fixtures elevate the spa-like experience

IMAGE 2

Carefully curated lighting and the finest materials complete the bathrooms

2



CGI is indicative only

CHAPTER 4

FLOOR PLANS

GROUND - 13TH FLOOR

GROUND FLOOR



STUDIO

G.04			
Total Internal Area	37.61 sq m	405 sq ft	
Studio	7.02m x 5.05m	23' 0" x 16' 7"	
Bathroom	2.20m x 2.00m	7' 3" x 6' 7"	

G.06			
Total Internal Area	38.29 sq m	412 sq ft	
Studio	6.58m x 7.33m	21' 7" x 24' 0"	
Bathroom	2.20m x 2.00m	7' 3" x 6' 7"	

G.07			
Total Internal Area	37.29 sq m	401 sq ft	
Studio	4.85m x 7.71m	15' 11" x 25' 3"	
Bathroom	2.20m x 2.00m	7' 3" x 6' 7"	

1 BED ROOM


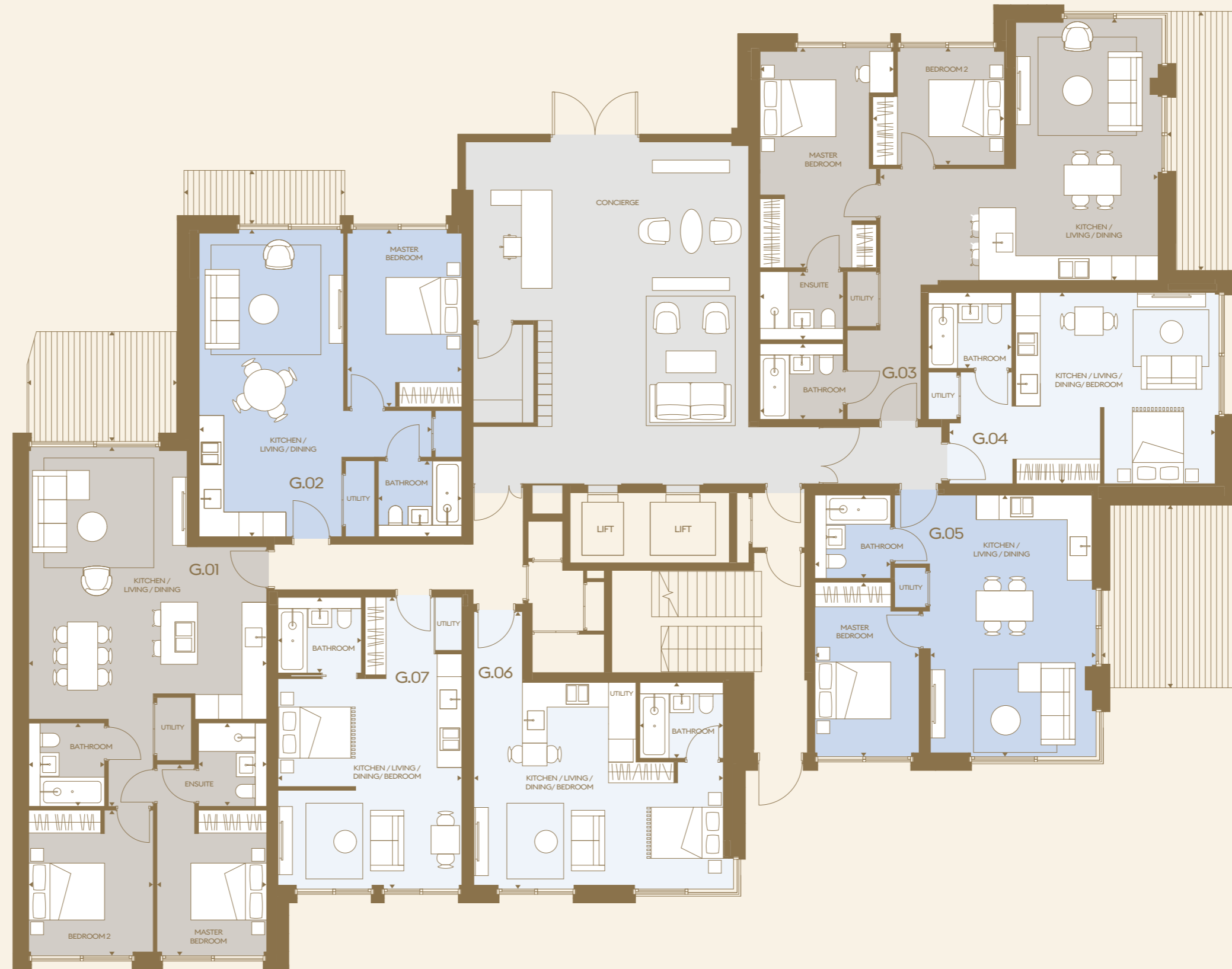
G.02			
Total Internal Area	56.07 sq ft	604 sq ft	
Living/ Kitchen/ Dining Room	6.13m x 8.12m	20' 1" x 26' 8"	
Master Bedroom	3.02m x 4.69m	9' 11" x 15' 5"	
Bathroom	2.20m x 2.00m	7' 3" x 6' 7"	
Terrace	4.24m x 1.42m	13' 11" x 4' 8"	
Total External Area	5.80 sq m	62 sq ft	

G.05			
Total Internal Area	49.69 sq m	535 sq ft	
Living/ Kitchen/ Dining Room	4.37m x 6.91m	14' 4" x 22' 8"	
Master Bedroom	2.75m x 4.61m	9' 0" x 15' 1"	
Bathroom	2.00m x 2.20m	6' 7" x 7' 3"	
Terrace	3.56m x 4.82m	11' 8" x 15' 10"	
Total External Area	16.53 sq m	178 sq ft	

2 BED ROOM

G.01			
Total Internal Area	78.69 sq m	847 sq ft	
Living/ Kitchen/ Dining Room	6.28m x 9.50m	20' 7" x 31' 2"	
Master Bedroom	2.90m x 5.06m	9' 6" x 16' 7"	
Ensuite	1.80m x 2.20m	5' 11" x 7' 3"	
Bedroom 2	3.29m x 3.85m	10' 9" x 12' 7"	
Bathroom	2.00m x 2.20m	6' 7" x 7' 3"	
Terrace	3.96m x 2.90m	12' 12" x 9' 6"	
Total External Area	11.24 sq m	121 sq ft	

G.03			
Total Internal Area	82.08 sq m	884 sq ft	
Living/ Kitchen/ Dining Room	7.34m x 6.92m	24' 1" x 22' 8"	
Master Bedroom	3.53m x 5.82m	11' 7" x 19' 1"	
Ensuite	2.20m x 1.80m	7' 3" x 5' 11"	
Bedroom 2	3.47m x 3.10m	11' 5" x 10' 2"	
Bathroom	2.20m x 2.00m	7' 3" x 6' 7"	
Terrace	1.82m x 6.84m	5' 12" x 22' 5"	
Total External Area	11.67 sq m	126 sq ft	



1ST FLOOR

STUDIO

1.04		
Total Internal Area	37.25 sq m	401 sq ft
Studio	7.43m x 5.05m	24' 4" x 16' 7"
Bathroom	2.20m x 2.00m	7' 3" x 6' 7"
Terrace	1.52m x 5.16m	4' 12" x 16' 11"
Total External Area	7.16 sq m	77 sq ft

1 BED ROOM

1.02		
Total Internal Area	56.57 sq m	609 sq ft
Living/ Kitchen/ Dining Room	6.13m x 8.14m	20' 1" x 26' 8"
Master Bedroom	3.02m x 4.71m	9' 11" x 15' 5"
Bathroom	2.20m x 2.00m	7' 3" x 6' 7"


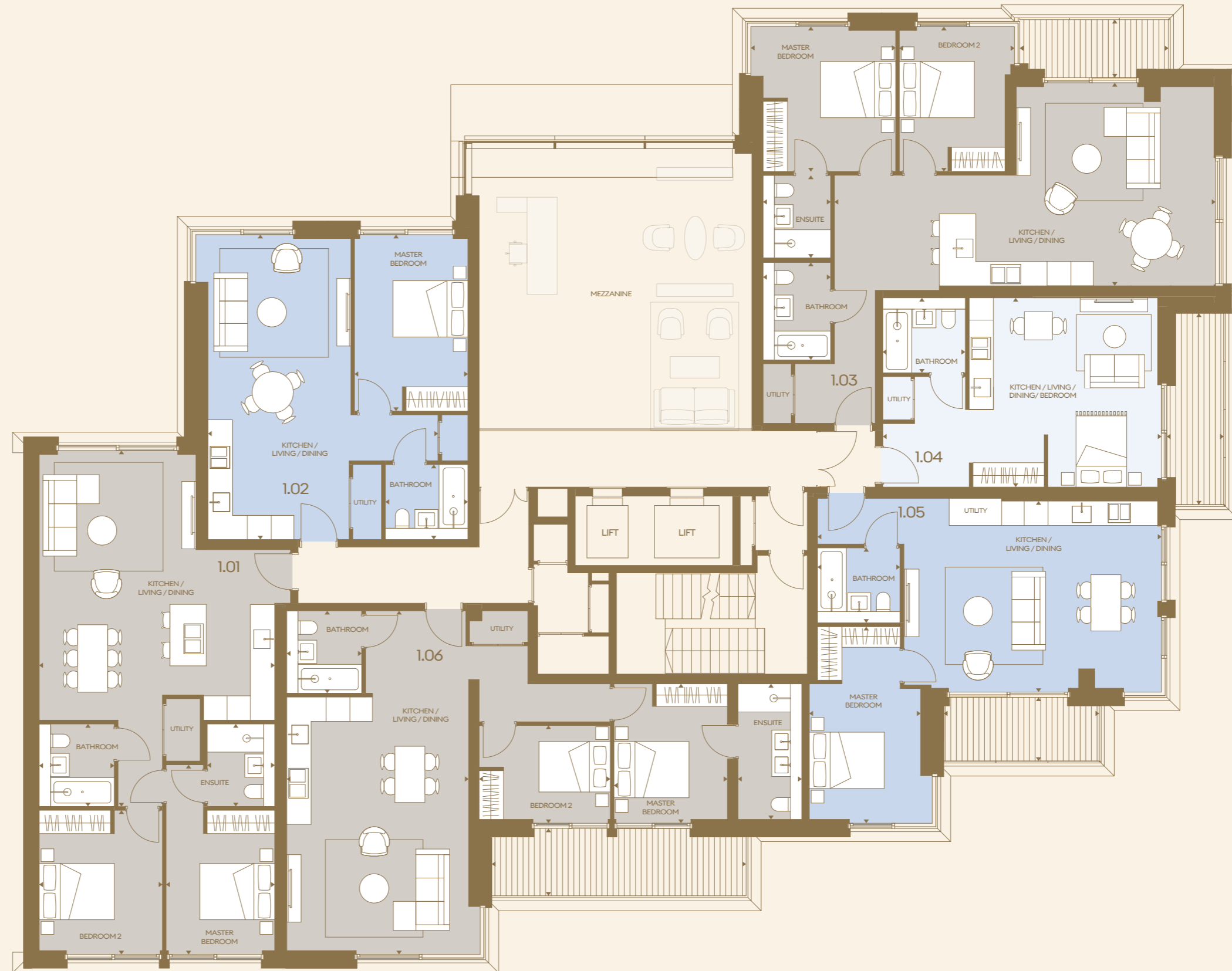
1.05		
Total Internal Area	57.55 sq m	619 sq ft
Living/ Kitchen/ Dining Room	9.17m x 5.10m	30' 1" x 16' 9"
Master Bedroom	2.97m x 5.24m	9' 9" x 17' 2"
Bathroom	2.20m x 2.00m	7' 3" x 6' 7"
Terrace	4.14m x 1.70m	13' 7" x 5' 7"
Total External Area	6.82 sq m	73 sq ft

2 BED ROOM

1.01		
Total Internal Area	79.23 sq m	853 sq ft
Living/ Kitchen/ Dining Room	6.28m x 9.50m	20' 7" x 31' 2"
Master Bedroom	2.90m x 5.06m	9' 6" x 16' 7"
Ensuite	1.80m x 2.20m	5' 11" x 7' 3"
Bedroom 2	3.29m x 3.85m	10' 9" x 12' 7"
Bathroom	2.00m x 2.20m	6' 7" x 7' 3"

1.03		
Total Internal Area	85.42 sq m	919 sq ft
Living/ Kitchen/ Dining Room	10.16m x 5.42m	33' 4" x 17' 9"
Master Bedroom	3.86m x 3.87m	12' 8" x 12' 8"
Ensuite	2.20m x 1.80m	7' 3" x 5' 11"
Bedroom 2	3.07m x 3.87m	10' 1" x 12' 8"
Bathroom	1.80m x 2.60m	5' 11" x 8' 6"
Terrace	3.96m x 1.54m	13' 0" x 5' 1"
Total External Area	5.75 sq m	62 sq ft

1.06		
Total Internal Area	78.38 sq m	844 sq ft
Living/ Kitchen/ Dining Room	4.85m x 9.17m	15' 11" x 30' 1"
Master Bedroom	3.03m x 3.72m	9' 11" x 12' 2"
Ensuite	1.70m x 3.62m	5' 7" x 11' 10"
Bedroom 2	3.48m x 2.61m	11' 5" x 8' 7"
Bathroom	2.00m x 2.20m	6' 7" x 7' 3"
Terrace	6.78m x 1.79m	22' 3" x 5' 11"
Total External Area	11.52 sq m	124 sq ft



2ND FLOOR



STUDIO

2.05			
Total Internal Area	37.63 sq m	405 sq ft	
Studio	7.02m x 5.05m	23' 0" x 16' 7"	
Bathroom	2.20m x 2.00m	7' 3" x 6' 7"	

2.07			
Total Internal Area	38.38 sq m	413 sq ft	
Studio	6.58m x 7.34m	21' 7" x 24' 1"	
Bathroom	2.20m x 2.00m	7' 3" x 6' 7"	

2.08			
Total Internal Area	37.35 sq m	402 sq ft	
Studio	4.85m x 7.72m	15' 11" x 25' 4"	
Bathroom	2.20m x 2.00m	7' 3" x 6' 7"	
Terrace	5.08m x 1.83m	16' 8" x 5' 12"	
Total External Area	9.00 sq m	97 sq ft	

1 BED ROOM

2.02			
Total Internal Area	56.20 sq m	605 sq ft	
Living/ Kitchen/ Dining Room	6.13m x 8.14m	20' 1" x 26' 8"	
Master Bedroom	3.02m x 4.71m	9' 11" x 15' 5"	
Bathroom	2.20m x 2.00m	7' 3" x 6' 7"	

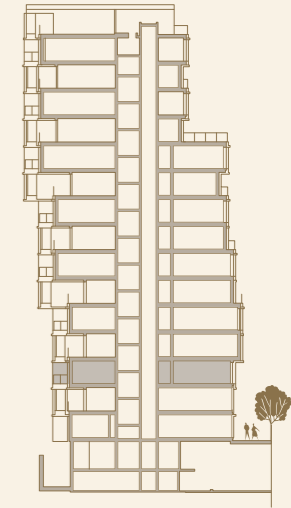
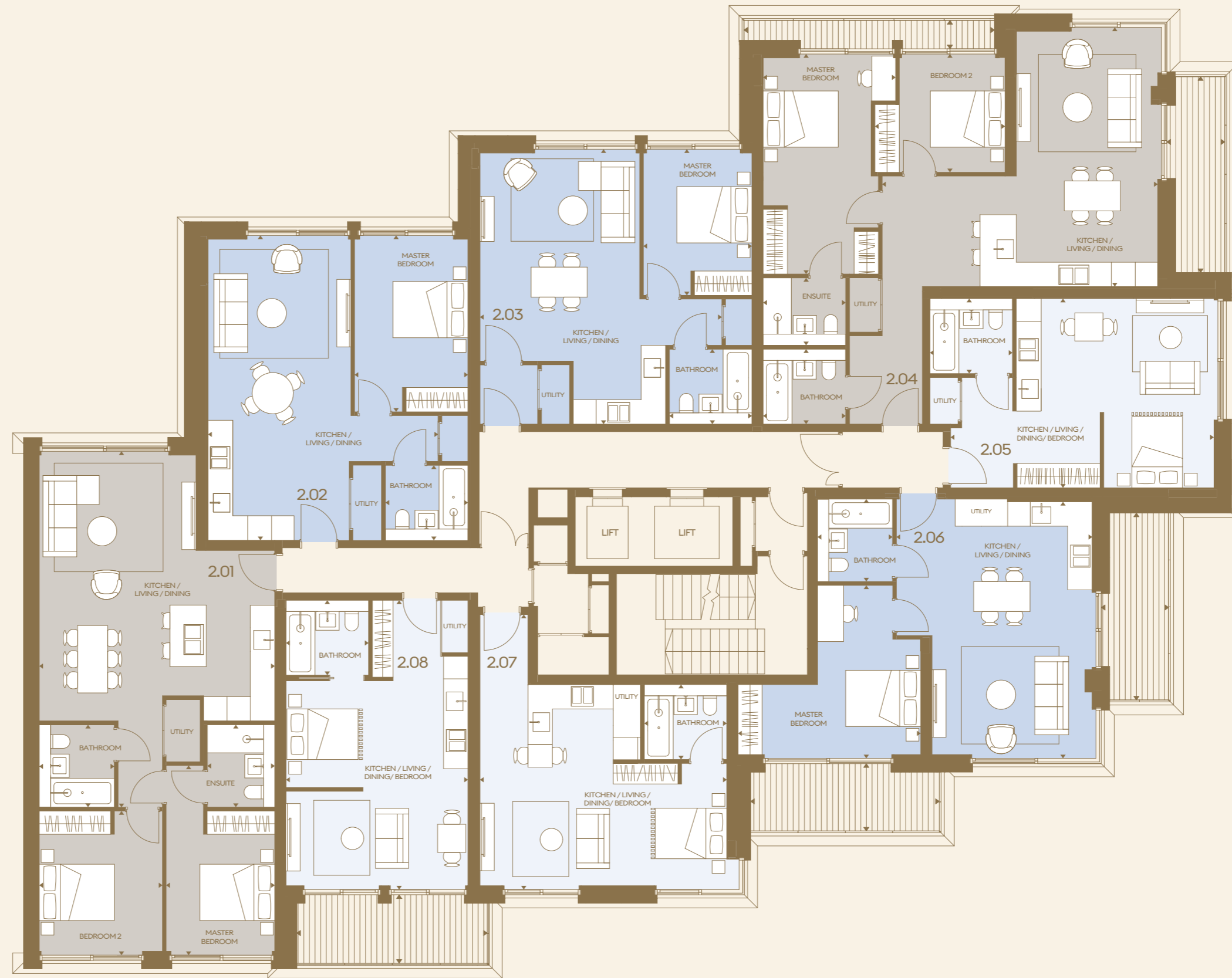
2.03			
Total Internal Area	52.97 sq m	570 sq ft	
Living/ Kitchen/ Dining Room	6.45m x 7.34m	21' 2" x 24' 1"	
Master Bedroom	2.89m x 3.90m	9' 6" x 12' 10"	
Bathroom	2.20m x 2.00m	7' 3" x 6' 7"	

2.06			
Total Internal Area	53.83 sq m	579 sq ft	
Living/ Kitchen/ Dining Room	5.22m x 6.85m	17' 2" x 22' 6"	
Master Bedroom	4.87m x 4.62m	15' 12" x 15' 2"	
Bathroom	2.00m x 2.20m	6' 7" x 7' 3"	
Terrace 1	1.80m x 4.99m	5' 11" x 16' 4"	
Terrace 2	5.03m x 1.80m	16' 6" x 5' 11"	
Total External Area	16.92 sq m	182 sq ft	

2 BED ROOM

2.01			
Total Internal Area	78.69 sq m	847 sq ft	
Living/ Kitchen/ Dining Room	6.28m x 9.50m	20' 7" x 31' 2"	
Master Bedroom	2.90m x 5.06m	9' 6" x 16' 7"	
Ensuite	1.80m x 2.20m	5' 11" x 7' 3"	
Bedroom 2	3.29m x 3.85m	10' 9" x 12' 7"	
Bathroom	2.00m x 2.20m	6' 7" x 7' 3"	

2.04			
Total Internal Area	82.42 sq m	887 sq ft	
Living/ Kitchen/ Dining Room	7.35m x 6.92m	24' 1" x 22' 8"	
Master Bedroom	3.53m x 5.87m	11' 7" x 19' 3"	
Ensuite	2.20m x 1.80m	7' 3" x 5' 11"	
Bedroom 2	3.47m x 3.16m	11' 5" x 10' 4"	
Bathroom	2.20m x 2.00m	7' 3" x 6' 7"	
Terrace 1	6.68m x 0.76m	21' 11" x 2' 6"	
Terrace 2	1.55m x 5.23m	5' 1" x 17' 2"	
Total External Area	11.98 sq m	129 sq ft	



3RD FLOOR



1 BED ROOM

3.02		
Total Internal Area	50.50 sq m	544 sq ft
Living/ Kitchen/ Dining Room	6.13m x 7.26m	20' 2" x 23' 10"
Master Bedroom	3.02m x 3.92m	9' 11" x 12' 10"
Bathroom	2.20m x 1.99m	7' 3" x 6' 6"
Terrace	7.13m x 0.92m	23' 5" x 3' 0"
Total External Area	6.13 sq m	66 sq ft

3.03		
Total Internal Area	59.69 sq m	643 sq ft
Living/ Kitchen/ Dining Room	6.45m x 8.11m	21' 2" x 26' 7"
Master Bedroom	2.89m x 4.78m	9' 6" x 15' 8"
Bathroom	2.20m x 2.00m	7' 3" x 6' 7"

3.05		
Total Internal Area	57.30 sq m	617 sq ft
Living/ Kitchen/ Dining Room	9.17m x 5.10m	30' 1" x 16' 9"
Master Bedroom	2.97m x 5.24m	9' 9" x 17' 2"
Bathroom	2.20m x 2.00m	7' 3" x 6' 7"
Terrace	4.24m x 1.80m	13' 11" x 5' 11"
Total External Area	7.36 sq m	79 sq ft


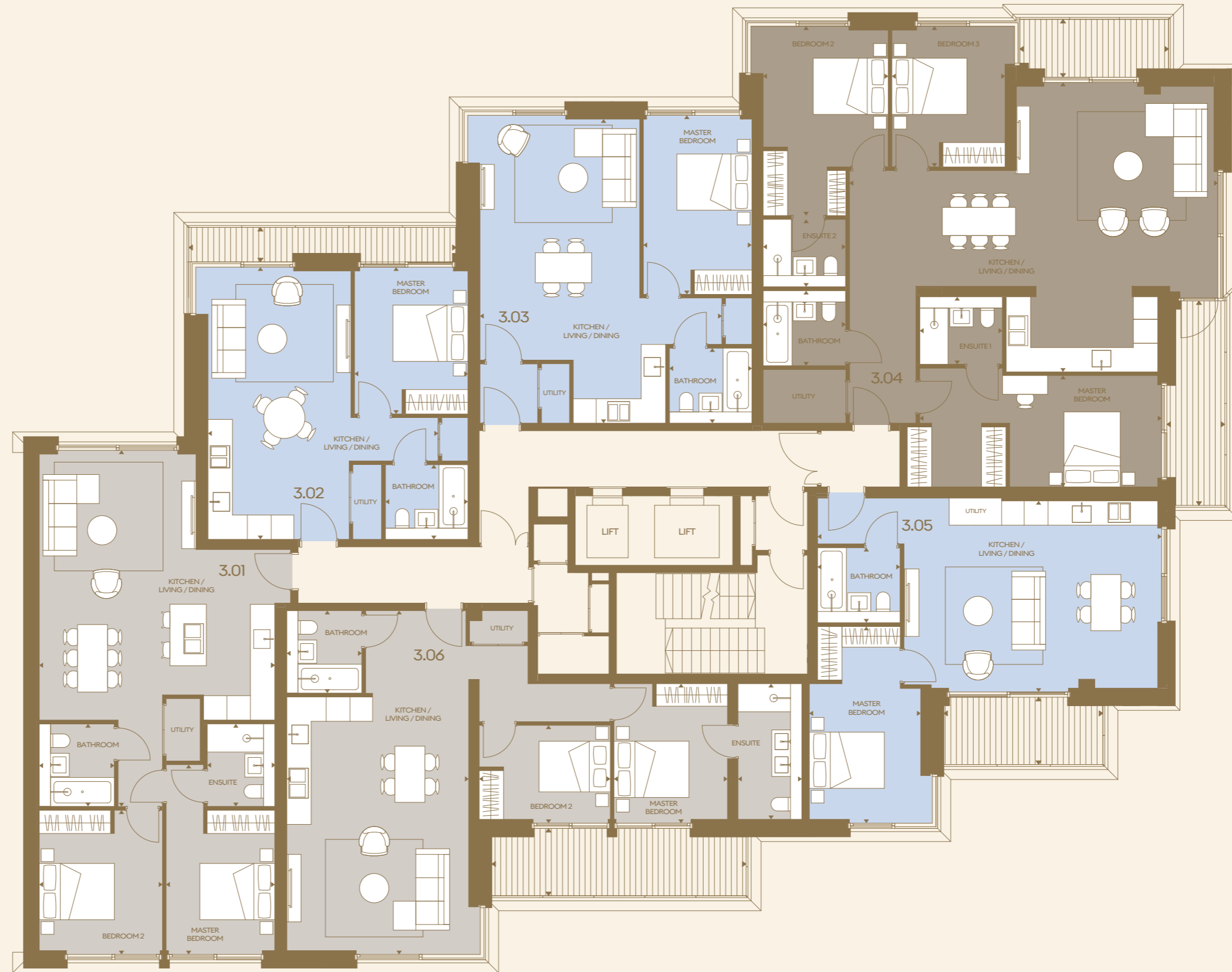
2 BED ROOM

3.01		
Total Internal Area	79.23 sq m	853 sq ft
Living/ Kitchen/ Dining Room	6.28m x 9.50m	20' 7" x 31' 2"
Master Bedroom	2.90m x 5.06m	9' 6" x 16' 7"
Ensuite	1.80m x 2.20m	5' 11" x 7' 3"
Bedroom 2	3.29m x 3.85m	10' 9" x 12' 7"
Bathroom	2.00m x 2.20m	6' 7" x 7' 3"

3.06		
Total Internal Area	78.37 sq m	844 sq ft
Living/ Kitchen/ Dining Room	4.85m x 9.17m	15' 11" x 30' 1"
Master Bedroom	3.03m x 3.72m	9' 11" x 12' 2"
Ensuite	1.70m x 3.62m	5' 7" x 11' 11"
Bedroom 2	3.50m x 2.61m	11' 6" x 8' 7"
Bathroom	2.00m x 2.20m	6' 7" x 7' 3"
Terrace	6.78m x 1.80m	22' 3" x 5' 11"
Total External Area	11.53 sq m	124 sq ft

3 BED ROOM

3.04		
Total Internal Area	124.81 sq m	1343 sq ft
Living/ Kitchen/ Dining Room	9.82m x 7.72m	32' 3" x 25' 4"
Master Bedroom	3.33m x 5.05m	10' 11" x 16' 7"
Ensuite 1	2.20m x 1.80m	7' 3" x 5' 11"
Bedroom 2	6.45m x 2.97m	21' 2" x 9' 9"
Ensuite 2	2.20m x 1.80m	7' 3" x 5' 11"
Bedroom 3	3.02m x 3.75m	9' 11" x 12' 4"
Bathroom	2.20m x 2.00m	7' 3" x 6' 7"
Terrace 1	3.96m x 1.54m	13' 0" x 5' 1"
Terrace 2	1.54m x 5.46m	5' 1" x 17' 11"
Total External Area	13.47 sq m	145 sq ft



4TH FLOOR



STUDIO

4.05		
Total Internal Area	37.63 sq m	405 sq ft
Studio	7.02m x 5.05m	23' 0" x 16' 7"
Bathroom	2.20m x 2.00m	7' 3" x 6' 7"

4.07		
Total Internal Area	38.38 sq m	413 sq ft
Studio	6.58m x 7.36m	21' 7" x 24' 2"
Bathroom	2.20m x 2.00m	7' 3" x 6' 7"

4.08		
Total Internal Area	37.36 sq m	402 sq ft
Studio	4.85m x 7.77m	15' 11" x 25' 6"
Bathroom	2.20m x 2.00m	7' 3" x 6' 7"
Terrace	5.08m x 1.80m	16' 8" x 5' 11"
Total External Area	8.85 sq m	95 sq ft

1 BED ROOM

4.02		
Total Internal Area	50.14 sq m	540 sq ft
Living/ Kitchen/ Dining Room	6.13m x 7.26m	20' 1" x 23' 10"
Master Bedroom	3.02m x 3.91m	9' 11" x 12' 10"
Bathroom	2.20m x 2.00m	7' 3" x 6' 7"


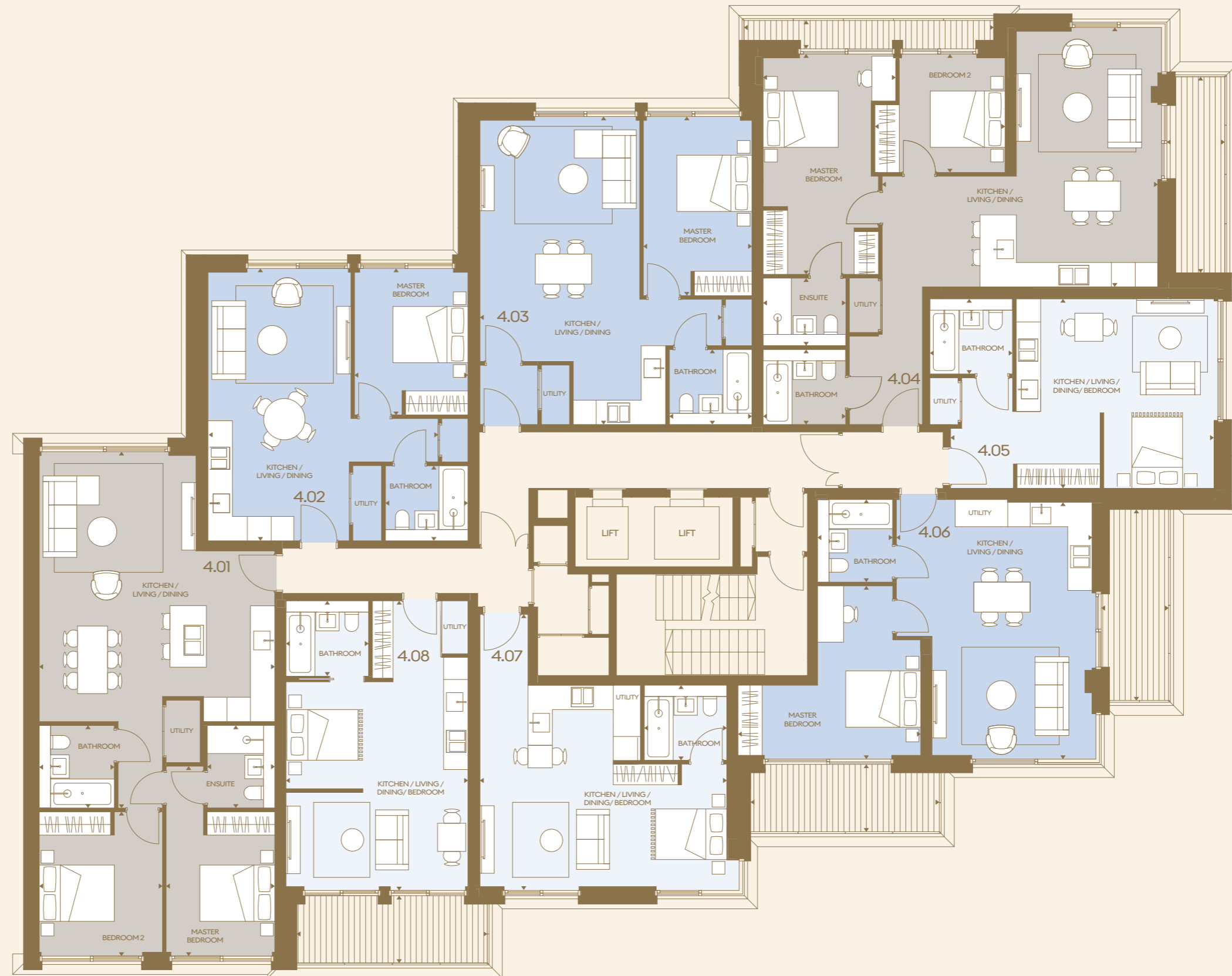
4.03		
Total Internal Area	59.32 sq m	639 sq ft
Living/ Kitchen/ Dining Room	6.45m x 8.21m	21' 2" x 26' 11"
Master Bedroom	2.89m x 4.78m	9' 6" x 15' 8"
Bathroom	2.20m x 2.00m	7' 3" x 6' 7"

4.06		
Total Internal Area	53.81 sq m	579 sq ft
Living/ Kitchen/ Dining Room	5.22m x 6.85m	17' 2" x 22' 6"
Master Bedroom	4.87m x 4.62m	15' 12" x 15' 2"
Bathroom	2.20m x 2.00m	7' 3" x 6' 7"
Terrace 1	1.80m x 5.09m	5' 11" x 16' 8"
Terrace 2	5.03m x 1.80m	16' 6" x 5' 11"
Total External Area	17.08 sq m	184 sq ft

2 BED ROOM

4.01		
Total Internal Area	78.69 sq m	847 sq ft
Living/ Kitchen/ Dining Room	6.28m x 9.50m	20' 7" x 31' 2"
Master Bedroom	2.90m x 5.06m	9' 6" x 16' 7"
Ensuite	1.80m x 2.20m	5' 11" x 7' 3"
Bedroom 2	3.29m x 3.85m	10' 9" x 12' 7"
Bathroom	2.00m x 2.20m	6' 7" x 7' 3"

4.04		
Total Internal Area	82.39 sq m	887 sq ft
Living/ Kitchen/ Dining Room	7.35m x 6.92m	24' 1" x 22' 8"
Master Bedroom	3.53m x 5.87m	11' 7" x 19' 3"
Ensuite	2.20m x 1.80m	7' 3" x 5' 11"
Bedroom 2	3.47m x 3.16m	11' 5" x 10' 4"
Bathroom	2.20m x 2.00m	7' 3" x 6' 7"
Terrace 1	6.66m x 0.76m	21' 10" x 2' 6"
Terrace 2	1.54m x 5.23m	5' 1" x 17' 2"
Total External Area	11.85 sq m	128 sq ft



5TH FLOOR

1 BED ROOM

5.02		
Total Internal Area	52.92 sq m	570 sq ft
Living/ Kitchen/ Dining Room	6.13m x 7.60m	20' 1" x 24' 11"
Master Bedroom	3.02m x 4.26m	9' 11" x 13' 12"
Bathroom	2.20m x 2.00m	7' 3" x 6' 7"
Terrace	7.13m x 1.45m	23' 5" x 4' 9"
Total External Area	9.94 sq m	107 sq ft

5.03		
Total Internal Area	53.34 sq m	574 sq ft
Living/ Kitchen/ Dining Room	6.45m x 7.23m	21' 2" x 23' 9"
Master Bedroom	2.89m x 3.90m	9' 6" x 12' 10"
Bathroom	2.20m x 2.00m	7' 3" x 6' 7"
Terrace	7.43m x 0.92m	24' 4" x 3' 0"
Total External Area	6.37 sq m	69 sq ft

5.05		
Total Internal Area	57.00 sq m	614 sq ft
Living/ Kitchen/ Dining Room	9.17m x 5.10m	30' 1" x 16' 9"
Master Bedroom	2.97m x 5.24m	9' 9" x 17' 2"
Bathroom	2.20m x 2.00m	7' 3" x 6' 7"
Terrace	4.24m x 1.80m	13' 11" x 5' 11"
Total External Area	7.36 sq m	79 sq ft


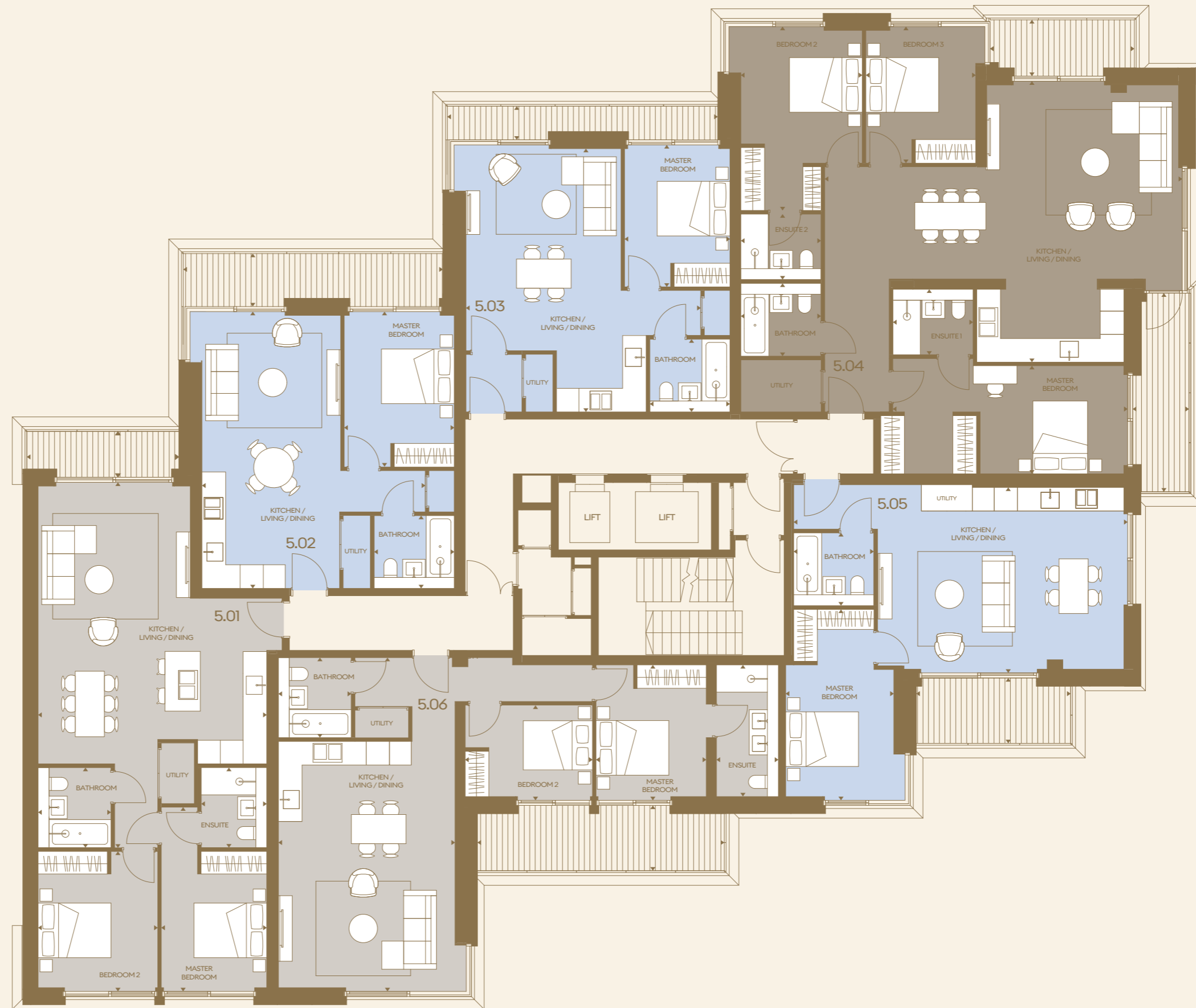
2 BED ROOM

5.01		
Total Internal Area	81.49 sq m	877 sq ft
Living/ Kitchen/ Dining Room	6.28m x 10.04m	20' 7" x 32' 11"
Master Bedroom	2.90m x 5.06m	9' 6" x 16' 7"
Ensuite	1.80m x 2.20m	5' 11" x 7' 3"
Bedroom 2	3.29m x 3.85m	10' 9" x 12' 7"
Bathroom	2.00m x 2.20m	6' 7" x 7' 3"
Terrace	4.18m x 1.26m	13' 8" x 4' 2"
Total External Area	5.02 sq m	54 sq ft

5.06		
Total Internal Area	75.97 sq m	818 sq ft
Living/ Kitchen/ Dining Room	4.85m x 9.17m	15' 11" x 30' 1"
Master Bedroom	3.03m x 3.72m	9' 11" x 12' 2"
Ensuite	1.70m x 3.61m	5' 7" x 11' 10"
Bedroom 2	3.50m x 2.62m	11' 6" x 8' 7"
Bathroom	2.00m x 2.20m	6' 7" x 7' 3"
Terrace	6.78m x 1.79m	22' 3" x 5' 11"
Total External Area	11.52 sq m	124 sq ft

3 BED ROOM

5.04		
Total Internal Area	124.76 sq m	1343 sq ft
Living/ Kitchen/ Dining Room	9.82m x 7.72m	32' 3" x 25' 4"
Master Bedroom	6.45m x 2.97m	21' 2" x 9' 9"
Ensuite 1	2.20m x 1.80m	7' 3" x 5' 11"
Bedroom 2	3.33m x 5.05m	10' 11" x 16' 7"
Ensuite 2	2.20m x 1.80m	7' 3" x 5' 11"
Bedroom 3	3.02m x 3.75m	9' 11" x 12' 4"
Bathroom	2.20m x 2.00m	7' 3" x 6' 7"
Terrace 1	3.96m x 1.54m	13' 0" x 5' 1"
Terrace 2	1.54m x 5.46m	5' 1" x 17' 11"
Total External Area	13.47 sq m	145 sq ft



6TH FLOOR



1 BED ROOM

6.02		
Total Internal Area	56.17 sq m	605 sq ft
Living/ Kitchen/ Dining Room	6.13m x 8.13m	20' 2" x 26' 8"
Master Bedroom	3.02m x 4.71m	9' 11" x 15' 5"
Bathroom	2.20m x 2.00m	7' 3" x 6' 7"

6.03		
Total Internal Area	52.95 sq m	570 sq ft
Living/ Kitchen/ Dining Room	6.45m x 7.34m	21' 2" x 24' 1"
Master Bedroom	2.89m x 3.90m	9' 6" x 12' 10"
Bathroom	2.20m x 2.00m	7' 3" x 6' 7"

6.05		
Total Internal Area	53.83 sq m	579 sq ft
Living/ Kitchen/ Dining Room	5.22m x 6.85m	17' 2" x 22' 6"
Master Bedroom	4.87m x 4.62m	15' 12" x 15' 2"
Bathroom	2.00m x 2.20m	6' 7" x 7' 3"
Terrace 1	1.80m x 5.10m	5' 11" x 16' 9"
Terrace 2	5.03m x 1.80m	16' 6" x 5' 11"
Total External Area	17.11 sq m	184 sq ft


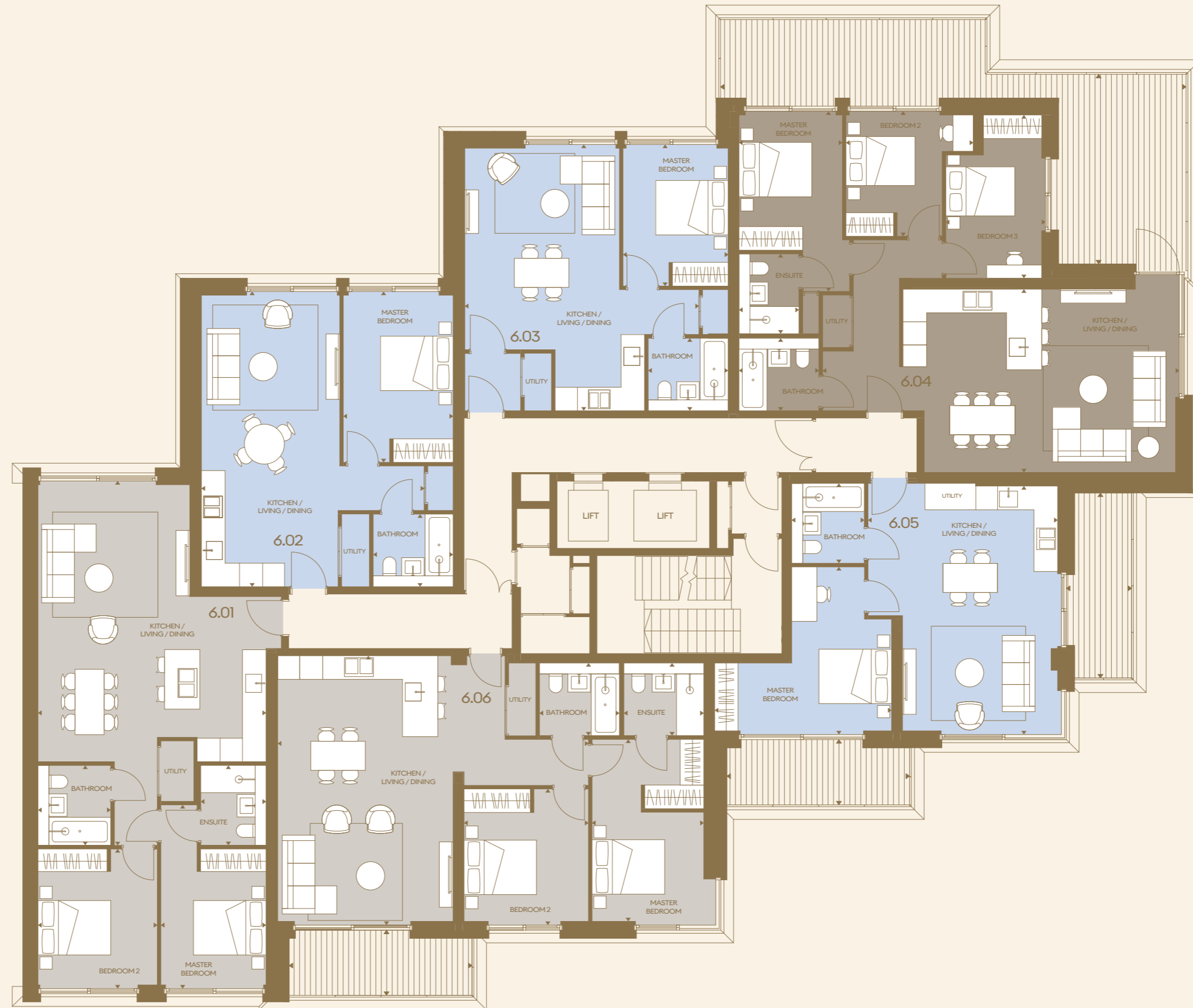
2 BED ROOM

6.01		
Total Internal Area	81.53 sq m	878 sq ft
Living/ Kitchen/ Dining Room	6.28m x 10.04m	20' 7" x 32' 11"
Master Bedroom	2.90m x 5.06m	9' 6" x 16' 7"
Ensuite	1.80m x 2.20m	5' 11" x 7' 3"
Bedroom 2	3.29m x 3.85m	10' 9" x 12' 7"
Bathroom	2.00m x 2.20m	6' 7" x 7' 3"

6.06		
Total Internal Area	84.57 sq m	910 sq ft
Living/ Kitchen/ Dining Room	8.56m x 7.42m	28' 1" x 24' 4"
Master Bedroom	3.08m x 5.02m	10' 1" x 16' 5"
Ensuite	2.20m x 2.00m	7' 3" x 6' 7"
Bedroom 2	3.43m x 3.75m	11' 3" x 12' 4"
Bathroom	2.20m x 2.00m	7' 3" x 6' 7"
Terrace	5.03m x 1.80m	16' 6" x 5' 11"
Total External Area	8.61 sq m	93 sq ft

3 BED ROOM

6.04		
Total Internal Area	92.14 sq m	992 sq ft
Living/ Kitchen/ Dining Room	9.82m x 5.05m	32' 3" x 16' 7"
Master Bedroom	2.85m x 4.97m	9' 4" x 16' 3"
Ensuite	1.65m x 2.20m	5' 5" x 7' 3"
Bedroom 2	3.51m x 3.45m	11' 6" x 11' 4"
Bedroom 3	2.74m x 4.50m	9' 0" x 14' 9"
Bathroom	2.20m x 2.00m	7' 3" x 6' 7"
Terrace 1	12.82m x 5.22m	42' 1" x 17' 2"
Total External Area	37.21 sq m	401 sq ft



7TH FLOOR



STUDIO

7.03		
Total Internal Area	47.11 sq m	507 sq ft
Studio	7.27m x 6.36m	23' 10" x 20' 10"
Bathroom	2.20m x 2.00m	7' 3" x 6' 7"
Terrace	7.43m x 0.92m	24' 4" x 3' 0"
Total External Area	6.37 sq m	69 sq ft

7.06		
Total Internal Area	35.90 sq m	386 sq ft
Studio	6.58m x 5.47m	21' 7" x 17' 11"
Bathroom	2.20m x 2.00m	7' 3" x 6' 7"
Terrace	6.78m x 1.80m	22' 3" x 5' 11"
Total External Area	11.35 sq m	122 sq ft

7.07		
Total Internal Area	44.53 sq m	479 sq ft
Studio	4.83m x 9.17m	15' 10" x 30' 1"
Bathroom	2.20m x 2.00m	7' 3" x 6' 7"

1 BED ROOM


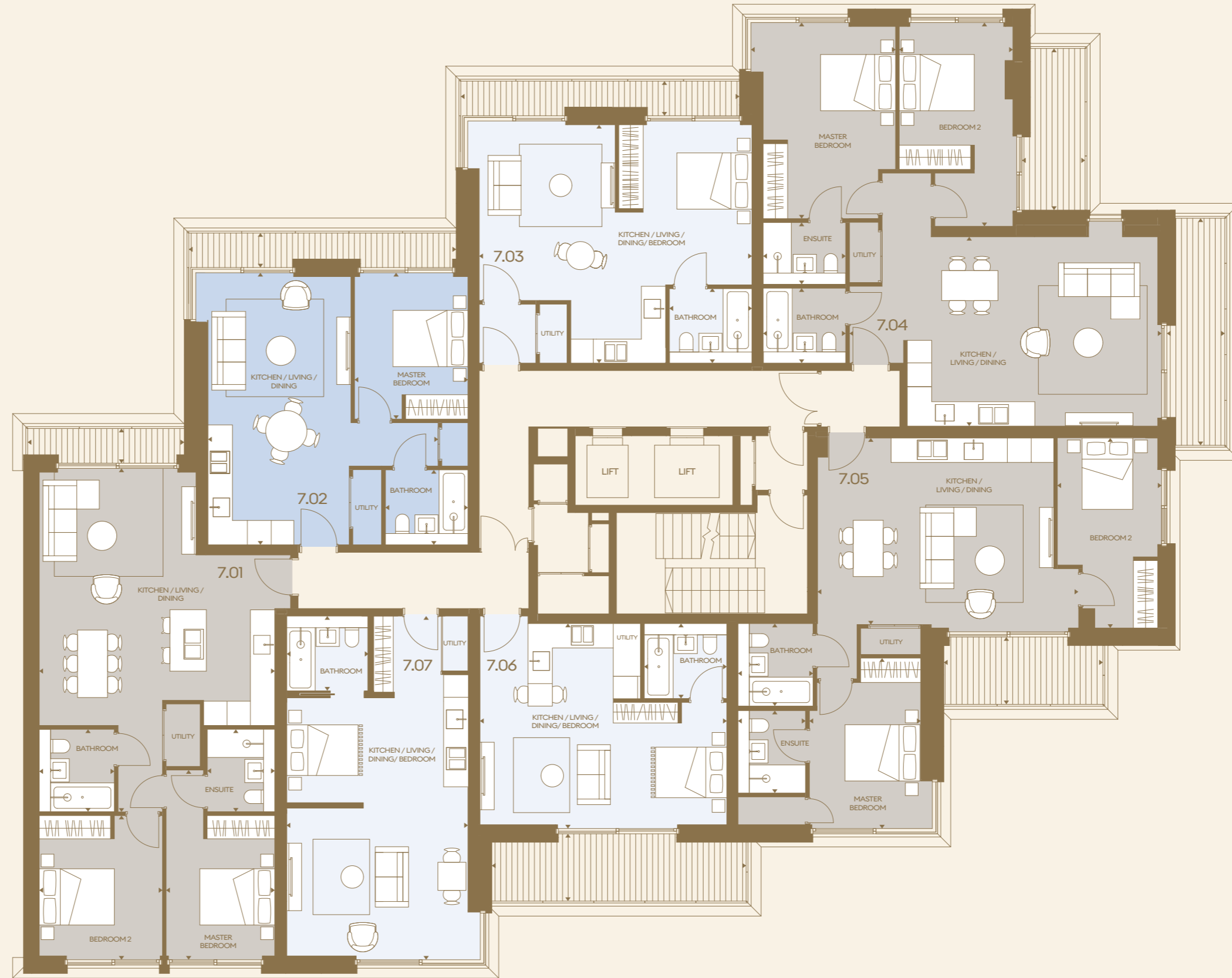
7.02		
Total Internal Area	50.50 sq m	544 sq ft
Living/ Kitchen/ Dining Room	6.13m x 7.26m	20' 1" x 23' 10"
Master Bedroom	3.02m x 3.90m	9' 11" x 12' 10"
Bathroom	2.20m x 2.00m	7' 3" x 6' 7"
Terrace	7.13m x 0.92m	23' 5" x 3' 0"
Total External Area	6.13 sq m	66 sq ft

2 BED ROOM

7.01		
Total Internal Area	77.84 sq m	838 sq ft
Living/ Kitchen/ Dining Room	6.28m x 9.17m	20' 7" x 30' 1"
Master Bedroom	2.90m x 5.06m	9' 6" x 16' 7"
Ensuite	1.80m x 2.20m	5' 11" x 7' 3"
Bedroom 2	3.29m x 3.85m	10' 9" x 12' 7"
Bathroom	2.00m x 2.20m	6' 7" x 7' 3"
Terrace	4.18m x 0.92m	13' 8" x 3' 0"
Total External Area	3.62 sq m	39 sq ft

7.04		
Total Internal Area	84.95 sq m	914 sq ft
Living/ Kitchen/ Dining Room	8.32m x 5.05m	27' 4" x 16' 7"
Master Bedroom	3.86m x 5.23m	12' 8" x 17' 2"
Ensuite	2.20m x 1.65m	7' 3" x 5' 5"
Bedroom 2	3.03m x 5.44m	9' 11" x 17' 10"
Bathroom	2.20m x 2.00m	7' 3" x 6' 7"
Terrace 1	1.68m x 4.31m	5' 6" x 14' 2"
Terrace 2	1.54m x 6.06m	5' 1" x 19' 10"
Total External Area	15.27 sq m	164 sq ft

7.05		
Total Internal Area	72.75 sq m	783 sq ft
Living/ Kitchen/ Dining Room	6.95m x 4.98m	22' 10" x 16' 4"
Master Bedroom	2.97m x 4.55m	9' 9" x 14' 11"
Ensuite	1.80m x 2.20m	5' 11" x 7' 3"
Bedroom 2	2.78m x 5.07m	9' 1" x 16' 8"
Bathroom	2.00m x 2.20m	6' 7" x 7' 3"
Terrace	4.24m x 1.80m	13' 11" x 5' 11"
Total External Area	7.37 sq m	79 sq ft



8TH FLOOR



STUDIO

8.03		
Total Internal Area	46.74 sq m	503 sq ft
Studio	7.27m x 6.46m	23' 10" x 21' 2"
Bathroom	2.20m x 2.00m	7' 3" x 6' 7"

1 BED ROOM

8.02		
Total Internal Area	50.10 sq m	539 sq ft
Living/ Kitchen/ Dining Room	6.13m x 7.26m	20' 1" x 23' 10"
Master Bedroom	3.02m x 3.90m	9' 11" x 12' 10"
Bathroom	2.20m x 2.00m	7' 3" x 6' 7"

2 BED ROOM


8.01		
Total Internal Area	77.88 sq m	838 sq ft
Living/ Kitchen/ Dining Room	6.28m x 9.17m	20' 7" x 30' 1"
Master Bedroom	2.90m x 5.06m	9' 6" x 16' 7"
Ensuite	1.82m x 2.20m	5' 12" x 7' 3"
Bedroom 2	3.29m x 3.85m	10' 9" x 12' 7"
Bathroom	2.00m x 2.20m	6' 7" x 7' 3"

8.05		
Total Internal Area	69.74 sq m	751 sq ft
Living/ Kitchen/ Dining Room	7.42m x 5.32m	24' 4" x 17' 5"
Master Bedroom	3.10m x 3.72m	10' 2" x 12' 2"
Ensuite	1.65m x 2.20m	5' 5" x 7' 3"
Bedroom 2	4.39m x 3.25m	14' 5" x 10' 8"
Bathroom	2.00m x 2.20m	6' 7" x 7' 3"
Terrace 1	1.70m x 4.99m	5' 7" x 16' 5"
Terrace 2	5.03m x 1.80m	16' 6" x 5' 11"
Total External Area	16.36 sq m	176 sq ft

8.06		
Total Internal Area	84.89 sq m	914 sq ft
Living/ Kitchen/ Dining Room	8.58m x 7.42m	28' 2" x 24' 4"
Master Bedroom	3.08m x 5.02m	10' 1" x 16' 5"
Ensuite	2.20m x 2.00m	7' 3" x 6' 7"
Bedroom 2	3.45m x 3.75m	11' 4" x 12' 4"
Bathroom	2.20m x 2.00m	7' 3" x 6' 7"
Terrace	5.08m x 1.80m	16' 8" x 5' 11"
Total External Area	8.85 sq m	95 sq ft

3 BED ROOM

8.04		
Total Internal Area	91.54 sq m	985 sq ft
Living/ Kitchen/ Dining Room	9.82m x 5.05m	32' 3" x 16' 7"
Master Bedroom	2.85m x 4.92m	9' 4" x 16' 2"
Ensuite	1.65m x 2.20m	5' 5" x 7' 3"
Bedroom 2	3.51m x 3.40m	11' 6" x 11' 2"
Bedroom 3	2.70m x 4.46m	8' 10" x 14' 8"
Bathroom	2.20m x 2.00m	7' 3" x 6' 7"
Terrace	7.46m x 0.92m	24' 6" x 3' 0"
Total External Area	6.29 sq m	68 sq ft



9TH FLOOR



STUDIO

9.03		
Total Internal Area	41.04 sq m	442 sq ft
Studio	7.27m x 5.52m	23' 10" x 18' 1"
Bathroom	2.20m x 2.00m	7' 3" x 6' 7"
Terrace	7.43m x 0.88m	24' 4" x 2' 11"
Total External Area	6.04 sq m	65 sq ft

1 BED ROOM

9.02		
Total Internal Area	52.87 sq m	569 sq ft
Living/ Kitchen/ Dining Room	6.13m x 7.60m	20' 1" x 24' 11"
Master Bedroom	3.02m x 4.24m	9' 11" x 13' 11"
Bathroom	2.20m x 2.00m	7' 3" x 6' 7"
Terrace	7.13m x 1.46m	23' 5" x 4' 9"
Total External Area	9.94 sq m	107 sq ft


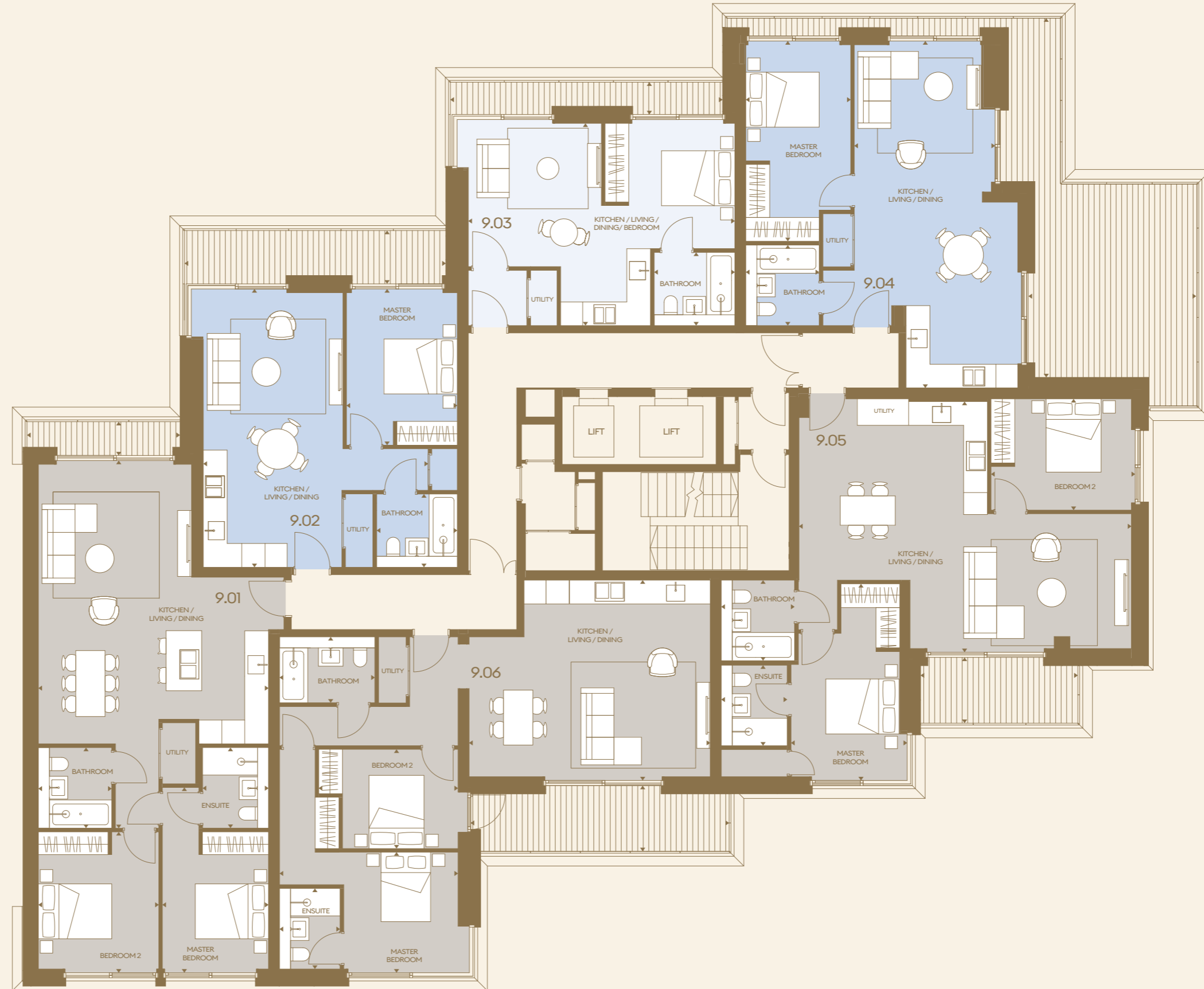
9.04		
Total Internal Area	59.40 sq m	639 sq ft
Living/ Kitchen/ Dining Room	3.84m x 9.48m	12' 7" x 31' 1"
Master Bedroom	2.86m x 5.47m	9' 5" x 17' 11"
Bathroom	2.00m x 2.20m	6' 7" x 7' 3"
Terrace	4.64m x 9.81m	15' 3" x 32' 2"
Total External Area	34.80 sq m	375 sq ft

2 BED ROOM

9.01		
Total Internal Area	81.47 sq m	877 sq ft
Living/ Kitchen/ Dining Room	6.28m x 10.04m	20' 7" x 32' 11"
Master Bedroom	2.90m x 5.06m	9' 6" x 16' 7"
Ensuite	1.80m x 2.20m	5' 11" x 7' 3"
Bedroom 2	3.29m x 3.85m	10' 9" x 12' 7"
Bathroom	2.00m x 2.20m	6' 7" x 7' 3"
Terrace	4.18m x 0.92m	13' 8" x 3' 0"
Total External Area	3.61 sq m	39 sq ft

9.05		
Total Internal Area	83.08 sq m	894 sq ft
Living/ Kitchen/ Dining Room	9.07m x 6.85m	29' 9" x 22' 6"
Master Bedroom	3.17m x 5.37m	10' 5" x 17' 7"
Ensuite	1.80m x 2.20m	5' 11" x 7' 3"
Bedroom 2	3.93m x 3.04m	12' 11" x 9' 12"
Bathroom	2.00m x 2.20m	6' 7" x 7' 3"
Terrace	4.29m x 1.80m	14' 1" x 5' 11"
Total External Area	7.44 sq m	80 sq ft

9.06		
Total Internal Area	78.58 sq m	846 sq ft
Living/ Kitchen/ Dining Room	6.58m x 5.47m	21' 7" x 17' 11"
Master Bedroom	4.87m x 3.30m	15' 12" x 10' 10"
Ensuite	1.65m x 2.20m	5' 5" x 7' 3"
Bedroom 2	3.80m x 2.71m	12' 6" x 8' 11"
Bathroom	2.60m x 1.80m	8' 6" x 5' 11"
Terrace	7.05m x 1.80m	23' 2" x 5' 11"
Total External Area	11.61 sq m	125 sq ft



10TH FLOOR



STUDIO

10.03		
Total Internal Area	46.74 sq m	503 sq ft
Studio	7.27m x 6.46m	23' 10" x 21' 2"
Bathroom	2.20m x 2.00m	7' 3" x 6' 7"

1 BED ROOM

10.02		
Total Internal Area	50.39 sq m	542 sq ft
Living/ Kitchen/ Dining Room	6.13m x 7.30m	20' 1" x 23' 11"
Master Bedroom	3.02m x 3.94m	9' 11" x 12' 11"
Bathroom	2.20m x 2.00m	7' 3" x 6' 7"
Terrace	7.13m x 0.60m	23' 5" x 1' 12"
Total External Area	3.79 sq m	41 sq ft


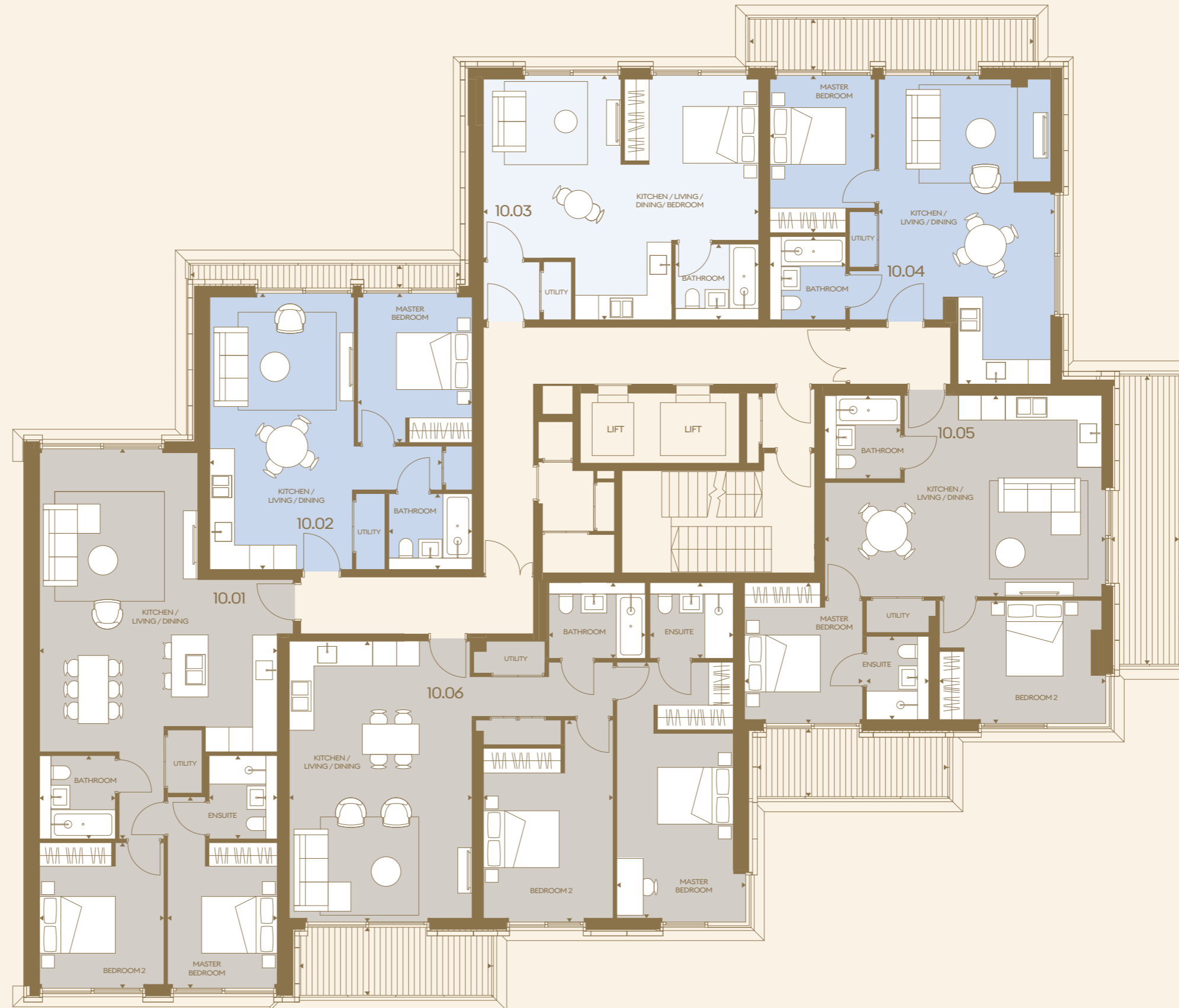
10.04		
Total Internal Area	51.75 sq m	557 sq ft
Living/ Kitchen/ Dining Room	4.65m x 8.16m	15' 3" x 26' 9"
Master Bedroom	2.77m x 4.16m	9' 1" x 13' 8"
Bathroom	2.00m x 2.20m	6' 7" x 7' 3"
Terrace	7.51m x 1.34m	24' 8" x 4' 5"
Total External Area	9.51 sq m	102 sq ft

2 BED ROOM

10.01		
Total Internal Area	82.67 sq m	890 sq ft
Living/ Kitchen/ Dining Room	6.28m x 10.31m	20' 7" x 33' 10"
Master Bedroom	2.90m x 5.06m	9' 6" x 16' 7"
Ensuite	1.80m x 2.20m	5' 11" x 7' 3"
Bedroom 2	3.29m x 3.85m	10' 9" x 12' 7"
Bathroom	2.00m x 2.20m	6' 7" x 7' 3"

10.05		
Total Internal Area	70.23 sq m	756 sq ft
Living/ Kitchen/ Dining Room	7.42m x 5.32m	24' 4" x 17' 5"
Master Bedroom	3.12m x 3.72m	10' 3" x 12' 2"
Ensuite	1.65m x 2.20m	5' 5" x 7' 3"
Bedroom 2	4.39m x 3.25m	14' 5" x 10' 8"
Bathroom	2.00m x 2.20m	6' 7" x 7' 3"
Terrace 1	1.80m x 7.62m	5' 11" x 24' 12"
Terrace 2	5.03m x 1.80m	16' 6" x 5' 11"
Total External Area	20.97 sq m	226 sq ft

10.06		
Total Internal Area	93.26 sq m	1004 sq ft
Living/ Kitchen/ Dining Room	4.83m x 7.42m	15' 10" x 24' 4"
Master Bedroom	3.41m x 6.77m	11' 2" x 22' 2"
Ensuite	2.20m x 2.00m	7' 3" x 6' 7"
Bedroom 2	3.43m x 5.34m	11' 3" x 17' 6"
Bathroom	2.55m x 2.00m	8' 4" x 6' 7"
Terrace	5.08m x 1.80m	16' 8" x 5' 11"
Total External Area	8.68 sq m	93 sq ft



11TH FLOOR



STUDIO

11.04	Total Internal Area	44.52 sq m	479 sq ft
Studio	4.83m x 9.17m	15' 10" x 30' 1"	
Bathroom	2.20m x 2.00m	7' 3" x 6' 7"	


1 BED ROOM

11.02	Total Internal Area	52.58 sq m	566 sq ft
Living/ Kitchen/ Dining Room	6.13m x 7.56m	20' 1" x 24' 10"	
Master Bedroom	3.02m x 4.23m	9' 11" x 13' 10"	
Bathroom	2.20m x 2.00m	7' 3" x 6' 7"	

2 BED ROOM

11.01	Total Internal Area	81.49 sq m	877 sq ft
Living/ Kitchen/ Dining Room	6.28m x 10.04m	20' 7" x 32' 11"	
Master Bedroom	2.90m x 5.06m	9' 6" x 16' 7"	
Ensuite	1.80m x 2.20m	5' 11" x 7' 3"	
Bedroom 2	3.29m x 3.85m	10' 9" x 12' 7"	
Bathroom	2.00m x 2.20m	6' 7" x 7' 3"	
Terrace	3.15m x 0.22m	10' 4" x 0' 9"	
Total External Area	0.70 sq m	8 sq ft	

11.03	Total Internal Area	88.04 sq m	948 sq ft
Living/ Kitchen/ Dining Room	6.60m x 7.15m	21' 8" x 23' 5"	
Master Bedroom	2.75m x 4.58m	9' 0" x 15' 0"	
Ensuite	2.73m x 1.80m	8' 11" x 5' 11"	
Bedroom 2	5.18m x 3.00m	17' 0" x 9' 10"	
Bathroom	2.20m x 2.00m	7' 3" x 6' 7"	
Terrace 1	4.28m x 6.69m	14' 0" x 21' 11"	
Terrace 2	6.78m x 1.80m	22' 3" x 5' 11"	
Total External Area	40.23 sq m	433 sq ft	



12TH FLOOR



STUDIO

12.03		
Total Internal Area	52.09 sq m	561 sq ft
Studio	6.04m x 9.73m	19' 10" x 31' 11"
Bathroom	2.20m x 2.00m	7' 3" x 6' 7"
Terrace	5.03m x 1.80m	16' 6" x 5' 11"
Total External Area	8.61 sq m	93 sq ft


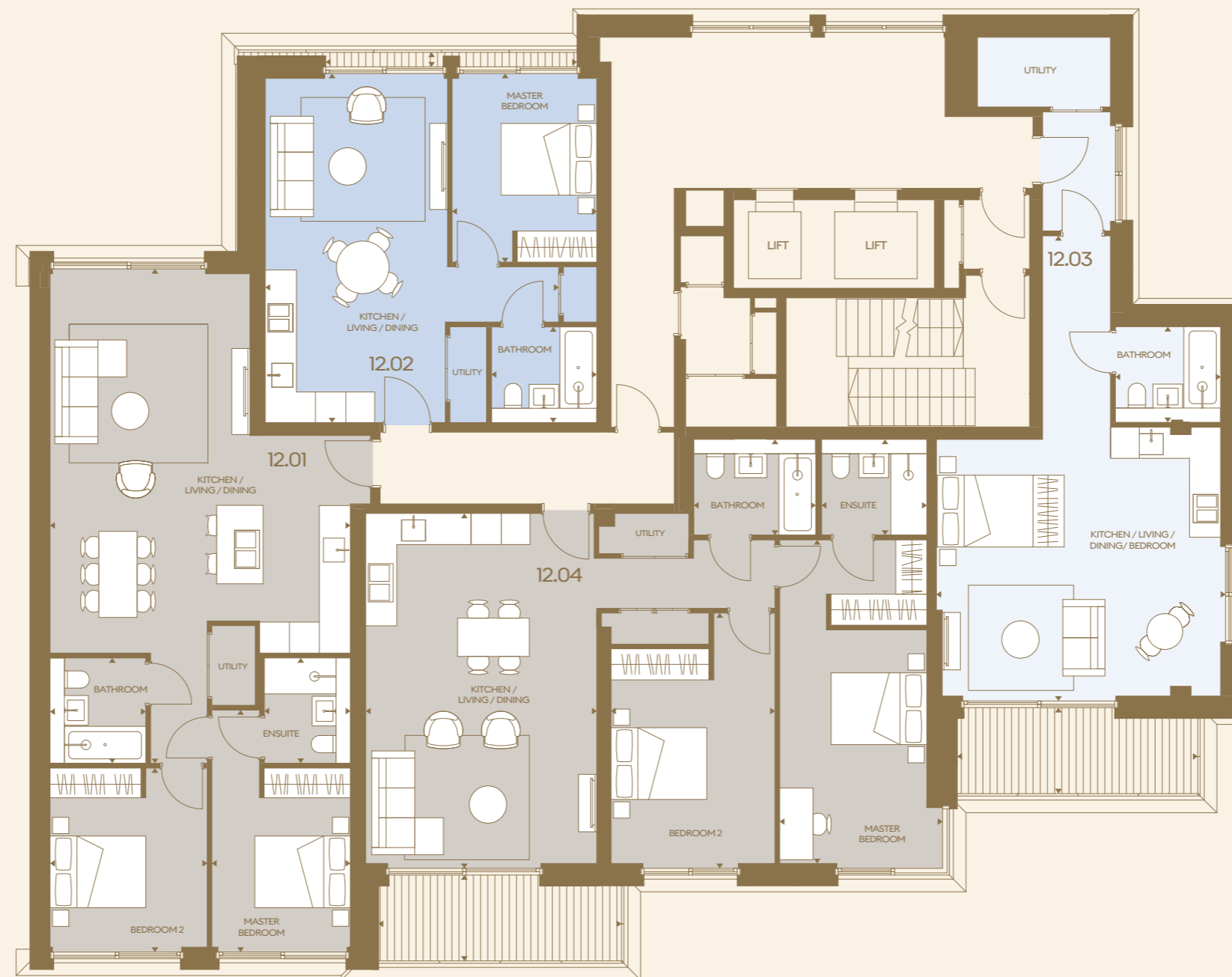
1 BED ROOM

12.02		
Total Internal Area	50.39 sq m	542 sq ft
Living/ Kitchen/ Dining Room	6.13m x 7.30m	20' 1" x 23' 11"
Master Bedroom	3.02m x 3.94m	9' 11" x 12' 11"
Bathroom	2.20m x 2.00m	7' 3" x 6' 7"
Terrace	5.25m x 0.30m	17' 3" x 0' 12"
Total External Area	1.51 sq m	16 sq ft

2 BED ROOM

12.01		
Total Internal Area	82.79 sq m	891 sq ft
Living/ Kitchen/ Dining Room	6.28m x 10.34m	20' 7" x 33' 11"
Master Bedroom	2.90m x 5.06m	9' 6" x 16' 7"
Ensuite	1.80m x 2.20m	5' 11" x 7' 3"
Bedroom 2	3.29m x 3.85m	10' 9" x 12' 7"
Bathroom	2.00m x 2.20m	6' 7" x 7' 3"

12.04		
Total Internal Area	93.26 sq m	1004 sq ft
Living/ Kitchen/ Dining Room	4.83m x 7.42m	15' 10" x 24' 4"
Master Bedroom	3.41m x 6.77m	11' 2" x 22' 2"
Ensuite	2.20m x 2.00m	7' 3" x 6' 7"
Bedroom 2	3.43m x 5.34m	11' 3" x 17' 6"
Bathroom	2.55m x 2.00m	8' 4" x 6' 7"
Terrace	5.08m x 1.80m	16' 8" x 5' 11"
Total External Area	8.68 sq m	93 sq ft



13TH FLOOR



STUDIO ○

13.04		
Total Internal Area	44.52 sq m	479 sq ft
Studio	4.83m x 9.17m	15' 10" x 30' 1"
Bathroom	2.20m x 2.00m	7' 3" x 6' 7"


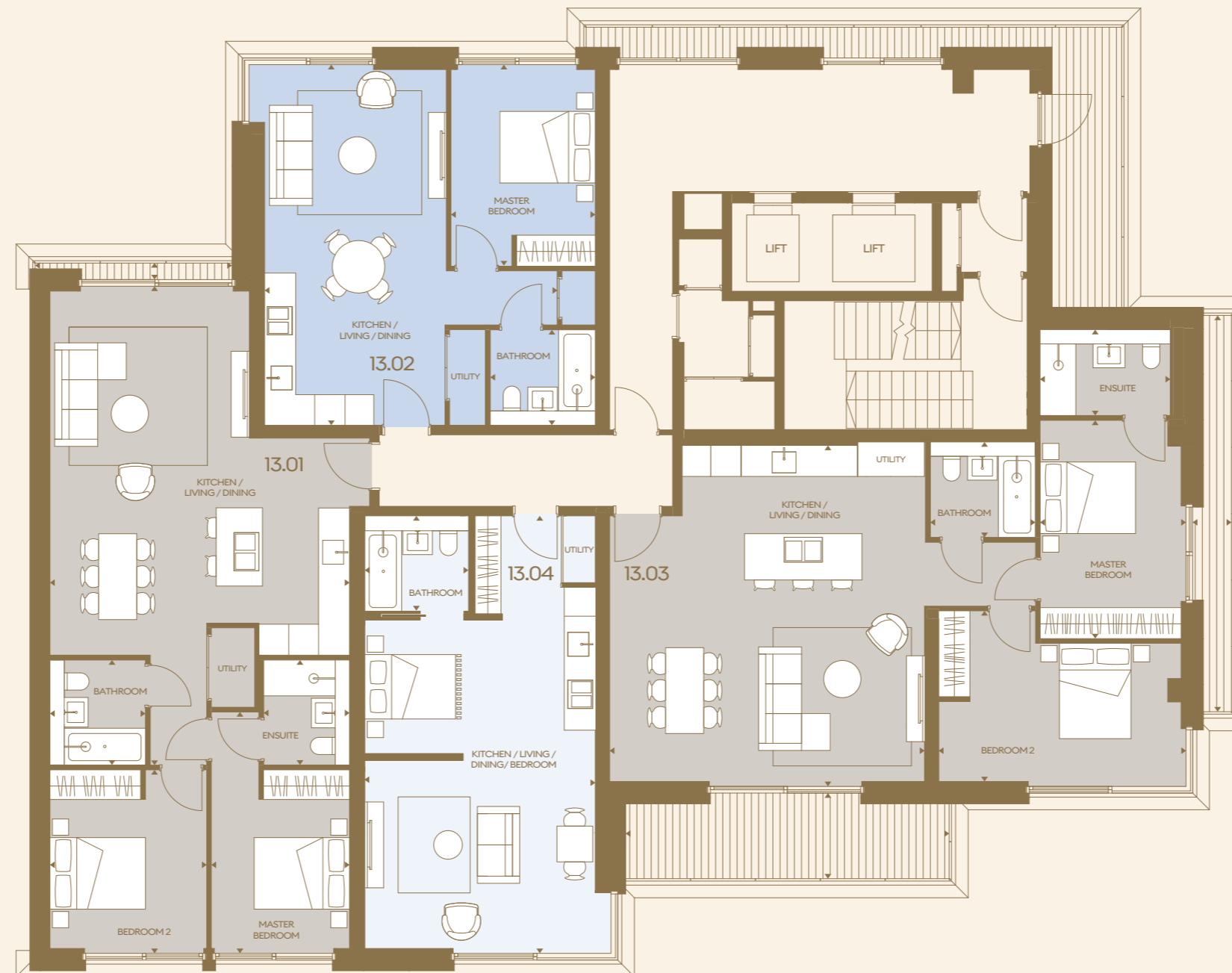
1 BED ROOM ●

13.02		
Total Internal Area	52.56 sq m	566 sq ft
Living/ Kitchen/ Dining Room	6.13m x 7.56m	20' 1" x 24' 10"
Master Bedroom	3.02m x 4.23m	9' 11" x 13' 10"
Bathroom	2.20m x 2.00m	7' 3" x 6' 7"

2 BED ROOM ●

13.01		
Total Internal Area	81.49 sq m	877 sq ft
Living/ Kitchen/ Dining Room	6.28m x 10.04m	20' 7" x 32' 11"
Master Bedroom	2.90m x 5.06m	9' 6" x 16' 7"
Ensuite	1.80m x 2.20m	5' 11" x 7' 3"
Bedroom 2	3.29m x 3.85m	10' 9" x 12' 7"
Bathroom	2.00m x 2.20m	6' 7" x 7' 3"
Terrace	4.13m x 0.35m	13' 6" x 1' 2"
Total External Area	1.20 sq m	13 sq ft

13.03		
Total Internal Area	89.05 sq m	959 sq ft
Living/ Kitchen/ Dining Room	6.60m x 7.15m	21' 8" x 23' 5"
Master Bedroom	3.06m x 4.58m	10' 0" x 15' 0"
Ensuite	2.73m x 1.80m	8' 11" x 5' 11"
Bedroom 2	5.18m x 3.58m	17' 0" x 11' 9"
Bathroom	2.20m x 2.00m	7' 3" x 6' 7"
Terrace 1	0.81m x 8.31m	2' 8" x 27' 3"
Terrace 2	6.78m x 1.80m	22' 3" x 5' 11"
Total External Area	16.66 sq m	179sq ft





CHAPTER 5

THE VIEW FROM THE TOP

The Haydon's penthouses take modern city living to a whole new level; light, spacious, luxurious and elegantly understated. There are three, duplex, 3-bedroom apartments to choose from, all offering the very best of everything. Design, furnishing, lighting, finishes, audiovisual, private parking, and of course, incredible views that stretch all the way to the horizon.

A WHOLE NEW PERSPECTIVE

Every detail lovingly crafted, every finish expertly curated. Each penthouse has its own outdoor space and dramatic views across the city, for a real taste of the high life.







CGI is indicative only

IMAGE 1
Penthouse design creates a sense of outdoor and indoor spaces blending to showcase views of the city

1 & 2



IMAGE 1 & 2

All kitchens are equipped with leading brand appliances

IMAGE 3

The considered design provides plentiful storage and an open, accessible feel to kitchens



CGI is indicative only

IMAGE 1

Natural light floods the penthouse living areas



CGI is indicative only

IMAGE 1

A unique view from a unique city location



CGI is indicative only

LONDON: HOME TO ART, CULTURE,
ENTERTAINMENT, EDUCATION, BUSINESS,
INNOVATION, HISTORY AND STYLE. NOW
IT'S TIME TO MAKE IT YOUR HOME TOO.





THE WINDSOR PENTHOUSE



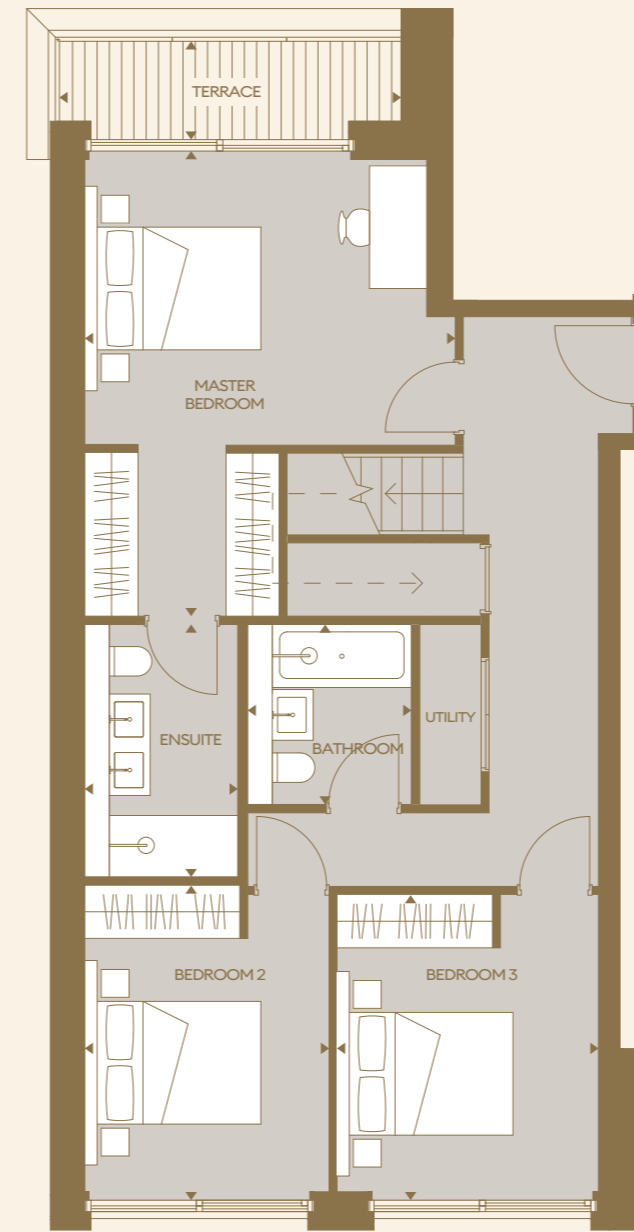
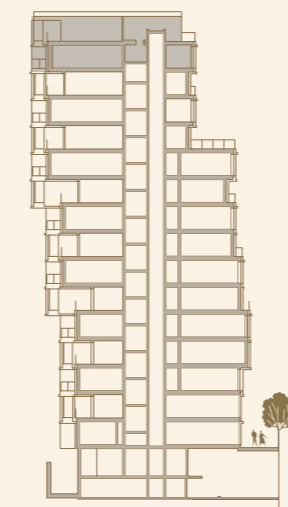
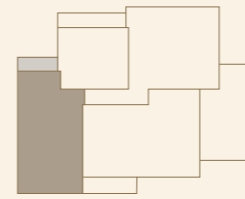
14TH FLOOR

3 BED ROOM

14.01		
Fourteenth Floor Area	76.69 sq m	825 sq ft
Fifteenth Floor Area	51.55 sq m	555 sq ft
Total Internal Area	128.24 sq m	1380 sq ft
Total External Area	43.57 sq m	469 sq ft

Master Bedroom	4.53m x 5.69m	14' 10" x 18' 8"
Ensuite	1.87m x 3.09m	6' 2" x 10' 2"
Bedroom 2	3.20m x 3.74m	10' 6" x 12' 3"
Bedroom 3	2.99m x 3.85m	9' 10" x 12' 7"
Bathroom	2.00m x 2.20m	6' 7" x 7' 3"
Terrace	4.18m x 1.20m	13' 8" x 3' 11"

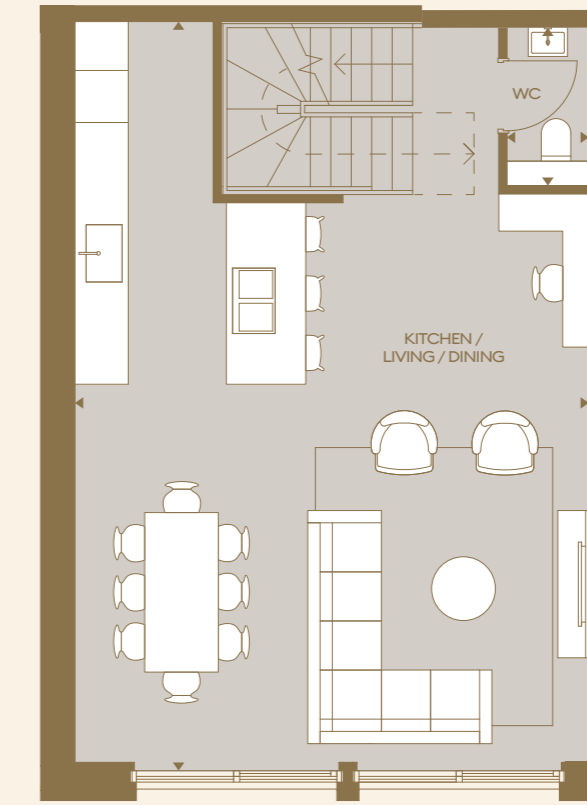
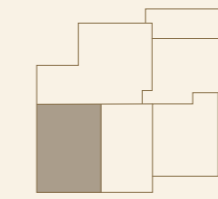
14TH FLOOR



15TH FLOOR

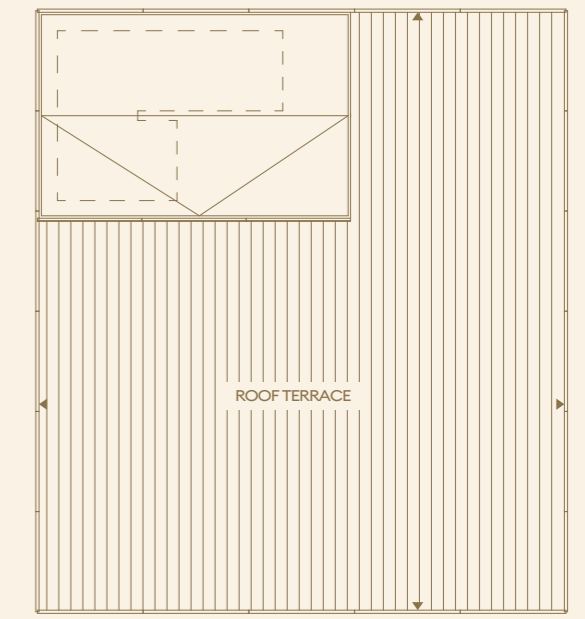
Living/ Kitchen/ Dining Room	6.28m x 9.16m	20' 7" x 30' 1"
WC	1.00m x 1.93m	3' 3" x 6' 4"

15TH FLOOR



16TH FLOOR

Roof Terrace	6.56m x 7.46m	21' 6" x 24' 6"
--------------	---------------	-----------------



THE LANCASTER PENTHOUSE



14TH FLOOR

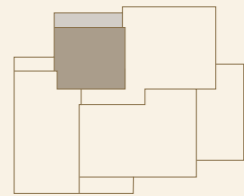
3 BED ROOM

14.02

Fourteenth Floor Area	42.66 sq m	459 sq ft
Fifteenth Floor Area	70.20 sq m	756 sq ft
Total Internal Area	112.86 sq m	1215 sq ft
Total External Area	39.22 sq m	422 sq ft

Bedroom 2	3.43m x 3.94m	11' 3" x 12' 11"
Bedroom 3	3.40m x 3.94m	11' 2" x 12' 11"
Ensuite	2.20m x 1.65m	7' 3" x 5' 5"
Bathroom	2.00m x 2.20m	6' 7" x 7' 3"
Terrace 1	7.18m x 1.43m	23' 7" x 4' 8"


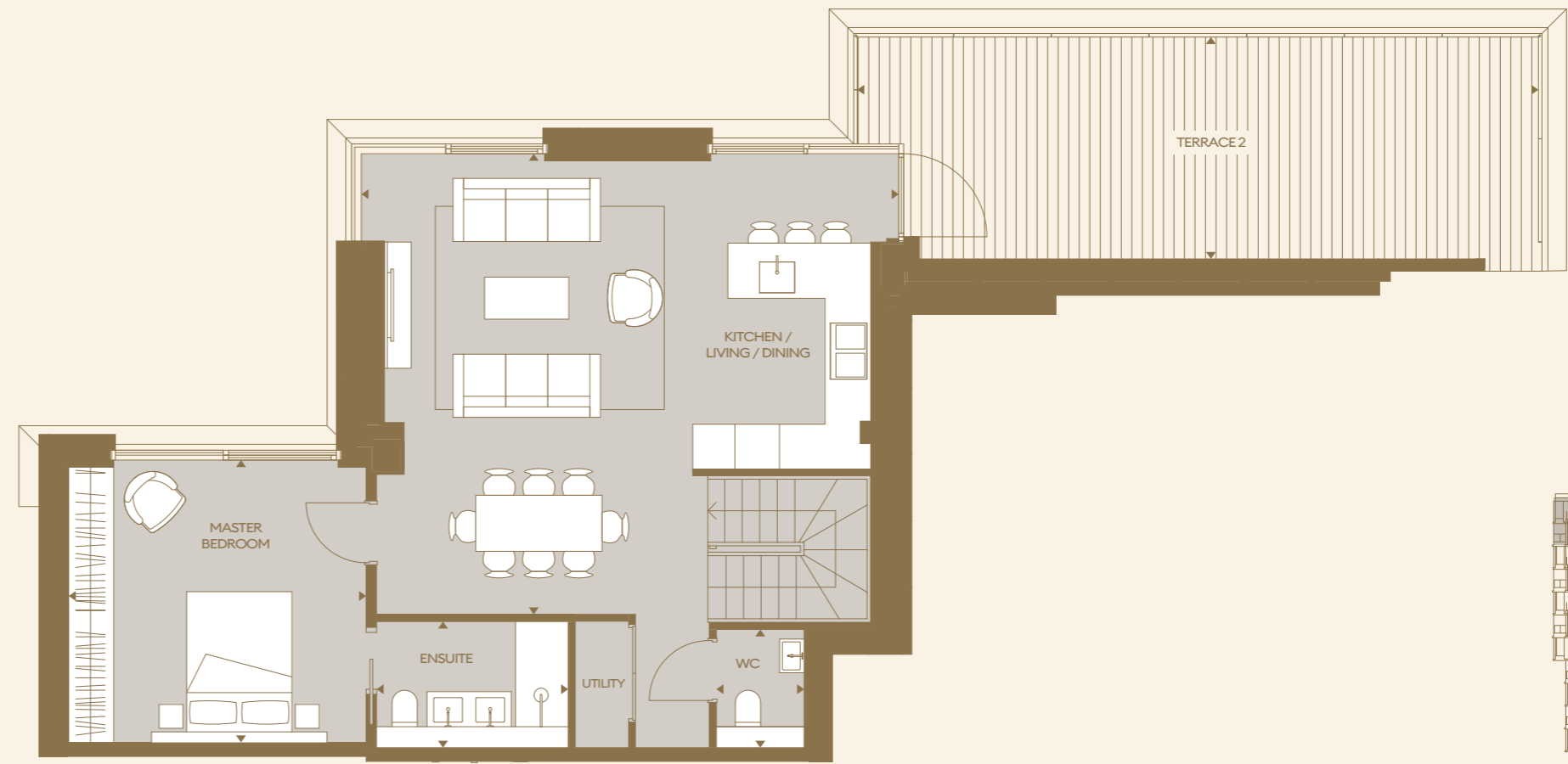
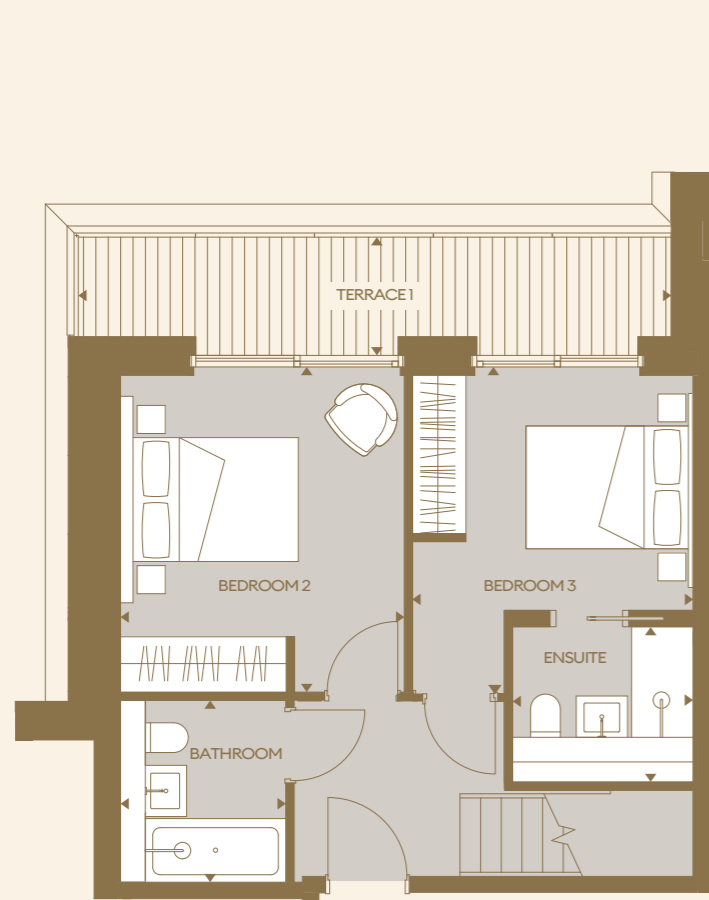
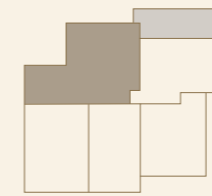
14TH FLOOR



15TH FLOOR

Living/ Kitchen/ Dining Room	7.66m x 6.57m	25' 1" x 21' 7"
Master Bedroom	4.24m x 4.03m	13' 11" x 13' 3"
Ensuite	2.73m x 1.80m	8' 11" x 5' 11"
WC	1.25m x 1.69m	4' 1" x 5' 6"
Terrace 2	9.71m x 3.17m	31' 10" x 10' 5"

15TH FLOOR



THE WESSEX PENTHOUSE



14TH FLOOR

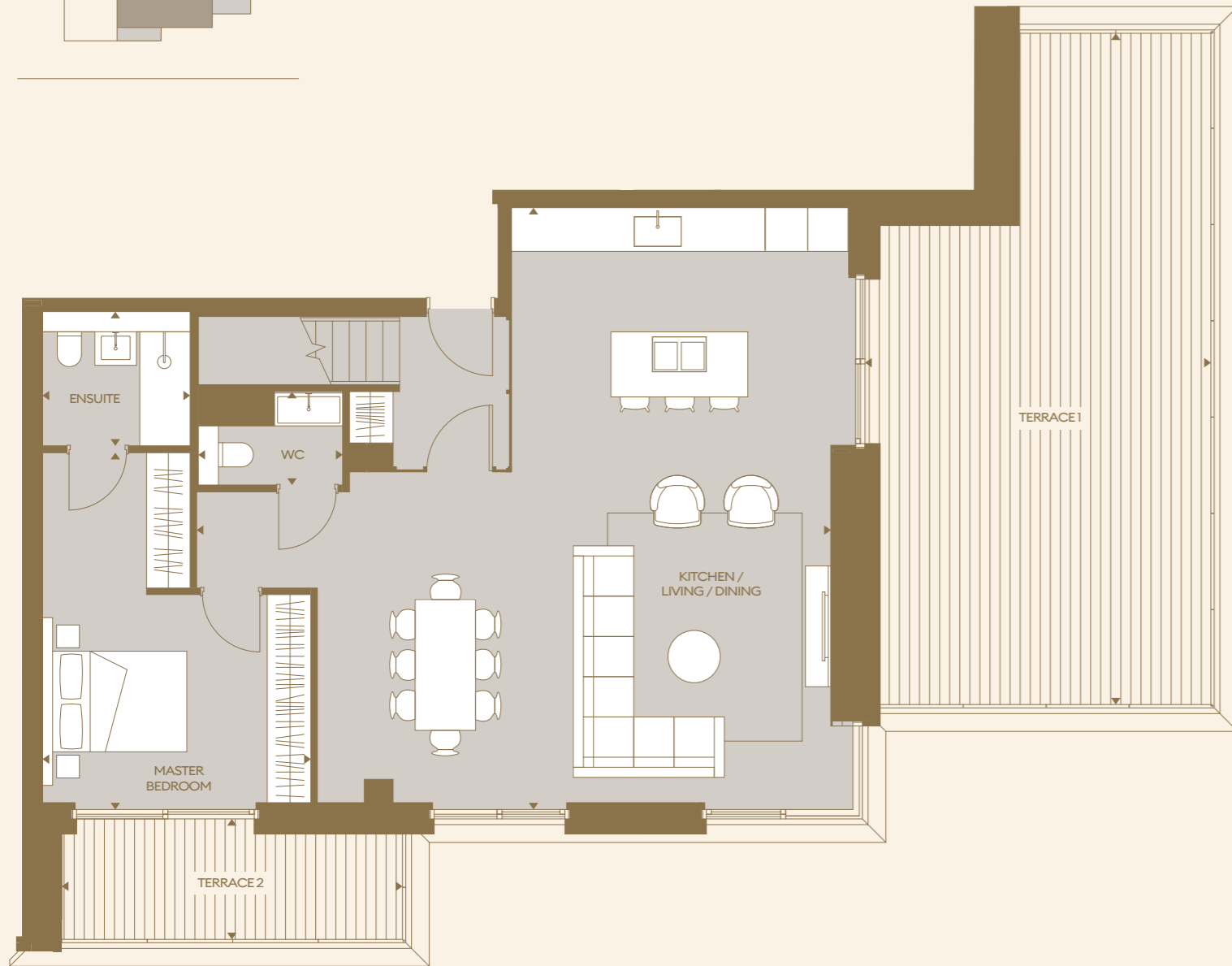
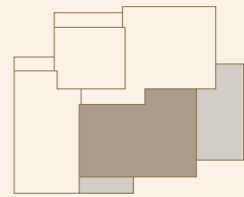
3 BED ROOM

14.03

Fourteenth Floor Area	95.50 sq m	1028 sq ft
Fifteenth Floor Area	42.02 sq m	452 sq ft
Total Internal Area	137.52 sq m	1480 sq ft
Total External Area	107.96 sq m	1162 sq ft

Living/ Kitchen/ Dining Room	9.45m x 8.97m	31' 0" x 29' 5"
Master Bedroom	4.00m x 5.32m	13' 1" x 17' 5"
Ensuite	2.20m x 2.00m	7' 3" x 6' 7"
WC	2.15m x 1.39m	7' 1" x 4' 7"
Terrace 1	5.15m x 10.01m	16' 11" x 32' 10"
Terrace 2	5.08m x 1.80m	16' 8" x 5' 11"


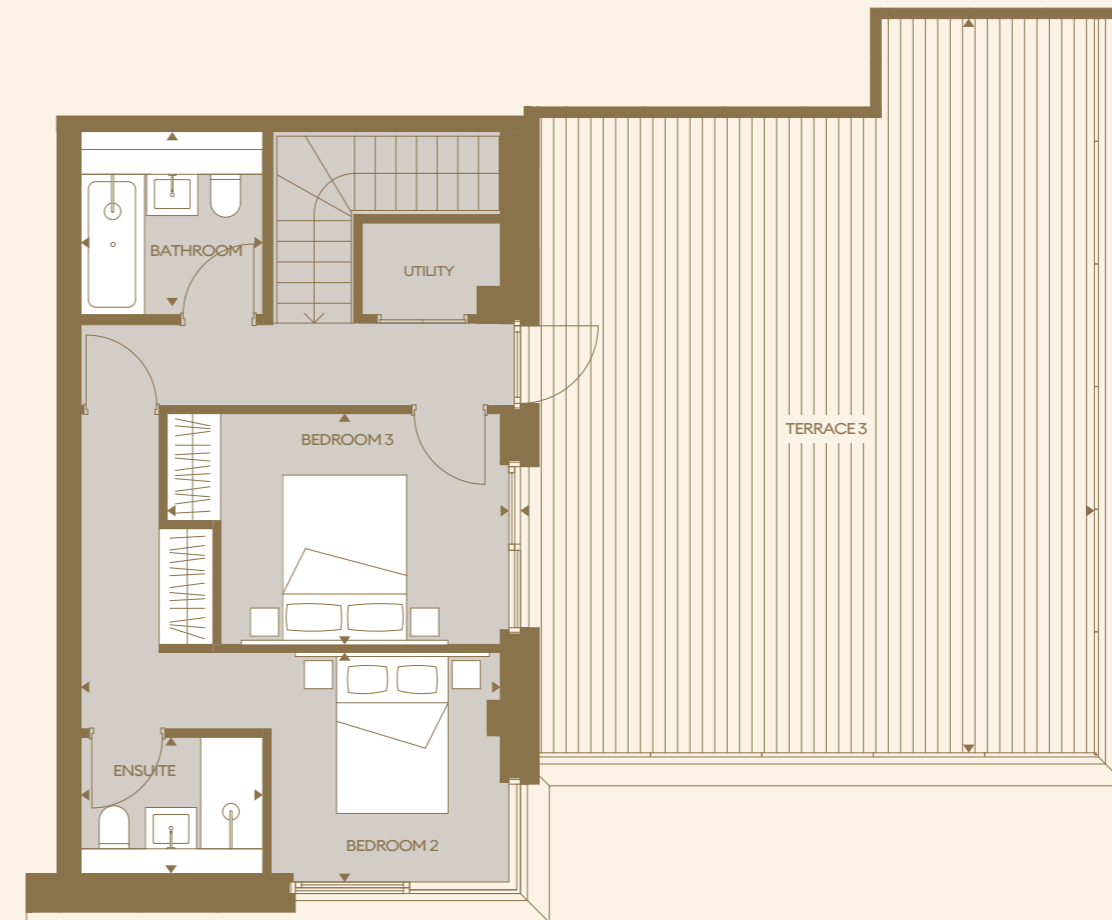
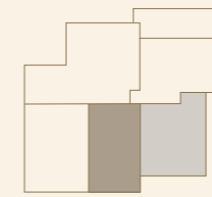
14TH FLOOR



15TH FLOOR

Bedroom 2	5.08m x 2.78m	16' 8" x 9' 1"
Ensuite	2.20m x 1.65m	7' 3" x 5' 5"
Bedroom 3	4.14m x 2.80m	13' 7" x 9' 2"
Bathroom	2.20m x 2.21m	7' 3" x 7' 3"
Terrace 3	6.95m x 8.89m	22' 10" x 29' 2"

15TH FLOOR



SPECIFICATION

KITCHENS

- Individually designed kitchens are of the highest quality and feature lit fluted glass high level wall cabinets, lacquered base units and full height units in oak veneer with a handle-less design and satin nickel detailing
- The worktops are high quality composite stone, selected for both its elegance and practicality, and feature a complimentary Neolith stone splashback (All penthouses feature a Neolith Stone worktop and matching splashback)
- Satin nickel kitchen tap and stainless steel under-mounted sink
- Larger apartments have island or peninsula breakfast bars
- White flush socket plates and switches

STUDIOS & 1 BEDROOM APARTMENTS

Integrated appliances are by Miele and include;

- Multi-function oven
- Microwave oven
- Induction hob
- Full Height Fridge freezer
- Dishwasher

Other appliances;

- Extract hood
- Wine cooler
- Washer dryer in utility room

2 & 3 BEDROOM APARTMENTS

Integrated appliances are by Miele and include;

- Multi-function oven
- Microwave oven
- 80cm venting induction hob
- Full Height Fridge freezer
- Dishwasher
- Warming drawer

Other appliances;

- Wine cooler
- Washer dryer in utility room

PENTHOUSE APARTMENTS

Integrated appliances are by Miele and include;

- Multi-function oven (90cm)
- Multi-function oven (60cm)
- Combi microwave oven
- Warming drawer
- 80cm venting induction hob
- Full Height Fridge freezer
- Wine cooler (60cm)
- Separate Washer & Dryer in utility room

LIVING / DINING

- High quality engineered oak flooring laid in a chevron pattern
- Coffered ceilings with halo lighting features in all living areas
- White eggshell paint finish to skirtings and architraves (including hallway)
- Recessed LED downlights with warm white lamps
- Bespoke slatted room dividers to studio apartments in natural oak
- Sonos system with ceiling recessed speakers in living room
- Living rooms feature a bespoke-designed TV wall in porcelain marble with elegantly detailed shelves and base cabinets in oak veneer (2 and 3-bed and Penthouses only)

BEDROOMS

- Bespoke fitted wardrobes in oak veneer to all bedrooms with hanging rails, shelves, drawers and internal lighting
- All bedroom floors are laid with high-quality fitted carpet with underlay
- Media plate and Sonos system to all master bedrooms (except in studios)
- Master bedroom in penthouses have bespoke fabric bed head panels with integrated floating side tables and fluted glass front drawers. Designer pendant lighting is provided over each bedside table

BATHROOMS AND ENSUITES

- The bathrooms incorporate high-quality white sanitaryware complemented by contemporary satin nickel brassware
- All bathrooms feature a white marble basin incorporating drawers and a shelf which are framed and supported by a feature nickel finish metal frame
- The floors/baths/walk-in showers and vanity walls are finished in white marble
- High-quality paint finish to all other walls
- An integrated Aquavision TV screen is provided in each family bathroom
- All bathrooms and ensuites have recessed mirrored cabinets with integral vanity lighting
- Each bathroom has underfloor heating plus a heated towel rail in satin nickel
- Night light feature in all ensuite bathrooms

CEILINGS

- Apartment ceilings are formed in plasterboard and finishes with a high-quality white paint
- Edge lit ceiling coffers to all living spaces
- Edge lit ceiling coffers to all master bedrooms (except in studios)
- Recessed LED downlighters to all rooms

INTERNAL WALLS AND DOORS

- All internal walls are constructed to a high level of sound proofing and security
- The apartment entrance doors are high-quality solid timber with an oak finish and fitted with British Standard approved security locks
- All internal apartment doors are taller than average with an oak veneer finish
- Door frames are oak and the doors have a high-quality matching oak veneer finish
- Exclusive satin nickel ironmongery is used throughout the apartments

HEATING AND COOLING

- All bedrooms, living, dining and kitchen areas are comfort cooled and heated using a VRF system
- Electrical underfloor heating is provided to all bathrooms and ensuites
- Double glazed windows

AV AND CONNECTIVITY

- Lutron home automated system and full connectivity via the Lutron mobile app which can be downloaded on to any smart phone
- High Definition terrestrial, satellite and internet television cabling is provided to main television points
- Integrated ceiling speakers are installed to Living Room and Master Bedrooms

SMOKE AND HEAT DETECTION

- Heat detectors are located in each kitchen
- Each apartment is provided with its own fire alarm directly interfaced to the main building's fire alarm panel located in the concierge area

THE BUILDING

- Integrated building fire detection system
- 10-year building warranty

LANDSCAPING

- A grand sense of arrival is created by the beautifully landscaped gardens surrounding The Haydon which feature high quality paving and planting

GARDENS AND BALCONIES

- Apartments that have access to balconies feature a glass balustrade, paved flooring and external lighting
- There is a generous communal terrace for all residents on the 11th floor with planting and bespoke seating areas. It has been designed to maximise stunning views across London and beyond

SECURITY AND ACCESS CONTROL

- The development has 24-hour concierge/ security managed by a specialist residential property management company
- In addition, the following measures are in place:
 - Comprehensive CCTV coverage of the entrance and communal areas and full building entry point coverage
 - Video entry smart panel to apartment
 - Fob access key for building entry to all floors, lower ground floor facilities and communal roof garden
 - High-security locks for all external doors and apartment front doors to meet Secure by Design standards or equivalent
 - All external windows and doors are fitted with security locks
 - All windows and doors at ground floor have laminated glazing for improved security

RESIDENTS' FACILITIES

CONCIERGE

- The building has been designed with an elegant and contemporary reception area incorporating a 24hr concierge, featuring art installation and a lounge area for residents and visitors
- The floor is pale marble which contrasts with the bespoke fluted marble wall cladding
- There is a contemporary sculptural ceiling and wall feature formed in drifts of satin nickel metal strands, which also incorporates a bespoke lighting feature

CINEMA

- A sumptuous state of the art surround sound cinema with comfortable sofas and armchairs, each with a side table and light. The space is available to residents and their guests for private events and seats up to 14 people

GYM AND WELLNESS SUITE

- Well-proportioned gym with specialist equipment to support cardio, endurance and strength training
- There is a separate yoga studio and stretch zone
- Feature lighting to ceiling, shock absorbent flooring and floor to ceiling mirrors

SPA POOL

- A dedicated spa pool with its own changing area is located in the wellness suite
- The spa pool area features porcelain timber floors, feature wall and a dramatic black glass mosaic pool
- Subtle mood lighting and artwork complete the calming atmosphere

SECURE UNDERGROUND CAR PARK

- Parking is available by separate negotiation

LIFT LOBBIES AND LIFTS

- Lift lobbies are finished with high-quality finishes to match the interiors of the communal areas, including bespoke timber wall panelling and inset carpets with marble borders
- There are two passenger lift cars which are finished to complement the residential corridors and lift lobbies

BUILDING MANAGEMENT

- A specialist residential property management company will manage the development on behalf of Regal London

THE DESIGN TEAM

- The scheme has been designed by internationally renowned architect ACME
- The landscape design is by Spacehub

1 & 2



IMAGE 1 & 2

All apartments feature high specification and carefully considered materials

DISCLAIMER

The details are intended to give a general indication of the proposed specification. Regal London operates a policy of continuous product development and reserves the right to alter any part of the development specification at any time. Where brands are specified, Regal London reserves the right to replace the brand with another of equal quality or better.

REGAL LONDON

Regal London is one of the Capital's leading privately owned mixed-use developers with a focus on unlocking value from complex urban settings to transform London's landscape and deliver high-quality places for people to live, play, visit and work in.

Regal London has delivered successful projects across the Capital, from Brent to Tower Hamlets and from Barnet to Lambeth. Our developments are characterised by bespoke design and exceptional quality and are built to unlock value, enhance the local environment, and respect local communities.

Unlike many other developers, Regal London are a fully integrated business operating across the entire lifecycle of the asset, which means that we put the customer at the centre of everything we do. We ensure the delivery of outstanding quality and service at every stage of the pre and post development process including land assembly, land use & planning strategy, stakeholder engagement, sales & marketing, construction, customer care and asset management.

We are committed to playing our part in tackling the climate crisis, and to delivering better outcomes for the environment and our local communities through creating positive social value. Our sustainability strategy focusses on three areas: transitioning to net zero carbon by 2030; going beyond biodiversity net gain and helping disadvantaged groups into employment in real estate and construction through our Regal London Real Estate Academies.



Dexters

Dexters New Homes
 newhomeseast@dexters.co.uk
 020 7590 7299

Regal London/Regal Homes Management Ltd/4C Minorities 4 Ltd give notice that this brochure is produced for the general promotion of the properties at The Haydon only and for no other purpose. Information and particulars are set out as a general outline for the guidance of intending purchasers and do not form part of an offer, invitation to treat or contract. All images are for illustration purposes only and are not intended as a visual representation of the specification or properties. These particulars have been prepared in good faith to give an overview of the properties at The Haydon and are believed to be correct as at the date of publication, although accuracy cannot be guaranteed. Any intending purchasers cannot rely on them as statements or representation of fact.

Floorplans are intended to give a general indication of the proposed layout and provide approximate measurements only. Dimensions are not intended to be used for carpet sizes, appliance space or items of furniture. Total areas are provided as Gross Internal Area under the current RICS measuring practice. Design layout and specification may be subject to variation by Regal London/Regal Homes Management Ltd/4C Minorities 4 Ltd and/or third parties and their respective advisors or agents. The name 'The Haydon' is for marketing purposes only and may not form part of the postal address.

Regal London retains the copyright of material in this brochure and may change the content or format at any time. Graphics-05/2022-V1

regal-london.co.uk


REGAL
LONDON