





Honey Lane, Waltham Abbey, EN9 3AY

Westwood Leber are delighted to bring to the market this deceptively spacious three double bedroom family home on this fantastic development in Waltham Abbey. This property offers fantastic living accommodation, comprising of a large lounge, modern fitted wrap around kitchen and three double bedrooms with ample storage space. Further benefits include a drive for parking to the front as well as another allocated parking space, a downstairs w/c, a three-piece family bathroom, and a low-maintenance rear garden with terraced area. An internal viewing is highly recommended!

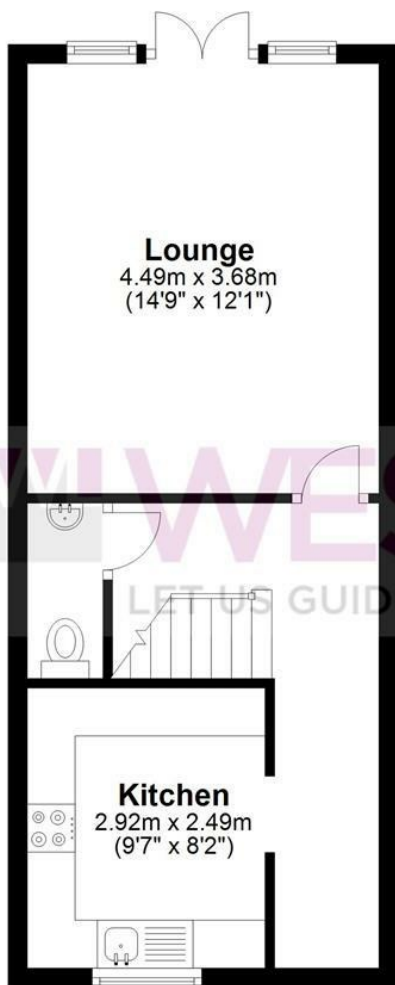


 WESTWOODLEBER

 WESTWOODLEBER
LET US GUIDE YOU HOME

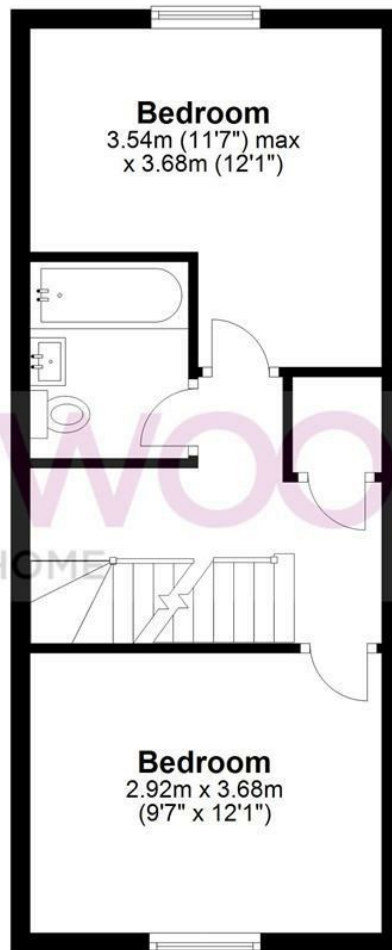
Ground Floor

Approx. 34.7 sq. metres (373.8 sq. feet)



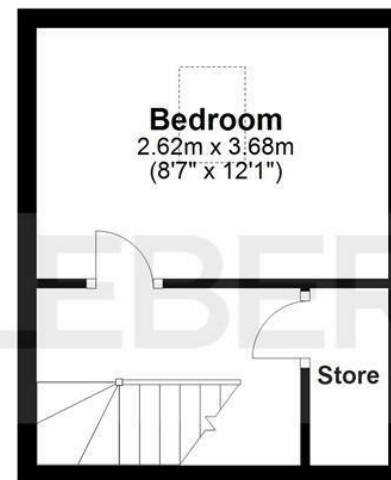
First Floor

Approx. 34.7 sq. metres (373.8 sq. feet)



Second Floor

Approx. 16.8 sq. metres (180.9 sq. feet)



Total area: approx. 86.3 sq. metres (928.4 sq. feet)

FOR ILLUSTRATIVE PURPOSES ONLY. NOT TO SCALE. Whilst every attempt had been made to ensure the accuracy of the floor plan shown, all measurements, positioning, fixtures, features, fittings and any other data shown are an approximate interpretation for illustrative purposes only and are not to scale. No responsibility is taken for any error, omission, miss-statement or use of data shown. Property marketing provided by Westwood Leber.
Plan produced using PlanUp.





