

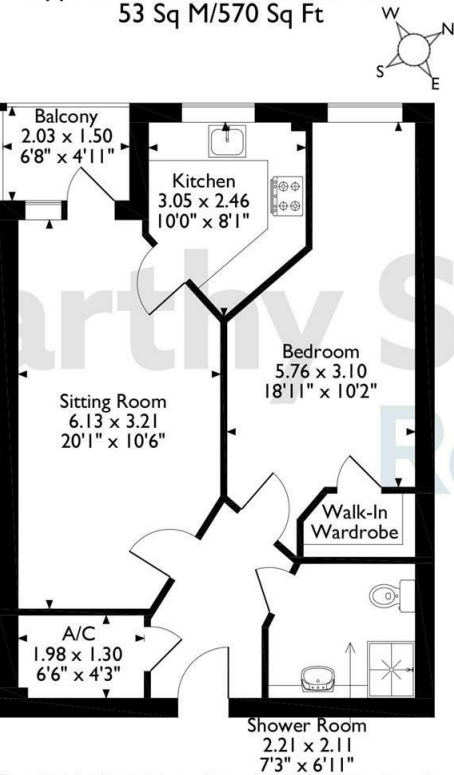
55 Gilbert Place

Lowry Way, Swindon, SN3 1FX

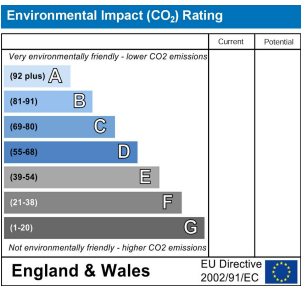
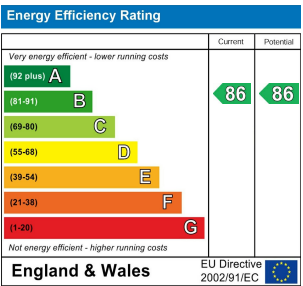
OWNED
PARKING
SPACE



55 Gilbert Place, Lowry Way, Swindon
Approximate Gross Internal Area
53 Sq M/570 Sq Ft



The position & size of doors, windows, appliances and other features are approximate only.
© ehouse. Unauthorised reproduction prohibited. Drawing ref. dig/8641893/DST.



Council Tax Band: C



Asking price £285,000 Leasehold

Very well presented top floor, one bedroom retirement apartment with an allocated parking space and westerly facing walk out balcony accessed from the living room.
On Site Bistro Pet Friendly* Energy Efficient*

Call us on 0345 556 4104 to find out more.

resales@mccarthyandstone.co.uk | mccarthyandstoneresales.co.uk

This floor plan is not drawn to scale and is for illustrative purposes only. Any measurements, floor areas (including any total floor area), openings and orientation are approximate and for guidance only. McCarthy Stone Resales do not take liability for any error, omission or misstatement. All parties must rely on their own inspections. It should not be assumed that any furniture or fittings contained in the photographs are included in any sale. All details referring to time and distances to localities are approximate. Details regarding any common charges and other applicable fees are provided by the seller and should not be relied on without verification and further checks made through a solicitor/conveyancer. Please contact the Property Consultant for further information that Appliances (including central heating) have not been tested, therefore it cannot be assumed that they are in good working order. All interested parties are advised to check availability and make an appointment before travelling to view the property to avoid disappointment or wasted time or travel expenses. The details contained within this brochure are for information purposes only and do not form part of any agreement. All purchases will be subject to contract terms. © All artwork (photos and floorplans) and written content are the sole property and copyright of McCarthy & Stone Resales Limited and are legally protected by UK & International copyright laws. Under no circumstance may you download, reproduce, publish or distribute any content for commercial purposes, without prior written permission from McCarthy Stone Resales. Unauthorised duplication or usage for commercial purposes is prohibited by the Copyright law McCarthy & Stone Resales Limited, Trading as McCarthy Stone Resales • T: 0345 556 4104 • W: mccarthyandstoneresales.co.uk Registered Office: 100 Holdenhurst Road, Bournemouth, Dorset, BH8 8AQ. Registered in England and Wales No. 10716544



Gilbert Place, Lowry Way, Swindon, Wiltshire, SN3 1FX

Gilbert Place
Providing homeowners with style, function and a taste of luxury living, this Retirement Living PLUS development is designed to provide anyone over the age of 70 with the exact amount of independence needed to suit their lifestyle, homeowners can enjoy freshly prepared meals, domestic assistance and tailored, personal care from our dedicated YourLife team.

When homeowners don't feel like cooking, they can visit our on-site bistro style restaurant for carefully selected menus and freshly prepared hot food. They can also go to our delightful communal lounge for a cup of tea or coffee and a catch up with their guests or friends. Plenty of social activities and events take place here, and homeowners can choose whatever level of involvement that they'd like.

For peace of mind, Gilbert Place has a secure door entry system and a 24/7 emergency call system and a scooter store and cycle store provide additional travel options.

The Local Area
Gilbert Place is conveniently located for all amenities available in the bustling town of Swindon, including a Morrisons and a Matalan. In 2.6 miles, you can reach both The Designer Outlet and Brunel Shopping Centre. Here you'll find a huge range of major brands, restaurants and cafés. If you love the great outdoors, Coate Water Country Park and Lawns Park can be reached in 1.6 miles. Featuring meadows, lakes and woodlands, they provide the perfect place for a refreshing stroll.

Getting around both locally and further afield is simple, with regular bus services and transport links accessible nearby. In addition to this, Swindon train station is a 20-minute bus trip from this development and offers links to Bristol, Newbury, Gloucester and London while the M4 can be reached in under half an hour.

If you love the great outdoors, Coate Water Country Park and Lawns Park can be reached in 1.6 miles. Featuring meadows, lakes and woodlands, they provide the perfect place for a refreshing stroll

No.55
No.55 is situated on the top floor and offers a welcoming living room with westerly facing walk out balcony, modern kitchen

with integrated appliances, double bedroom with walk in wardrobe and a modern shower room with walk in shower.

Entrance hallway
The front door with a spy hole leads to the entrance hall where the 24-hour Tunstall emergency response system is situated. From the hallway there is a door to a store/airing cupboard. There are illuminated light switches, a smoke detector and security door entry system. Doors lead to living room, bedroom and shower room.

Living room
Welcoming living room with a double glazed door opening on to a westerly facing walk out balcony. There is ample room for both a dining area and a sitting room area. TV point, telephone point and a partially glazed door leads to a separate kitchen.

Kitchen
Luxury soft white gloss-fronted fitted units with under unit lighting, contrasting worktops with matching upstands and incorporating an inset sink/drain unit. Comprehensive range of integrated appliances comprise; a four-ringed hob with a contemporary glass splash panel and stainless steel extractor hood over, waist-level oven, and concealed fridge and freezer.

Double Bedroom
The large double bedroom has a built-in wardrobe with plenty of hanging and storage space. TV and telephone point, raised power sockets, and an emergency pull-cord.

Shower Room
A modern facility with white sanitary ware comprising; level access shower, back-to-the wall WC with concealed cistern, vanity wash-basin with cupboard unit below and work surface over, mirror above. Ladder radiator, emergency pull cord and extensively tiled walls and floor.

Parking
No.55 is being sold with it's own parking space.

Additional Information & Services

- Ultrafast Full Fibre Broadband available
- Mains water and electricity
- Electric room heating
- Mains drainage

Service Charge
What your service charge pays for:

1 Bed | Asking price £285,000

- Estate Manager who ensures the development runs smoothly
- CQC Registered care staff on-site 24/7 for your peace of mind
- 1 hour cleaning / domestic assistance per week, per apartment
- 24hr emergency call system
- Monitored fire alarms and door camera entry security systems
- Maintaining lifts
- Heating and lighting in communal areas
- The running costs of the onsite restaurant
- Cleaning of communal areas daily
- Cleaning of windows
- Maintenance of the landscaped gardens and grounds
- Repairs & maintenance to the interior communal areas
- Contingency fund including internal and external redecoration of communal areas
- Buildings insurance, water and sewerage rates

The service charge does not cover external costs such as your Council Tax, electricity or TV. Find out more about service charges please contact your Property Consultant or Estate Manager.

Service Charge: £9,979.05 per annum (for financial year ending 28/02/2026.

Ask about our FREE ENTITLEMENTS SERVICE to find out what benefits you may be entitled to to support you with service charges and living costs.
(Often offset by Government Entitlements e.g. Attendance Allowance £3,500-£5,200pa).

Lease information
999 years from 1st Jan 2021.
Ground rent: 435 per annum
Ground rent review: 1st Jan 2036

