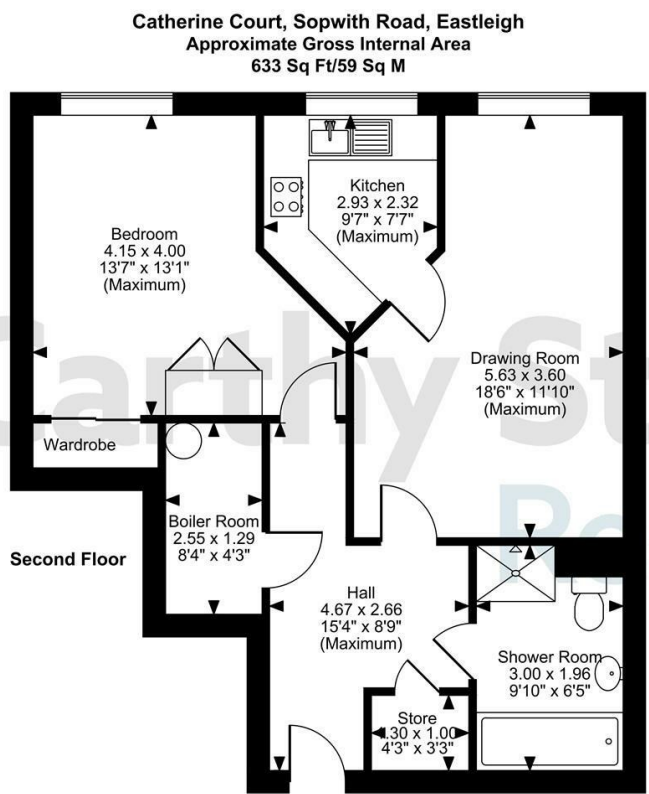


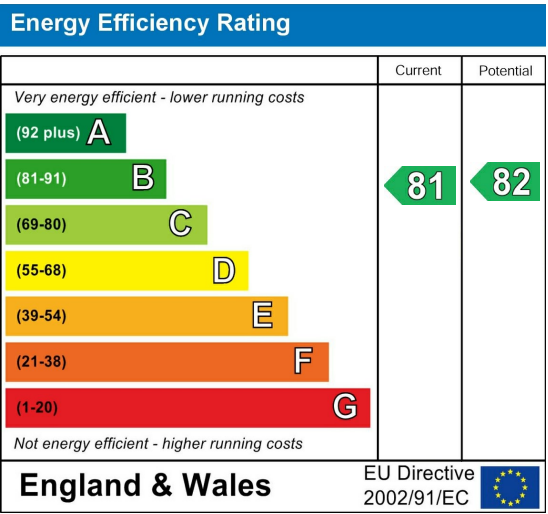
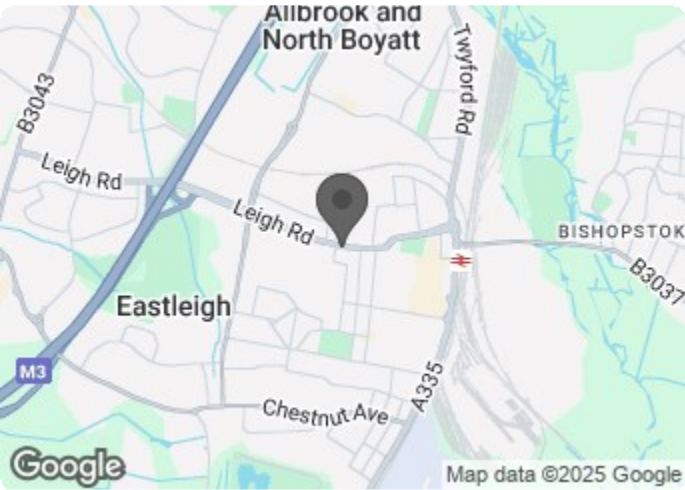
45 Catherine Court

Sopwith Road, Eastleigh, SO50 5LN



FOR ILLUSTRATIVE PURPOSES ONLY - NOT TO SCALE
The position & size of doors, windows, appliances and other features are approximate only.
© ehouse. Unauthorised reproduction prohibited. Drawing ref. dig/8633498/JPN

Council Tax Band: B



Asking price £145,000 Leasehold

Join us for tea & cake at our Open Day - Tuesday 17th June 2025 - from 10am - 4pm - book your place today!

A one bedroom second floor RETIREMENT LIVING PLUS apartment located within Catherine Court which benefits from LANDSCAPED GARDENS, on site restaurant, GUEST SUITE and 24 hour staffing,

Call us on 0345 556 4104 to find out more.

This floor plan is not drawn to scale and is for illustrative purposes only. Any measurements, floor areas (including any total floor area), openings and orientation are approximate and for guidance only. McCarthy Stone Resales do not take liability for any error, omission or misstatement. All parties must rely on their own inspections. It should not be assumed that any furniture or fittings contained in the photographs are included in any sale. All details referring to time and distances to localities are approximate. Details regarding any common charges and other applicable fees are provided by the seller and should not be relied on without verification and further checks made through a solicitor/conveyancer. Please contact the Property Consultant for further information that Appliances (including central heating) have not been tested, therefore it cannot be assumed that they are in good working order. All interested parties are advised to check availability and make an appointment before travelling to view the property to avoid disappointment or wasted time or travel expenses. The details contained within this brochure are for information purposes only and do not form part of any agreement. All purchases will be subject to contract terms. © All artwork (photos and floorplans) and written content are the sole property and copyright of McCarthy & Stone Resales Limited and are legally protected by UK & International copyright laws. Under no circumstance may you download, reproduce, publish or distribute any content for commercial purposes, without prior written permission from McCarthy Stone Resales. Unauthorised duplication or usage for commercial purposes is prohibited by the Copyright law and will be prosecuted.



Catherine Court, Sopwith Road, Eastleigh

1 bed | £145,000

Cathering Court

Catherine Court is a Assisted Living development built by McCarthy & Stone, designed specifically for the over 70s, for those who wish to enjoy independent living but may need some extra care and support. There is an Estate Manager who leads the team and oversees the development. Each apartment has a fully fitted kitchen, underfloor heating, fitted and tiled shower room with level access shower and a 24 hour emergency call system.

Communal facilities include a homeowners lounge where social events and activities take place, a function room and a roof top terrace overlooking the landscaped courtyard. Fully equipped laundry room and a restaurant which is table service and serves freshly prepared meals daily. If your guests wish to stay, there is guest suite accommodation which can be booked (fees apply). There is a 24 hour emergency call system provided by a personal pendant and call points in your bedroom and bathroom as well as onsite management 24 hours a day.

One hour of domestic support per week is included in the service charge at Catherine Court with additional services including care and support available at an extra charge. However, this can be from as little as 15 minutes per session which can be increased or decreased to suit your needs.

Catherine Court is conveniently located for Eastleigh town centre with the High Street located close to the development.

ENTRANCE HALL

Front door with spy hole leads to the entrance hall with individual thermostat and the 24 hour Tunstall

emergency response pull cord system and security door entry system. Illuminated light switches and smoke detector. From the hallway there is a door to a walk in storage and airing cupboard,. Doors lead to the bedroom, living room and bathroom.

LOUNGE

A very well presented living/dining room. Two ceiling light points, power points. Feature electric fire with surround, TV & telephone points. Partially double glazed doors lead onto a separate kitchen.

KITCHEN

Fully fitted modern style kitchen with cupboard doors and co-ordinated work surfaces. Electronically operated double glazed window. Contemporary ceiling lights. Stainless steel sink with chrome mixer tap. There is an integrated fridge/freezer and built-in electric oven and electric ceramic hob with extractor hood over.

BEDROOM

Double bedroom with mirror fitted wardrobes. TV and phone point, ceiling lights.

BATHROOM

Tiled and fitted with bath and walk-in level access shower. Toilet, vanity unit with sink and mirror above, there are grab rails and non slip flooring. Emergency pull cord.

Service Charge

What your service charge pays for:

- Estate Manager who ensures the development runs smoothly
- CQC Registered care staff on-site 24/7 for your peace of mind
- 1 hour cleaning / domestic assistance per week, per apartment
- 24hr emergency call system

- Monitored fire alarms and door camera entry security systems
- Maintaining lifts
- Heating and lighting in communal areas
- The running costs of the onsite restaurant
- Cleaning of communal areas daily
- Cleaning of windows
- Maintenance of the landscaped gardens and grounds
- Repairs & maintenance to the interior communal areas
- Contingency fund including internal and external redecoration of communal areas
- Buildings insurance, water and sewerage rates

The service charge does not cover external costs such as your Council Tax, electricity or TV. Find out more about service charges please contact your Property Consultant or Estate Manager.

Service Charge: £10,384.57 per annum (for financial year ending 31/03/2026).

Ask about our FREE ENTITLEMENTS SERVICE to find out what benefits you may be entitled to to support you with service charges and living costs. (Often offset by Government Entitlements e.g. Attendance Allowance £3,500-£5,200 pa).

Car Parking Permit scheme(subject to availability)

Parking is by allocated space, subject to availability. The fee is usually £250 per annum, but may vary by development. Permits are available on a first come, first served basis. Please check with the House Manager on site for availability.

Ground Rent

Ground Rent £435 per annum
Leasehold 125 Years from June 2012
Ground rent review date: June 2027

Additional Information and Services

- Superfast Fibre Broadband available
- Mains water and electricity
- Electric room heating
- Mains drainage

