
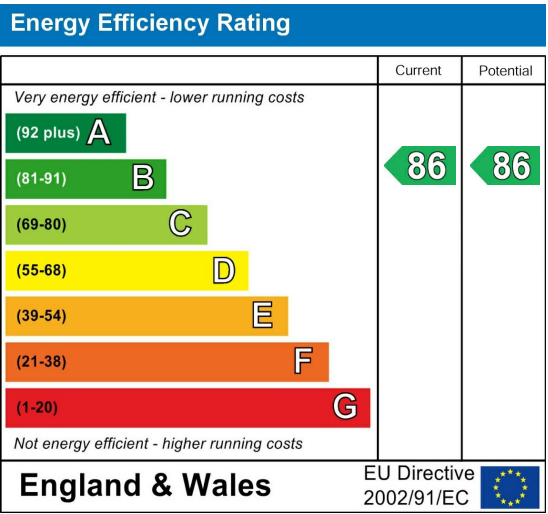
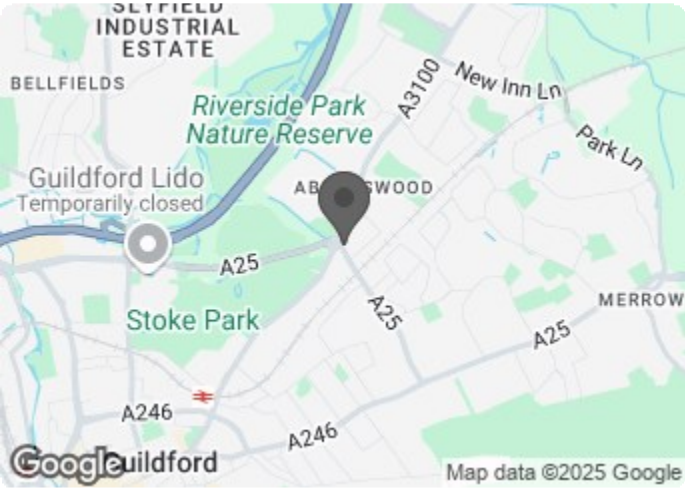


34 The Clockhouse

London Road, Guildford, GU1 1FF



Council Tax Band: D



Asking price £310,000 Leasehold

A beautifully presented one bedroom, second floor apartment benefits from having full length windows in the living room and bedroom making this a very bright property. This is the complete package for independent living at it's finest.

This floor plan is not drawn to scale and is for illustrative purposes only. Any measurements, floor areas (including any total floor area), openings and orientation are approximate and for guidance only. McCarthy Stone Resales do not take liability for any error, omission or misstatement. All parties must rely on their own inspections. It should not be assumed that any furniture or fittings contained in the photographs are included in any sale. All details referring to time and distances to localities are approximate. Details regarding any common charges and other applicable fees are provided by the seller and should not be relied on without verification and further checks made through a solicitor/conveyancer. Please contact the Property Consultant for further information that Appliances (including central heating) have not been tested, therefore it cannot be assumed that they are in good working order. All interested parties are advised to check availability and make an appointment before travelling to view the property to avoid disappointment or wasted time or travel expenses. The details contained within this brochure are for information purposes only and do not form part of any agreement. All purchases will be subject to contract terms. © All artwork (photos and floorplans) and written content are the sole property and copyright of McCarthy & Stone Resales Limited and are legally protected by UK & International copyright laws. Under no circumstance may you download, reproduce, publish or distribute any content for commercial purposes, without prior written permission from McCarthy Stone Resales. Unauthorised duplication or usage for commercial purposes is prohibited by the Copyright law and will be prosecuted.



Call us on 0345 556 4104 to find out more.

resales@mccarthyandstone.co.uk | mccarthyandstoneresales.co.uk

London Road, Guildford

Summary

The Clockhouse is a Retirement Living Plus development built by McCarthy & Stone, designed specifically for the over 70s, for those who wish to enjoy independent living but may need some extra care and support. There is an Estate Manager who leads the team and oversees the development. Each apartment has a fully fitted kitchen, underfloor heating, fitted and tiled shower room with level access shower and a 24-hour emergency call system.

Communal facilities include a homeowners lounge where social events and activities take place, a function room, wellbeing suite and landscaped gardens. There is a fully equipped laundry room and bistro/restaurant which is table service and serves freshly prepared meals daily. If your guests wish to stay, there is guest suite accommodation which can be booked (fees apply). There is a 24-hour emergency call system provided by a personal pendant and call points in your bedroom and bathroom as well as onsite management 24 hours a day.

One hour of domestic support per week is included in the service charge at The Clockhouse with additional services including care and support available at an extra charge. However, this can be from as little as 15 minutes per session which can be increased or decreased to suit your needs.

The Clockhouse is ideally situated a short bus ride into the bustling town center, voted the best luxury shopping destination outside London, offering a range of amenities and activities to enjoy as well as plenty of green space provided by the many local parks in the area such as Loseley Park and Pewley Down nearby. Historic Guildford provides an excellent location for an active and independent retirement. The town centre offers an exclusive range of boutique shops and high street stores, as well as a variety of eateries and entertainment. The development is just a short walk from The Spectrum Leisure Centre, which offers a comprehensive programme of daily activities. Sources of entertainment include a cinema, theatre and galleries. Less than a mile away is Burpham Village which is home to a parade of small shops, two large supermarkets and award winning Sutherland Memorial Park



which provides a wide range of sporting and recreational facilities.

Guildford also benefits from excellent transport links to surrounding towns and cities via rail and road. Easy access to the local bus services and major arterial roads including the A3, M3 and M25. The railway station has trains running directly to London Waterloo.

Entrance Hall

Front door with spy hole leads to the large entrance hall - the 24-hour Tunstall emergency response system is situated in the hall. From the hallway there is a door to a walk-in storage cupboard/airing cupboard. Illuminated light switches, smoke detector, apartment security door entry system with intercom. Doors lead to the bedroom, living room, and shower room.

Living Room

A spacious and bright living/dining room benefitting from full length windows with views over the communal patio and rear landscaped gardens. TV and telephone points, Sky/Sky+ connection point. Two ceiling lights. Fitted carpets, raised electric power sockets. Partially glazed door leads onto a separate kitchen.

Kitchen

Fully tiled and fitted kitchen with a range of modern base and wall units and drawers with contrasting work surfaces. Electrically operated UPVC double glazed window. Stainless steel sink with mono lever tap and drainer. Waist level oven, microwave oven above, ceramic hob with opaque glass splash back, stainless steel cooker hood with extractor and integral fridge freezer.

Bedroom

A spacious double bedroom with a large walk-in wardrobe housing rails and shelving. Ceiling lights, TV and phone point, full length window with views over the landscaped gardens.

Shower Room

Part tiled and fitted with suite comprising of level access shower. Low level WC, vanity unit with wash basin and mirror above. Shaving point, electric ladder style heater and extractor fan.



1 bed | £310,000

Service Charge (Breakdown)

- Service Charge
- Cleaning of communal windows
 - Water rates for communal areas and apartments
 - Electricity, heating, lighting and power to communal areas
 - 24-hour emergency call system
 - Upkeep of gardens and grounds
 - Repairs and maintenance to the interior and exterior communal areas
 - Contingency fund including internal and external redecoration of communal areas
 - Buildings insurance

The service charge does not cover external costs such as your Council Tax, electricity or TV, but does include the cost of your Estates Manager. To find out more about service charges please contact your Property Consultant or Estates Manager.

Service charge: £10,277.70 per annum (for financial year end 30/06/2025)

Leasehold

Lease 999 Years from Jan 2017
Ground Rent: £425 per annum
Ground Rent Review Date: Jan 2032

Additional Information & Services

- Gfast Fibre Broadband available
- Mains water and electricity
- Electric room heating
- Mains drainage

