



2 Exmoor Close, Taw Hill, Swindon, SN25 1FD

- Detached House
- Three Bedrooms
- Garage/Utility Room
- Driveway Parking
- Kitchen & Dining Area
- Front & Rear Garden
- Downstairs Cloakroom
- Living Room
- No Pets
- Available From 22.05.2024

£1,375 PCM



Primary Homes & Lettings are pleased to offer this three bedroom detached house offered unfurnished. Located in quiet cul de sac in the popular area of Taw Hill, within walking distance to all local amenities, schools and doctors surgery. The accommodation briefly comprises of entrance hallway, cloakroom, living room, kitchen/dining area, three bedrooms and bathroom. Property also benefits from front and rear garden, garage/utility room, driveway parking, gas central heating and uPVC double glazing. An early viewing is highly recommended.

Entrance Hallway

uPVC front door. Stairs to first floor. Tiled flooring. Radiator.

Cloakroom

Obscured uPVC window to side elevation. White pedestal hand wash basin. Low level W.C. Tiled flooring. Radiator.

Living Room

uPVC window to front elevation. Radiator. Doors to dining room.

Dining Area

uPVC French doors to garden. Under stairs cupboard. Radiator.

Kitchen

uPVC window to rear elevation. Wooden wall and base units with rolled edge worktop. Stainless steel sink and drainer with half bowl. Single oven. Gas hob with extractor over. Space and plumbing for dishwasher. Space for fridge/freezer. Part tiled walls. Tiled flooring.

Landing

uPVC window to side elevation. Airing cupboard. Loft access.

Bedroom One

uPVC window to front elevation. Built in wardrobes. Radiator.

Bedroom Two

uPVC window to rear elevation. Radiator.

Bedroom Three

uPVC window to rear elevation. Radiator.

Bathroom

Obscured uPVC window to front elevation. White suite comprising of panelled bath with shower over, pedestal hand wash basin and low level W.C. Extractor fan Fully tiled walls. Tiled flooring, Heated towel radiator.

Front

Driveway parking. Enclosed by picket fencing. Laid to lawn with mature shrubs and tree. Paved path leading to front door. Gated rear access. Outside light.

Rear Garden

Enclosed by timber fencing. Paved patio. Lawn/gravelled areas with shrub borders. Outside tap. Timber shed. Pedestrian access to utility. Gated access to front.

Utility/Garage

Space and plumbing for washing machine and tumble drier. Up and over garage door. Light and power. uPVC door to rear garden.

Tenant Information

Length of Tenancy: Long term let with initial tenancy agreement of 6 months

Council: Swindon Borough Council

Tax Band: D

Photographs

Please note that photos were taken prior to the current tenants moving into the property.

Sizes

Please note, all measurements of room sizes given are not guaranteed and figures are for guidance only.

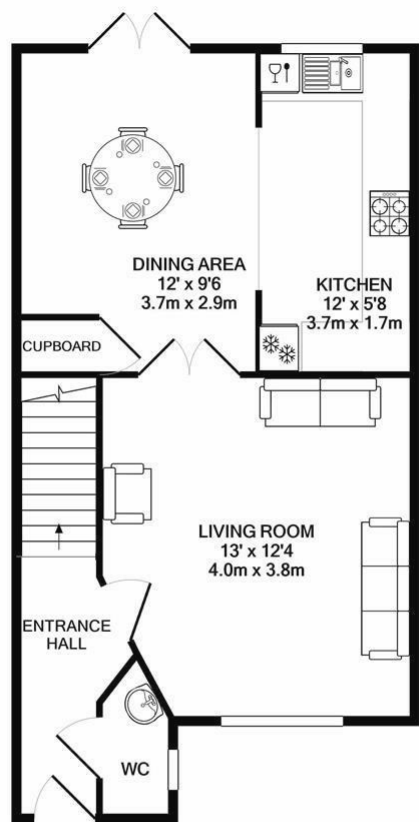
Viewings

Strictly via our Swindon office telephone (01793) 641641.

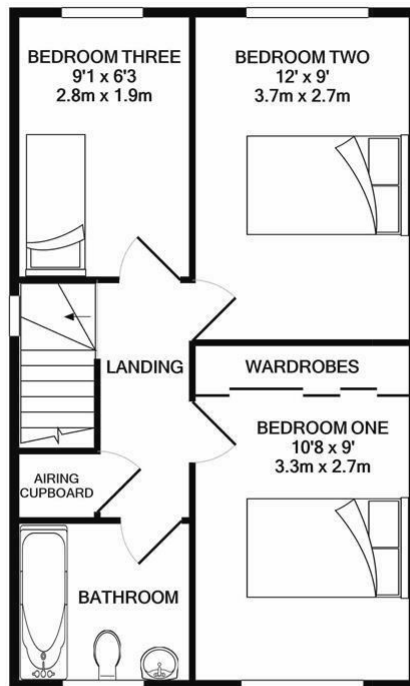


PRIMARY HOMES & LETTINGS

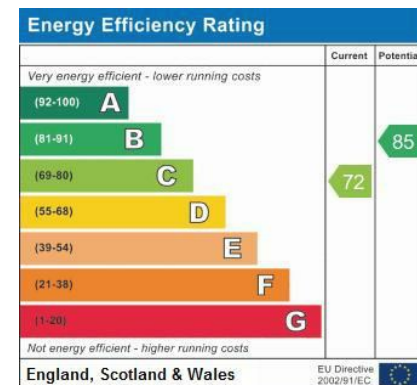
Tel: 01793 641 641



GROUND FLOOR



1ST FLOOR



FOR ILLUSTRATION ONLY
TOTAL APPROX. FLOOR AREA 818 SQ.FT. (76.0 SQ.M.)

Whilst every attempt has been made to ensure the accuracy of the floor plan contained here, measurements of doors, windows, rooms and any other items are approximate and no responsibility is taken for any error, omission, or mis-statement. This plan is for illustrative purposes only and should be used as such by any prospective purchaser. The services, systems and appliances shown have not been tested and no guarantee as to their operability or efficiency can be given
Made with Metropix ©2021

101 Commercial Road, Swindon, SN1 5PL
Tel: 01793 641641 Fax: 01793 618127
Email: info@primaryhomesandlettings.co.uk
www.primaryhomesandlettings.co.uk