



GUIDE PRICE  
£350,000  
Wyndham Way  
Winchcombe GL54 5NP





## THE PROPERTY

\*Sold (stc) by Adams\*

Available with no onward chain, a 2007-built four bedroom semi-detached house with two reception rooms, three bath/shower rooms, a private rear garden with shed and allocated parking for two vehicles. Features include a kitchen/breakfast room to the rear of the property, a principal bedroom with en suite, walk-in wardrobe and lovely views, a family bathroom, three further bedrooms, a ground floor cloak/shower room, a first floor sitting room and a ground floor family/dining room. The amenities of Winchcombe are all within walking distance.

4



3



2



## SITUATION

Winchcombe is an ancient Saxon town situated on the famous Cotswold Way about 7 miles north-east of Cheltenham (2hrs to London Paddington by train), 8 miles from Broadway and 16 miles from Gloucester. Many of the houses are listed as being of architectural interest and part of the town lies within the Cotswolds Area of Outstanding Natural Beauty. The thriving local community offers an excellent range of amenities including independent shops, supermarkets, several pubs and restaurants, dental and doctors surgeries, a library, an 'Outstanding' primary school, a secondary school and numerous clubs and societies.

## ADDITIONAL INFORMATION

Mains gas, electricity, water and drainage are connected. Gas central heating via combi boiler.


Broadband connection and Mobile coverage: Fibre to the cabinet broadband is available to be connected. Mobile signal available - see: [checker.ofcom.org.uk](http://checker.ofcom.org.uk)









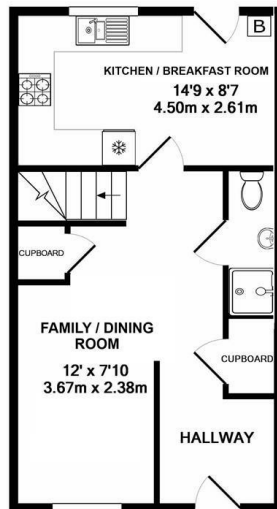


#### OFFICE ADDRESS

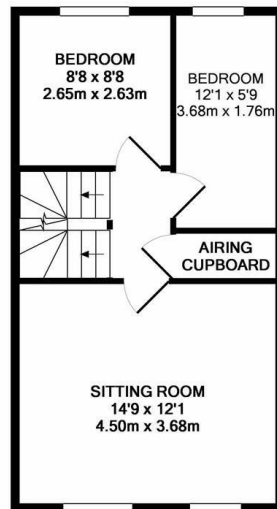
Hereford House, 20 North  
Street, Winchcombe,  
Cheltenham, Gloucestershire,  
GL54 5PS

#### OFFICE DETAILS

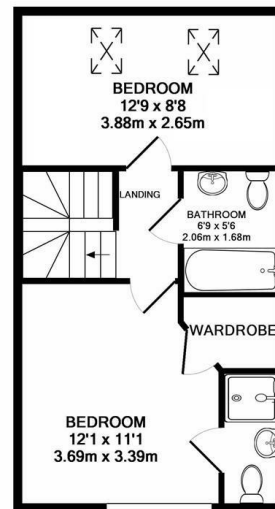
01242 603601  
sales@adamsestateagents.com  
www.adamsestateagents.com



GROUND FLOOR  
APPROX. FLOOR  
AREA 540 SQ.FT.  
(50.2 SQ.M.)



1ST FLOOR  
APPROX. FLOOR  
AREA 394 SQ.FT.  
(36.6 SQ.M.)



2ND FLOOR  
APPROX. FLOOR  
AREA 394 SQ.FT.  
(36.6 SQ.M.)

**TOTAL APPROX. FLOOR AREA 1328 SQ.FT. (123.4 SQ.M.)**

Whilst every attempt has been made to ensure the accuracy of the floor plan contained here, measurements of doors, windows, rooms and any other items are approximate and no responsibility is taken for any error, omission, or mis-statement. This plan is for illustrative purposes only and should be used as such by any prospective purchaser. The services, systems and appliances shown have not been tested and no guarantee as to their operability or efficiency can be given

Made with Metropix



#### TENURE

Freehold

#### LOCAL AUTHORITY

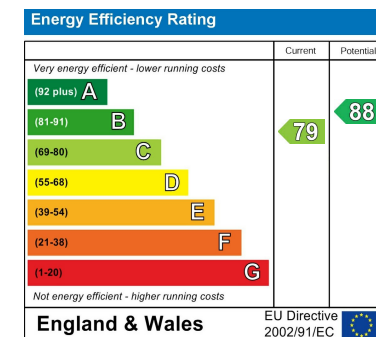
Tewkesbury Borough Council

#### COUNCIL TAX BAND

D

#### VIEWINGS

By prior appointment only



Agents Note: Whilst every care has been taken to prepare these particulars, they are for guidance purposes only. All measurements are approximate and are for general guidance purposes only and whilst every care has been taken to ensure their accuracy, they should not be relied upon and potential buyers/tenants are advised to recheck the measurements