



Hopton Road, Symonds Green, Stevenage, SG1 2LF

TRULY EXCEPTIONALLY Finished NEWLY BUILT SPACIOUS Three Bedroom DETACHED Family Home with DRIVEWAY for SIX CARS with EV Charger Located in the Desirable Symonds Green. Features include WONDERFUL 23FT FITTED KITCHEN/DINER, 22FT Lounge Area with Opening by Fold Doors, Downstairs Cloakroom, LARGE UTILITY ROOM, Three DOUBLE BEDROOMS, FAMILY BATHROOM with Shower and Bath, LANDSCAPED REAR GARDEN, Underfloor Heating Throughout, Ideal Walking Distance to Fisherman Pub, Stevenage Train Station, Old Town and Lister Hospital, 10 YEAR WARRANTY, Viewing Highly Recommended.

£630,000

Hopton Road, Symonds Green, Stevenage, SG1 2LF

- Truly Exceptionally Finished NEWLY BUILT Spacious Three Bedroom Detached Family Home
- Located in the Desirable Symonds Green
- 22ft Lounge Area with Byfold Doors Opening to Garden
- Three Double Bedrooms
- Landscaped Rear Garden
- Driveway for up to SIX Cars with EV Charger
- Wonderful 23ft Kitchen/Diner
- Downstairs Cloakroom and Large Utility Room
- Family Bathroom with Shower Cubicle and Bath
- Ideal Walking Distance to Stevenage Train Station, Old Town and Lister Hospital

Entrance Hallway

12'7 x 4'6 (3.84m x 1.37m)

Composite Door, Coconut Matting, Oak Stair Case with Glass Balustrade, Understairs Cupboard, Consumer Unit.

Downstairs WC

4'4 x 5'7 (1.32m x 1.70m)

Low Level WC, Velux Window to Front Aspect, Heated Towel Rail, Tiled Flooring, LED Mirror, Wash Basin with Mixer Tap, Vanity Cupboard, LED Spot Lighting.

Utility Room

10'4 x 10'11 (3.15m x 3.33m)

Quartz Work Surfaces, Cupboards at Eye and Base Level, Bosch Washing Machine and Tumble Dryer, Double Glazed Window to Side Aspect, Tiled Splash Back, Built in Freezer, LED Spot Lighting, Water Softener, Speaker.

Kitchen and Dining Room

23'4 x 10'9 (7.11m x 3.28m)

Quartz Work Surfaces, Cupboards at Eye and Base Level, Tiled Splash Back, Bosch 5 Ring Gas Hob and Electric Cooker, Extractor Fan, Double Bosch Oven, LED Plinth Lighting, Built in Fridge, Underfloor Heating, Speaker.

Lounge Area

12'3 x 22'1 (3.73m x 6.73m)

Flooring, By Fold Doors Opening to Garden, Media Connection, Double Doors Opening to Kitchen/Diner, LED Spot Lighting.

Landing

16'4 x 3'6 (4.98m x 1.07m)

Doors to all rooms, Loft Access with Carpet and Lighting, Double Glazed Window to Front Aspect, Strip Lighting, 3 x Sockets.

Bedroom One

11'6 x 10'2 (3.51m x 3.10m)

Fitted Wardrobes, Double Glazed Window to Front Aspect, Single Panel Radiator, LED Spot Lighting.

Bedroom Two

8'7 x 10'3 (2.62m x 3.12m)

Fitted Wardrobes, Double Glazed Window to Rear Aspect, Single Panel Radiator, LED Spot Lighting.

Bedroom Three

7'3 x 11'6 (2.21m x 3.51m)

Double Glazed Window to Rear Aspect, Fitted Wardrobe with Sensor Light, LED Spot Lighting.

Bathroom

9'0 x 7'9 (2.74m x 2.36m)

Heated Towel Rail, Shaver Point, Fully Tiled Surround, Low Level W.C, Wash Basin with Tiled Splash Back, Double Glazed Window to Side Aspect, Extractor Fan, Shower Cubicle with Mains Shower, Bath with Mixer Tap, Speaker.

Rear Landscaped Garden

Limestone Patio Area, Outside Tap and Lighting, Artificial Grass, Rear Gated Access, Iron Fencing, Timber Fencing with Concrete Posts.

Front Driveway with EV Charger

Driveway for 6 Cars, Newly Block Paved, EV Charger.

Local Information and Property Information


Symonds Green is one of the most well respected areas on the edge of Stevenage, and offers excellent walks to Todds Green, Fishers Green and beyond. There is a local shopping area offering a CO-OP along with a Health Care Centre, also there is The Fisherman Pub and The Cricket Billet Pub which have a great local reputation.

The property comes with a 10 Years Warrantee.






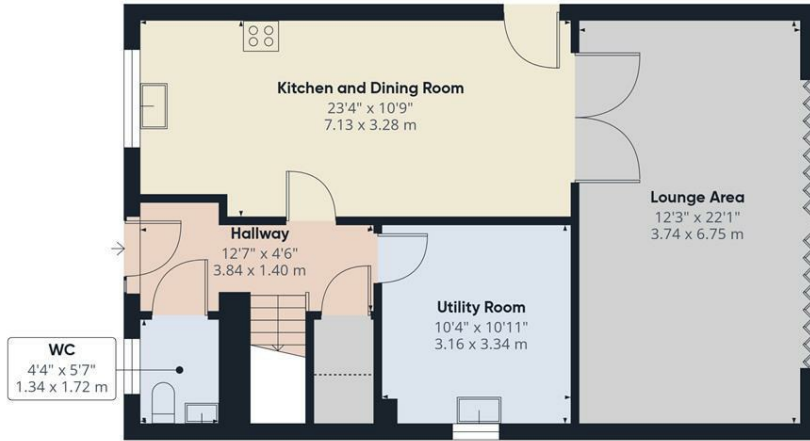
Geoffrey
Matthew



Geoffrey
Matthew



Floor Plan



Floor 0



Floor 1

Approximate total area^m
1238 ft²
115 m²

(1) Excluding balconies and terraces

Reduced headroom
----- Below 5 ft/1.5 m

Calculations reference the RICS IPMS 3C standard. Measurements are approximate and not to scale. This floor plan is intended for illustration only.

GIRAFFE 360



Council Tax Details

Band:

Energy Efficiency Rating		Environmental Impact (CO ₂) Rating			
	Current	Potential		Current	Potential
Very energy efficient - lower running costs			Very environmentally friendly - lower CO ₂ emissions		
(92 plus) A			(81-91) A		
(81-91) B			(69-80) B		
(69-80) C			(55-68) C		
(55-68) D			(39-54) D		
(39-54) E			(21-38) E		
(21-38) F			(1-20) F		
(1-20) G			Not environmentally friendly - higher CO ₂ emissions		
Not energy efficient - higher running costs			Not environmentally friendly - higher CO ₂ emissions		
England & Wales	EU Directive 2002/91/EC		England & Wales	EU Directive 2002/91/EC	

These particulars, whilst believed to be accurate are set out as a general outline only for guidance and do not constitute any part of an offer or contract. Intending purchasers should not rely on them as statements of representation of fact, but must satisfy themselves by inspection or otherwise as to their accuracy. No person in this firm's employment has the authority to make or give any representation or warranty in respect of the property.

Old Harlow: 01279 444988 Email: harlow@geoffreymatthew.co.uk
Great Ashby: 01438 740111 Email: greatashby@geoffreymatthew.co.uk