



The art of London living



Welcome to West Hampstead Central, an exclusive collection of 1 and 2 bedroom apartments that embodies the distinctive style of this desirable London village.

With its well-connected location on vibrant West End Lane and close to Hampstead Village, benefiting from fast links into central London and leafy parks and squares nearby, West Hampstead Central offers an exceptional place to live and a beautifully crafted lifestyle.

The art of London living





INNOVATIVE VISION INSPIRED BY *traditional craftsmanship*



West Hampstead Central fuses local heritage with contemporary design and vision to create a unique place that caters for today's lifestyles.

The design is inspired by the area's elegant vernacular of mansion blocks. The red brick façade and aluminium windows echo the simple colour palette, repeated shapes and proportions of the local architecture. Areas of brick pattern add detail, while the balconies echo the wrought iron railings synonymous with the local area.

As well as taking cues from the past, the design also embraces the future, with thoroughly modern building techniques for greater energy efficiency and sustainability. Natural light is maximised, with expansive glazing to each apartment.

Gardens have been created to provide the green spaces and natural landscaping that people yearn for.

With dedicated co-working spaces on the ground and first floors, retail and small businesses create a hive of activity. As a result, West Hampstead Central will become an integral part of the community and a hub within a highly sought-after area – a place where you can work as well as eat, sleep and play.

West Hampstead Central presents a rare opportunity to own a modern home, and live a thoroughly modern lifestyle, in a famous London borough, which is rich in culture and heritage.

Timeless design

COMBINED WITH MODERN LIFESTYLE AMENITIES





O2 SHOPPING CENTRE

CANARY WHARF

30 ST MARY AXE
(GHERKIN)

20 FENCHURCH STREET
(WALKIE-TALKIE)

THE SHARD

BT TOWER

LONDON EYE

MAYFAIR

BUCKINGHAM PALACE

HYDE PARK

PRIMROSE HILL

ST PAUL'S CATHEDRAL

REGENT'S PARK

ST JOHN'S WOOD

LORD'S CRICKET
GROUND

ABBEE ROAD
STUDIOS


PADDINGTON



WEST END LANE


WEST HAMPSTEAD
UNDERGROUND
3 minute walk


WEST HAMPSTEAD
OVERGROUND
2 minute walk


WEST HAMPSTEAD
THAMESLINK
2 minute walk



HAMPSTEAD



ALL OF LONDON
within easy reach

West Hampstead Central enjoys a prime location within London,
with many of the capital's top attractions and neighbourhoods
a walk, bike ride or quick tube journey away.

- | | | |
|----------------------|-----------------|---------------------|
| Shopping | Performance art | National Rail |
| Bars and restaurants | Museums | Underground station |
| Art galleries | Universities | Crossrail |

CAMDEN

ISLINGTON

ST JOHN'S WOOD

BLOOMSBURY

THE CITY

PADDINGTON

MAYFAIR

SOHO

SOUTHBANK

KNIGHTSBRIDGE

WESTMINSTER

KENSINGTON

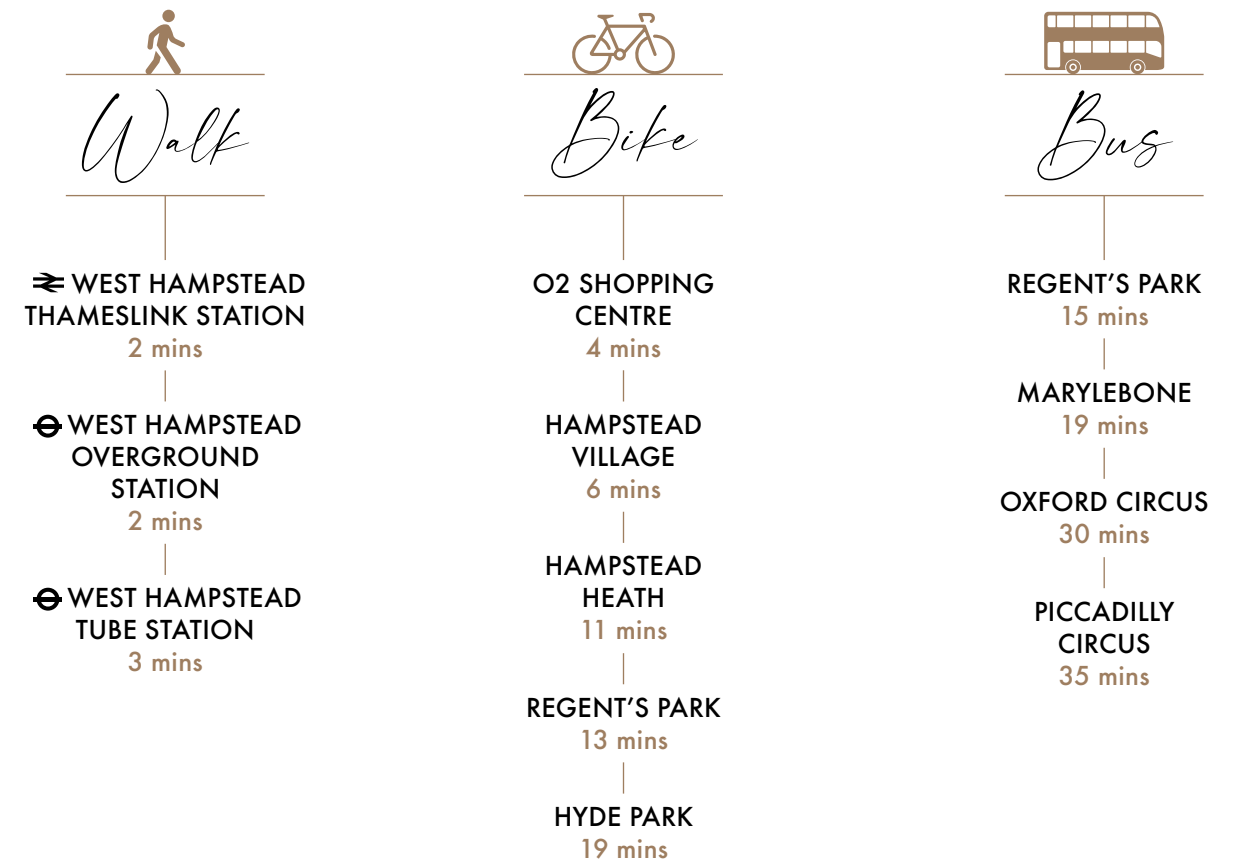
NOTTING HILL

HOLLAND PARK


Map not to scale, for illustrative purposes only

TRAVEL EFFORTLESSLY through London

With a choice of transport options minutes from your front door, the journey from West Hampstead Central into the West End, the City and Canary Wharf couldn't be easier – whether you are travelling for work or for play. Life at West Hampstead Central opens up the whole of this great city – for you.



3 STATIONS WITHIN 3 MINUTES' WALK OF WEST HAMPSTEAD CENTRAL



A CITY OF INFINITE *Opportunity*



Regent Street



Royal Albert Hall



St James's Park



Palace of Westminster and Houses of Parliament

There's nowhere quite like London. It's an intoxicating mix of iconic buildings and historic streets; high end department stores and bustling markets; world-class museums and pop-up galleries; and a cornucopia of dining choices for every taste and occasion. The result is exhilarating, with acres of glorious parks and green spaces for when you want to catch your breath.

The City is still a leading financial and business district, while London's top universities regularly rank among the world's best.

Living at West Hampstead Central means that you have the capital ready and waiting for you to explore and take advantage of, whenever you want.



City of London

FIRST CLASS Education

West Hampstead Central is well placed for educational opportunities, with a wide choice of schools, colleges and universities for students of all ages within easy reach. For younger children there are two primary schools just a short walk away, one rated 'outstanding' and the other 'good' by the UK's educational inspectorate Ofsted. For secondary-age pupils, options include Hampstead School and The UCL Academy, both rated 'Good' by Ofsted.

There are also several renowned independent schools in the area, including South Hampstead High School, Hereward House, Highgate School, The King Alfred School, Northbridge House School and The American School in London.

For older students, London's top universities – including University College London, London School of Economics and Imperial College London – can be quickly reached by tube or bike.

London
Business
School

London Business School

2.7 miles
15 mins by bike
21 mins by tube from West Hampstead

REGENT'S
UNIVERSITY LONDON

Regent's University London

3.3 miles
17 mins by bike
18 mins by tube from West Hampstead

UCL

UCL

4 miles
22 mins by bike
21 mins by tube from West Hampstead

ual: central
saint martins

Central Saint Martins

4 miles
23 mins by bike
27 mins by tube from West Hampstead

UNIVERSITY OF
WESTMINSTER

University of Westminster

4.3 miles
24 mins by bike
25 mins by tube from West Hampstead

Imperial College
London

Imperial College London

4.5 miles
25 mins by bike
37 mins by tube from West Hampstead

KING'S
COLLEGE
LONDON

King's College London

4.9 miles
32 mins by bike
32 mins by tube from West Hampstead

LSE
THE LONDON SCHOOL
OF ECONOMICS AND
POLITICAL SCIENCE

London School of Economics

5.2 miles
29 mins by bike
33 mins by tube from West Hampstead

CITY
UNIVERSITY OF LONDON
13 1884

City University

5.4 miles
32 mins by bike
30 mins by rail from West Hampstead
Thameslink

LSBU

London South Bank University

6.5 miles
36 mins by bike
31 mins by tube from West Hampstead

Source: Bike times – [google.co.uk/maps](https://www.google.co.uk/maps)
Rail times – [nationalrail.co.uk](https://www.nationalrail.co.uk) Tube times – [tfl.gov.uk](https://www.tfl.gov.uk)

SO MANY NEIGHBOURHOODS *To explore*

It's not just the charms of NW6 on your doorstep at West Hampstead Central; venture a little further and there is even more to explore on foot.



FINCHLEY ROAD

0.5 miles 3 mins by bike

Bustling Finchley Road is home to large supermarket branches, a multiplex cinema and the O2 Shopping Centre with a range of high street brands and eateries. Off the main thoroughfare itself are cafés, delis, restaurants and smaller shops.



HAMPSTEAD VILLAGE

1 mile 6 mins by bike

Perhaps one of London's most famous villages, Hampstead is full of charm. Beautiful Georgian architecture, leafy streets and historic buildings make it a delight to wander through, or spend time browsing the boutiques of Heath Street and Hampstead High Street. An array of patisseries, bistros, cafés, restaurants and traditional pubs offer plenty of choice for breakfast, dinner and everything in between.



BELSIZE PARK

1.2 miles 9 mins by bike

Tree lined streets, fine architecture and a village feel make Belsize Park a delight to walk around. Picturesque England's Lane is home to independent shops, food stores and cafés, while Haverstock Hill and the surrounding streets offer a tempting range of neighbourhood restaurants.



ST JOHN'S WOOD

1.4 miles 10 mins by bike

On the way into central London is the affluent neighbourhood of St John's Wood, home to Lord's Cricket Ground. Its distinctive mansion apartment buildings line the streets, with smart shops, salons and restaurants at ground level. St John's Wood Church Gardens run along the bottom of the high street; across the road is the Regent's Canal, and beyond that the open spaces and regal gardens of Regent's Park.



Hampstead Heath



Hampstead Heath bathing pond



Brewhouse Café, Kenwood House

ROAM AMID ACRES OF *green landscape*



Parliament Hill Viewpoint, Hampstead Heath

Hampstead Heath is one of London's most iconic green spaces, over 800 acres in size and the inspiration for numerous books, poems and films. The abundance of nature provides a complete contrast to the urban environment, with woods and meadows to ramble through, and the famous swimming ponds for a bracing dip.

Within the heath is the beautifully landscaped Hill Garden and the pergola, a magical series of pillars and arches entwined with vines and flowers. Hampstead Heath is just 11 minutes by bike from West Hampstead Central, so you can enjoy this inspiring landscape whenever you want.

Situated in the south east corner of Hampstead Heath, Parliament Hill is the highest point in London and offers spectacular views over the city. There is also an athletics track, cricket ground, lido, tennis courts, playground and café.

Nearby Primrose Hill is another of the city's special green spaces and a wonderful viewpoint overlooking central London. It was once where duels and prize-fights took place; now it's the perfect spot for picnics and strolls.

EXPLORE HAMPSTEAD'S *artistic heritage*



The Affordable Art Fair, Hampstead Heath

Living at West Hampstead Central enables you to enjoy central London's diverse cultural scene, with many of its institutions, galleries, museums, theatres and performance venues a short tube, train or taxi journey away.

However, West Hampstead itself is also particularly rich in art and culture. Artists, writers and thinkers have flocked here for centuries. Within Hampstead Village you'll find Keats House, the home of John Keats and where he wrote 'Ode to a Nightingale'; the beautiful Queen Anne-era Burgh House, home to a full programme of exhibitions, talks, concerts, recitals and other events; and Fenton House, a handsome 17th century

building with a beautiful walled garden. There are also numerous galleries in the village with a range of art on display.

Situated on the edge of Hampstead Heath, Kenwood House is a stunning example of neoclassical architecture with exquisite interiors and a fine collection of masterpieces. It's surrounded by 112 acres of landscaped gardens and parkland, in striking contrast to the natural beauty of the heath. Between Belsize Park and Hampstead Heath is the Freud Museum, the final home of Sigmund and Anna Freud and now host to permanent and temporary exhibitions, talks and events.



Kenwood House outdoor music venue



Kenwood House

THE HEART AND SOUL OF *West Hampstead*



West Hampstead is one of the best of London's rare villages – a place where you can live a local lifestyle in one of the world's greatest cities.

Step out of your home at West Hampstead Central and you'll find yourself on West End Lane, the lively epicentre of NW6.

This enviable location combines close proximity to transport links, shops and bars, with easy access to tree-lined streets and beautiful green spaces. It's a dynamic community, which cherishes the unique spirit and character of this

London village. Independent shops, cafés, bars and restaurants line West End Lane, with boutique gyms and fitness studios, sports clubs and art galleries established throughout the area.

West Hampstead is a place where residents spend their time in the evening and at weekends, giving the area its own animated atmosphere. Locals have their favourite restaurants for evenings out, cafés for brunch, and shops that welcome them by name. West Hampstead Central will enable residents to embrace this appealing lifestyle.

Shops

- 1 Mill Lane Garden Centre
- 2 The Village Haberdashery
- 3 Thou Art in Hampstead
- 4 Little Waitrose
- 5 Season Cookshop
- 6 Tannin & Oak
- 7 Galton Flowers
- 8 North West 6 Gift Shop
- 9 O2 Shopping Centre
- 10 Hampstead High Street
- 11 Space NK

Eating out

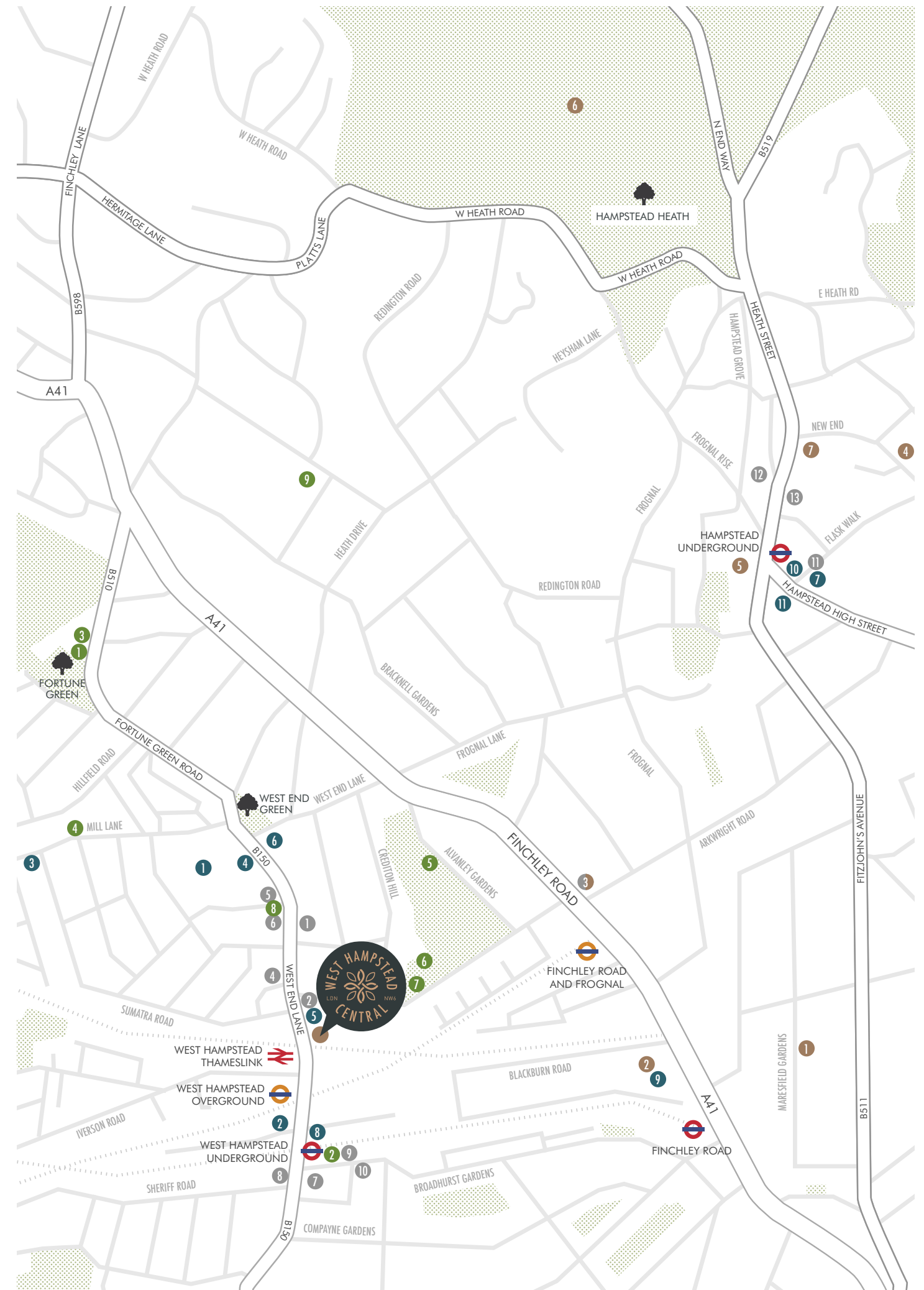
- 1 Gail's Bakery
- 2 Lola's Bakery
- 3 Camden Art Centre
- 4 Banana Tree
- 5 Alice House
- 6 Bobby Fitzpatrick
- 7 The Railway
- 8 Heads + Tails
- 9 The Gallery
- 10 Pisu Saporì Italiani
- 11 The Flask
- 12 The Hollybush Pub
- 13 Goucho Hampstead

Fitness

- 1 Studio Society
- 2 HIIT Gym
- 3 The Gym Group London West Hampstead
- 4 The Tone Room
- 5 Cumberland Lawn Tennis Club
- 6 West Hampstead Hockey Club
- 7 Hampstead Cricket Club
- 8 Dropgym
- 9 Westheath Lawn Tennis Club

Art and leisure

- 1 Freud Museum London
- 2 Vue Cinema
- 3 Camden Art Centre
- 4 Burgh House
- 5 Everyman Cinema
- 6 The Hill Garden and Pergola
- 7 Catto Gallery



A SOCIABLE VILLAGE *with character*

Discover London village living in West Hampstead, with a shopping and social life all of its own.

Meander up to Lola's Bakery on a Saturday morning for breakfast pastries, or choose the perfect bottle to accompany dinner at Tannin & Oak. Get active with a game of tennis or take your pick from a range of different gyms and fitness studios. And for when it's time to meet with friends, there is a plethora of bars and restaurants for evenings out. Best of all, everything is a walk from your front door at West Hampstead Central.

Local FAVOURITES

You are truly spoilt for choice at West Hampstead Central when it comes to shopping and socialising. Here are a few favourites to give you a taste of life here.



HOUSE OF BOOKS

1 min walk

This independent book store offers a carefully selected stock of fiction, non-fiction and children's book for you to browse through and purchase for yourself or as gifts. It also sells beautiful cards and postage stamps.



THE GALLERY

4 mins walk

This popular neighbourhood bar features an exciting cocktail menu and extensive whiskey collection, representing the best from the rest of the world. The basement area is ideal for parties, or catch ups with friends over drinks and a sharing platter.



THE WET FISH CAFÉ

4 mins walk

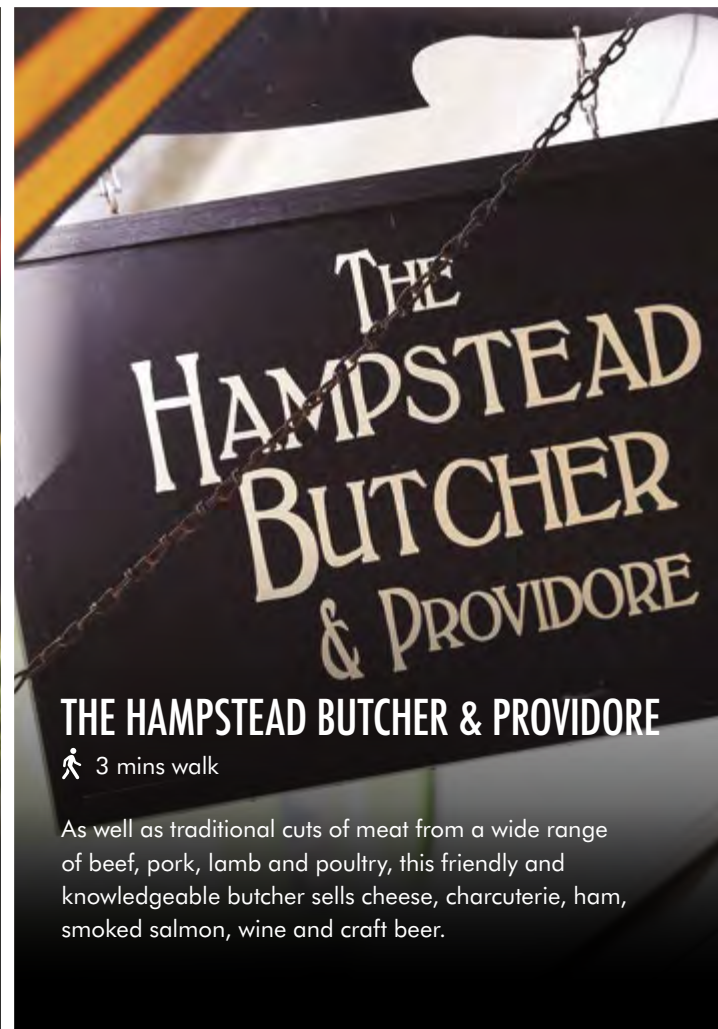
Delicious homemade food, live music nights and a welcoming ambience make The Wet Fish Café the perfect local restaurant. It's also a fishmonger, so can create your own feast at home of fresh fish and flavoursome sauces.



WEST HAMPSTEAD FARMERS' MARKET

2 mins walk

Open every Saturday, this bustling market sells fresh fish, organic meat, dairy and coffee, seasonal fruit and vegetables, juices, eggs, herbs and flowers. Freshly cooked hot food is also sold, so you can enjoy breakfast or lunch while you shop.



THE HAMPSTEAD BUTCHER & PROVIDORE

3 mins walk

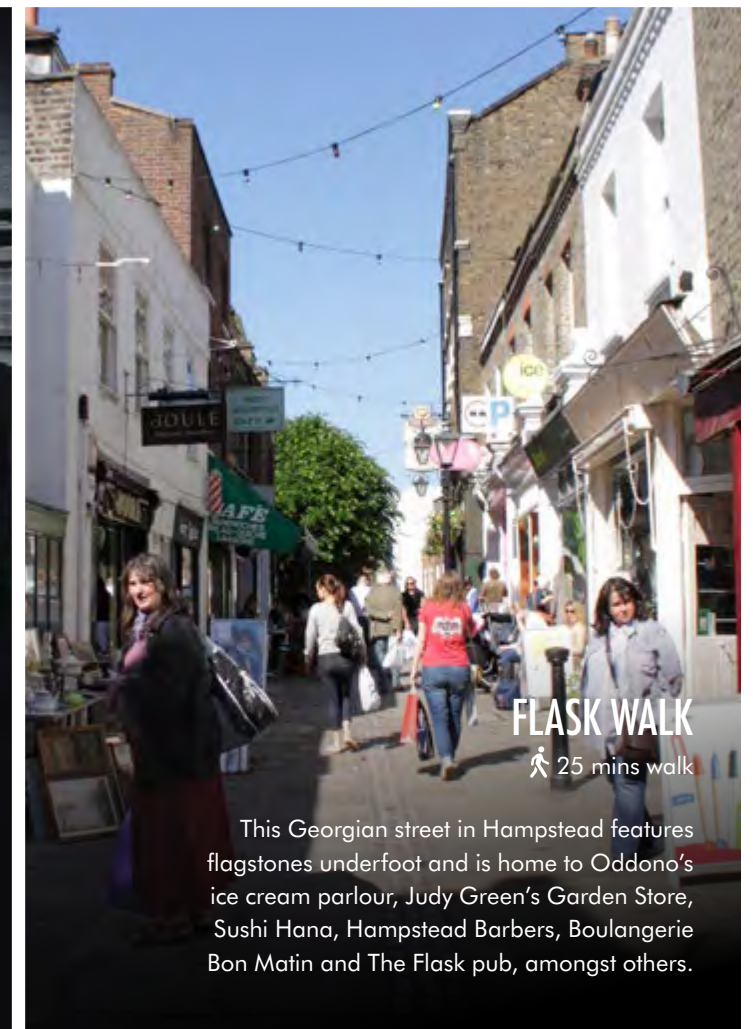
As well as traditional cuts of meat from a wide range of beef, pork, lamb and poultry, this friendly and knowledgeable butcher sells cheese, charcuterie, ham, smoked salmon, wine and craft beer.



EVERYMAN CINEMA

22 mins walk

Previously a theatre, the Everyman in Hampstead has been a cinema since the 1930s. Sit back and watch the latest Hollywood blockbuster or quirky independent film in comfort at one of its two screens. The bar also provides waiter service to your seat.



FLASK WALK

25 mins walk

This Georgian street in Hampstead features flagstones underfoot and is home to Oddono's ice cream parlour, Judy Green's Garden Store, Sushi Hana, Hampstead Barbers, Boulangerie Bon Matin and The Flask pub, amongst others.

DESIGNED FOR EXCEPTIONAL *City living*

West Hampstead Central features 94 one and two bedroom apartments in a striking, contemporary building that rises five floors above ground level. With balconies, open plan living spaces, expertly crafted kitchens and high quality finishes throughout, these apartments are luxurious and stylish retreats to rest in at weekends or unwind after a busy day in the city.

The interior design takes its cues from the building's architecture and its setting for a classic yet contemporary look. Homes are elegant with moments of flair to add interest and finesse. Beautiful wooden floors and black ironmongery contrast against white painted woodwork and light walls, while warm materials and tactile surfaces create a welcoming finish.

Work, recover, play
WITH EVERYTHING ON YOUR DOORSTEP



West Hampstead Central will also feature combined commercial and retail space on the ground floor, opening out onto West End Lane and Potteries Path. There will be co-working spaces available on the first floor, so you can 'go' to work without commuting to an office.

With landscaping and seating outside, it will be an attractive and welcoming environment. Together, these elements contribute to West Hampstead Central being a place where you can eat, sleep, work and socialise.

INDIVIDUAL DESIGN AND *bespoke details*

Interior architecture and design practice Johnson Naylor has brought its award-winning expertise and flair to the apartments.

They have created a timeless look that also responds to the context and setting of West Hampstead Central, giving the interiors their own unique style. Every detail and finish is carefully considered, resulting in a space that flows seamlessly and exudes quality.





Traditional design WITH MODERN FINISHES

Luxurious finishes AND EXQUISITE DETAILS

AN URBAN *Oasis*

The thoughtful design continues outside, with attractive landscaping creating two tranquil green spaces. The courtyard garden is a calm, enclosed sanctuary, featuring shrubs, trees, plants and lawned areas, with pathways and seating in natural materials. After a day in the city, residents can unwind in its serene atmosphere.

The stunning roof garden is a rarity for the area, boasting views back across London. A landscaped sanctuary, it is planted with

a rich mix of species to provide colour and interest throughout the seasons. It's ideal for residents to meet and connect, helping to build a sociable and welcoming community.

There is further outdoor seating next to the ground floor commercial units, which provides yet another spot to relax. You can enjoy a coffee or lunch with friends here. Meanwhile, another courtyard leads from this public space to the apartment building entrance so you're never far away from greenery and nature.

SPACE TO WORK OUT AND *find balance*

To help them achieve a greater sense of health and wellbeing, West Hampstead Central residents will enjoy access to a private gym. It features state-of-the-art cardio equipment, a weights area, and space to work out with your choice of personal trainer or Pilates instructor. Dark wood, ambient

lighting, glass and mirrored panels create a calm and spacious environment. There are also changing rooms and lockers in the gym area. With its convenient location within the apartment building, you can schedule a workout to suit you.

AN ENTRANCE *with impact*



Computer generated image is indicative only

The reception lobby is a stylish welcome point and sets the tone for the whole building, with a herringbone buff brick floor, wood panelling, comfortable seating area and a striking desk. A concierge service is provided in the main entrance lobby, a key amenity for

busy professionals. Available 12 hours a day, the concierge is on hand to take in deliveries, greet guests and deal with other enquiries. There is ample storage space for deliveries while residents are out enjoying all the area has to offer.



Computer generated image is indicative only

Specification

KITCHEN

- Bespoke cabinets with matt lacquer/veneered soft close doors and drawers
- Natural stone-effect composite work surfaces with full height porcelain splashbacks
- Under-mounted stainless steel sink
- Monobloc mixer tap with pull out spray
- Miele induction hob
- Miele stainless steel single oven
- Miele stainless steel built-in combination microwave
- Siemens integrated dishwasher
- Integrated fridge freezer
- Siemens freestanding washer dryer (located in utility cupboard)
- Engineered timber flooring

BATHROOMS

- White ceramic wall mounted WC with soft closing seat and dual flush
- White composite basin set into vanity unit
- White enamelled bath where bath provided
- Walk-in shower where shower provided
- Frameless glass shower screens
- Contemporary taps, showerheads and thermostatic valves
- Large format porcelain tiles to wet areas
- Contemporary towel rail
- Wall mounted mirrored vanity unit with shaver socket

ELECTRICAL FITTINGS

- Brushed metal light switches and sockets (where visible)
- Low energy LED lighting
- Dimmer switches to living room and bedrooms
- Task lighting to kitchen

HEATING AND COOLING

- Thermostatically controlled underfloor heating to all rooms (excluding storage)
- Whole apartment ventilation system incorporating heat recovery and comfort cooling
- Media points to living room and bedrooms for satellite, digital TV, DAB and FM radio
- Telephone and data points for media connectivity

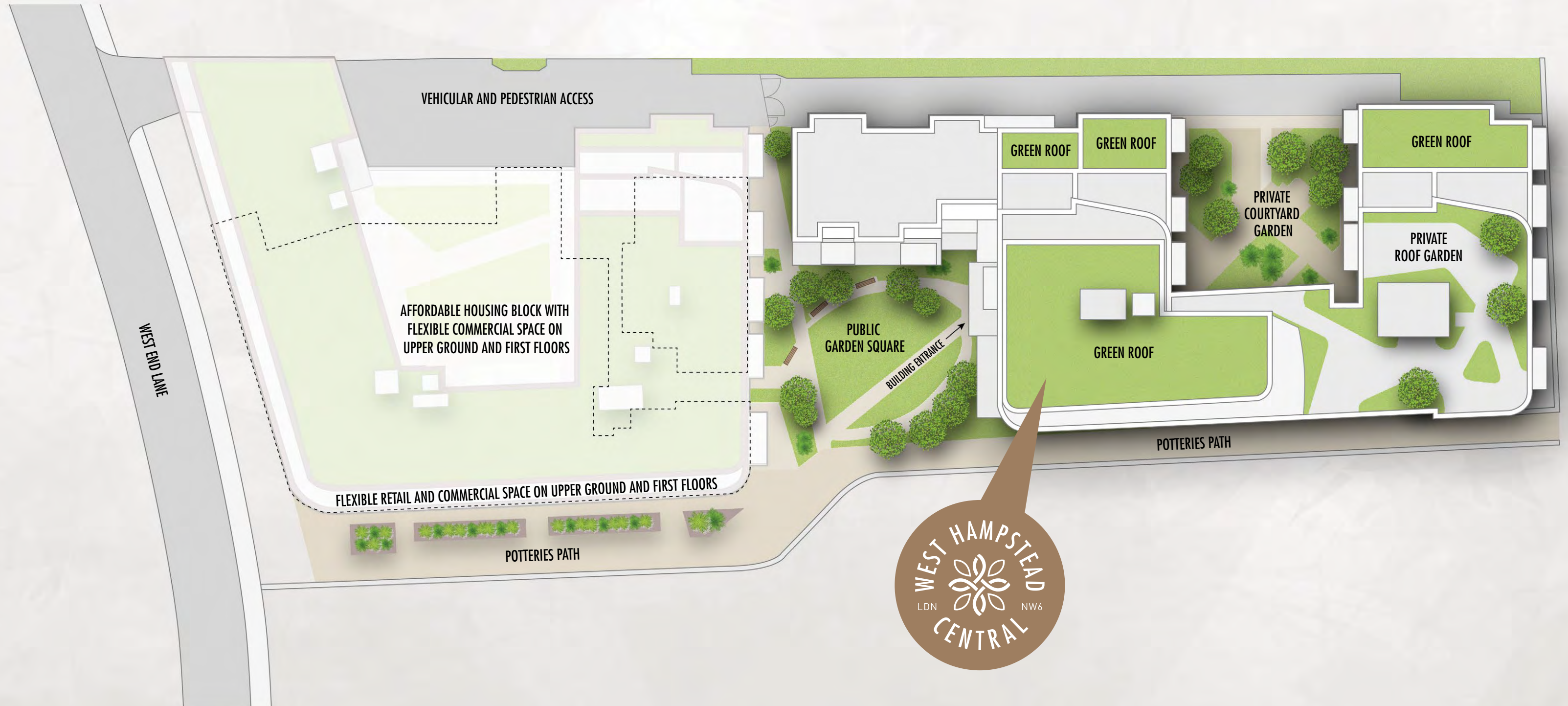
INTERIOR FINISHES

- Feature full height entrance door
- Brushed metal ironmongery
- Fitted wardrobes to all bedrooms
- Engineered timber floor in reception room, bedrooms, hallway and kitchen
- Powder coated aluminium double-glazed windows and balcony/terrace doors

BALCONIES

- Timber effect balconies with metal balustrades

SITE PLAN



GROUND FLOOR

G-01	NIA	50.7 sq m	546 sq ft
Terrace		10 sq m	108 sq ft
G-02	NIA	82.4 sq m	887 sq ft
Terrace		20 sq m	215 sq ft

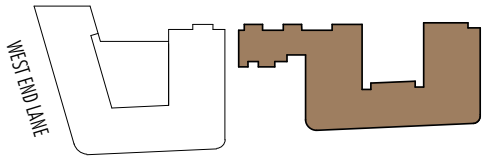
G-03	NIA	79.1 sq m	851 sq ft
Terrace		25 sq m	269 sq ft
G-04	NIA	75.2 sq m	809 sq ft
Terrace		22 sq m	237 sq ft

G-05	NIA	75.4 sq m	812 sq ft
Terrace		21 sq m	226 sq ft
G-07	NIA	72.9 sq m	785 sq ft
Terrace		35 sq m	377 sq ft

G-08	NIA	71.2 sq m	766 sq ft
Terrace		16 sq m	172 sq ft
G-10	NIA	74 sq m	797 sq ft
Terrace		15 sq m	161 sq ft



1 bedroom apartment 2 bedroom apartment



Bathroom and kitchen layouts are indicative only and are subject to change. Wardrobe size and position may vary. The information contained within this document does not constitute part of any offer, contract or warranty. Whilst the plans have been prepared with all due care for convenience of the intending purchaser, the information herein is a preliminary guide only.

UPPER
GROUND
FLOOR

UG-01	NIA	74.9 sq m	806 sq ft
	Terrace	16 sq m	172 sq ft
UG-02	NIA	50.9 sq m	548 sq ft
	Terrace	13 sq m	140 sq ft
UG-03	NIA	50.1 sq m	539 sq ft
	Terrace	10 sq m	108 sq ft
UG-05	NIA	50.6 sq m	545 sq ft
	Balcony	5 sq m	54 sq ft

UG-06	NIA	50.5 sq m	544 sq ft
	Balcony	5 sq m	54 sq ft
UG-07	NIA	50.5 sq m	544 sq ft
	Balcony	5 sq m	54 sq ft
UG-08	NIA	59 sq m	635 sq ft
	Terrace	14 sq m	151 sq ft
UG-09	NIA	50.5 sq m	544 sq ft
	Balcony	7 sq m	75 sq ft

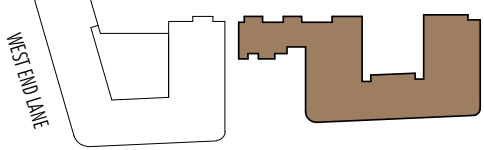
UG-10	NIA	50.1 sq m	539 sq ft
	Balcony	7 sq m	75 sq ft
UG-11	NIA	74.4 sq m	801 sq ft
	Balcony	7 sq m	75 sq ft
UG-12	NIA	74.3 sq m	800 sq ft
	Balcony	7 sq m	75 sq ft
UG-13	NIA	50.2 sq m	540 sq ft
	Balcony	7 sq m	75 sq ft

UG-14	NIA	50.1 sq m	539 sq ft
	Balcony	6 sq m	65 sq ft
UG-15	NIA	75.2 sq m	809 sq ft
	Balcony	6 sq m	65 sq ft
UG-17	NIA	52.1 sq m	561 sq ft
	Balcony	5 sq m	54 sq ft

UG-18	NIA	50.1 sq m	539 sq ft
	Balcony	5 sq m	54 sq ft
UG-19	NIA	50.1 sq m	539 sq ft
	Balcony	5 sq m	54 sq ft
UG-20	NIA	50 sq m	538 sq ft
	Balcony	5 sq m	54 sq ft



1 bedroom apartment 2 bedroom apartment



Bathroom and kitchen layouts are indicative only and are subject to change. Wardrobe size and position may vary. The information contained within this document does not constitute part of any offer, contract or warranty. Whilst the plans have been prepared with all due care for convenience of the intending purchaser, the information herein is a preliminary guide only.

FIRST FLOOR

1-01	NIA	71.4 sq m	769 sq ft
	Balcony	7 sq m	75 sq ft

1-02	NIA	50.5 sq m	544 sq ft
	Balcony	5 sq m	54 sq ft

1-03	NIA	61.1 sq m	658 sq ft
	Balcony	6 sq m	65 sq ft

1-04	NIA	70.7 sq m	761 sq ft
	Balcony	7 sq m	75 sq ft

1-05	NIA	50.6 sq m	545 sq ft
	Balcony	5 sq m	54 sq ft

1-06	NIA	50.5 sq m	544 sq ft
	Balcony	5 sq m	54 sq ft

1-07	NIA	50.5 sq m	544 sq ft
	Balcony	5 sq m	54 sq ft

1-08	NIA	50.1 sq m	539 sq ft
	Balcony	7 sq m	75 sq ft

1-09	NIA	71.1 sq m	765 sq ft
	Balcony	10 sq m	108 sq ft

1-10	NIA	52.8 sq m	568 sq ft
	Balcony	5 sq m	54 sq ft

1-11	NIA	51.7 sq m	556 sq ft
	Balcony	5 sq m	54 sq ft

1-12	NIA	78.3 sq m	843 sq ft
	Balcony	7 sq m	75 sq ft

1-13	NIA	80.4 sq m	865 sq ft
	Balcony	7 sq m	75 sq ft

1-14	NIA	50.9 sq m	548 sq ft
	Balcony	5 sq m	54 sq ft

1-15	NIA	50.1 sq m	539 sq ft
	Balcony	5 sq m	54 sq ft

1-16	NIA	75.2 sq m	809 sq ft
	Balcony	7 sq m	75 sq ft

1-17	NIA	72.8 sq m	784 sq ft
	Balcony	13 sq m	140 sq ft

1-19	NIA	50.1 sq m	539 sq ft
	Balcony	5 sq m	54 sq ft

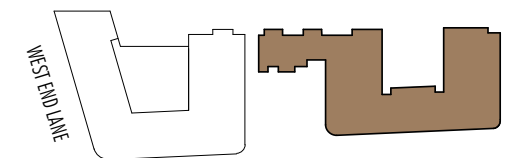
1-20	NIA	50.1 sq m	539 sq ft
	Balcony	5 sq m	54 sq ft

1-21	NIA	50 sq m	538 sq ft
	Balcony	5 sq m	54 sq ft



1 bedroom apartment 2 bedroom apartment

Bathroom and kitchen layouts are indicative only and are subject to change. Wardrobe size and position may vary. The information contained within this document does not constitute part of any offer, contract or warranty. Whilst the plans have been prepared with all due care for convenience of the intending purchaser, the information herein is a preliminary guide only.



SECOND FLOOR

2-01	NIA	71.4 sq m	769 sq ft
Balcony	7 sq m	75 sq ft	
2-02	NIA	50.5 sq m	544 sq ft
Balcony	5 sq m	54 sq ft	
2-03	NIA	61.1 sq m	658 sq ft
Balcony	6 sq m	65 sq ft	
2-04	NIA	70.7 sq m	761 sq ft
Balcony	7 sq m	75 sq ft	

2-05	NIA	50.6 sq m	545 sq ft
Balcony	5 sq m	54 sq ft	
2-06	NIA	50.5 sq m	544 sq ft
Balcony	5 sq m	54 sq ft	
2-07	NIA	50.5 sq m	544 sq ft
Balcony	5 sq m	54 sq ft	
2-08	NIA	50.1 sq m	539 sq ft
Balcony	7 sq m	75 sq ft	

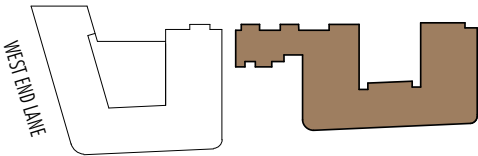
2-09	NIA	71.1 sq m	765 sq ft
Balcony	10 sq m	108 sq ft	
2-10	NIA	52.8 sq m	568 sq ft
Balcony	5 sq m	54 sq ft	
2-11	NIA	51.7 sq m	556 sq ft
Balcony	5 sq m	54 sq ft	
2-12	NIA	78.3 sq m	843 sq ft
Balcony	7 sq m	75 sq ft	

2-13	NIA	80.4 sq m	865 sq ft
Balcony	7 sq m	75 sq ft	
2-14	NIA	50.9 sq m	548 sq ft
Balcony	5 sq m	54 sq ft	
2-15	NIA	50.1 sq m	539 sq ft
Balcony	5 sq m	54 sq ft	
2-16	NIA	75.2 sq m	809 sq ft
Balcony	7 sq m	75 sq ft	

2-17	NIA	72.8 sq m	784 sq ft
Balcony	13 sq m	140 sq ft	
2-20	NIA	50.1 sq m	539 sq ft
Balcony	5 sq m	54 sq ft	
2-21	NIA	50 sq m	538 sq ft
Balcony	5 sq m	54 sq ft	



1 bedroom apartment 2 bedroom apartment



Bathroom and kitchen layouts are indicative only and are subject to change. Wardrobe size and position may vary. The information contained within this document does not constitute part of any offer, contract or warranty. Whilst the plans have been prepared with all due care for convenience of the intending purchaser, the information herein is a preliminary guide only.

THIRD FLOOR

3-01	NIA	82.6 sq m	889 sq ft
Terrace	41 sq m	441 sq ft	
3-02	NIA	72.1 sq m	776 sq ft
Terrace	33 sq m	355 sq ft	
3-03	NIA	71.1 sq m	765 sq ft
Balcony	10 sq m	108 sq ft	

3-04	NIA	52.8 sq m	568 sq ft
Balcony	5 sq m	54 sq ft	
3-05	NIA	51.7 sq m	556 sq ft
Balcony	5 sq m	54 sq ft	
3-06	NIA	78.3 sq m	843 sq ft
Balcony	7 sq m	75 sq ft	

3-07	NIA	80.4 sq m	865 sq ft
Balcony	7 sq m	75 sq ft	
3-08	NIA	50.9 sq m	548 sq ft
Balcony	5 sq m	54 sq ft	
3-09	NIA	50.1 sq m	539 sq ft
Balcony	5 sq m	54 sq ft	

3-10	NIA	75.2 sq m	809 sq ft
Balcony	7 sq m	75 sq ft	
3-11	NIA	56.2 sq m	605 sq ft
Terrace	38 sq m	409 sq ft	
3-12	NIA	74.4 sq m	801 sq ft
Terrace	39 sq m	420 sq ft	



1 bedroom apartment 2 bedroom apartment

Bathroom and kitchen layouts are indicative only and are subject to change. Wardrobe size and position may vary. The information contained within this document does not constitute part of any offer, contract or warranty. Whilst the plans have been prepared with all due care for convenience of the intending purchaser, the information herein is a preliminary guide only.

FOURTH FLOOR

WEST HAMPSTEAD CENTRAL

THE ART OF LONDON LIVING

4-01	NIA	82.6 sq m	889 sq ft
Balcony		8 sq m	86 sq ft
4-02	NIA	72.1 sq m	776 sq ft
Balcony		7 sq m	75 sq ft
4-03	NIA	71.1 sq m	765 sq ft
Balcony		10 sq m	108 sq ft

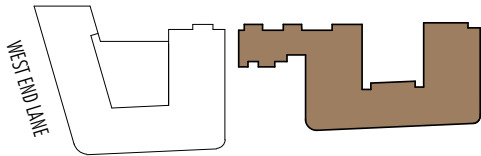
4-04	NIA	52.8 sq m	568 sq ft
Balcony		5 sq m	54 sq ft
4-05	NIA	51.7 sq m	556 sq ft
Balcony		5 sq m	54 sq ft
4-06	NIA	78.3 sq m	843 sq ft
Balcony		7 sq m	75 sq ft

4-07	NIA	80.4 sq m	865 sq ft
Balcony		7 sq m	75 sq ft
4-08	NIA	50.9 sq m	548 sq ft
Balcony		5 sq m	54 sq ft
4-09	NIA	50.1 sq m	539 sq ft
Balcony		5 sq m	54 sq ft

4-10	NIA	75.2 sq m	809 sq ft
Balcony		7 sq m	75 sq ft
4-11	NIA	56.2 sq m	605 sq ft
Balcony		7 sq m	75 sq ft
4-12	NIA	74.4 sq m	801 sq ft
Balcony		7 sq m	75 sq ft



1 bedroom apartment 2 bedroom apartment



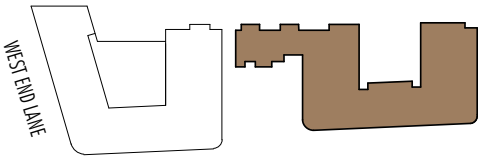
Bathroom and kitchen layouts are indicative only and are subject to change. Wardrobe size and position may vary. The information contained within this document does not constitute part of any offer, contract or warranty. Whilst the plans have been prepared with all due care for convenience of the intending purchaser, the information herein is a preliminary guide only.

FIFTH FLOOR

5-01	NIA	54.6 sq m	588 sq ft	5-03	NIA	76.0 sq m	818 sq ft	5-05	NIA	73.2 sq m	788 sq ft
	Terrace	33 sq m	352 sq ft		Terrace	18 sq m	189 sq ft		Terrace	44 sq m	470 sq ft
5-02	NIA	55.2 sq m	594 sq ft	5-04	NIA	55.3 sq m	595 sq ft				
	Terrace	16 sq m	174 sq ft		Terrace	13 sq m	143 sq ft				



1 bedroom apartment 2 bedroom apartment



Bathroom and kitchen layouts are indicative only and are subject to change. Wardrobe size and position may vary. The information contained within this document does not constitute part of any offer, contract or warranty. Whilst the plans have been prepared with all due care for convenience of the intending purchaser, the information herein is a preliminary guide only.

LOCAL EXPERTISE *Global Experience*

West Hampstead Central is proudly developed
by Astir in partnership with Gamuda.

astir.

Astir was formed in 2017 by a team with more than 100 years of combined development experience in the UK and internationally.

Our team has taken the lead in the acquisition and delivery of many of the iconic buildings and regeneration schemes across London.

We are a mixed-use placemaker, driven by a straightforward vision: to make living better for those who reside, work or play within our developments.

This vision is at the heart of every decision we make as we aspire to leave a legacy of exceptional, sustainable developments within one of the greatest cities in the world.

GAMUDA

Gamuda Berhad is a global engineering, property and infrastructure company based in Malaysia. Established in 1976, Gamuda has grown to become Malaysia's leading infrastructure and property developer.

Around the world, Gamuda partners with local businesses to contribute to the construction and infrastructure landscape. Gamuda's differentiated strengths and expertise underscore their growth over four decades.

The Group conceptualise, design and deliver innovative engineering solutions. The cornerstone of its delivery capabilities relies on a commitment to understanding the environment and positive contribution to societies through its projects. Gamuda operates in nine countries – Malaysia, Taiwan, Singapore, Australia, United Kingdom, India, Vietnam, Bahrain and Qatar.

Gamuda's global business diversification leverages on its capability in railways, metro systems, tunnelling, roads, bridges, dams, water treatment plants, airports, townships, high-rise buildings and digital IBS.



westhampsteadcentral.co.uk

156 West End Lane, London NW6 1SD

