



20 Svenskaby
Orton Wistow PE2 6YZ
£500,000

4 2 3 C

20 Svenskaby

Orton Wistow PE2 6YZ

Please do not miss the rare opportunity to purchase this property in Svenskaby which is being sold with no onward chain. Boasting all the features of its Scandinavian design viewing is recommended to appreciate the potential of this detached home. Set on a good size plot with generous parking offered by a good size driveway and a double Garage the property requires some updating but is a great opportunity to stamp ones own ideas on this spacious and Cul De Sac positioned home.

The accommodation comprises; spacious Entrance Hall with the stairs to the first floor and a Cloakroom. There is a good size Study and a generous Lounge with a feature Fireplace, double doors lead to a separate Dining and then onto a Kitchen Breakfast Room. This room has a practical size Utility Room and access to a Conservatory which has views and access to the rear Garden.

The first floor Landing leads to the Ensuite Main Bedroom with access to the Balcony, three further Bedrooms and the Family Bathroom.

There are well tended gardens front and rear of the property which enjoys easy access to the areas many amenities including Wistow Primary School, Ferry Meadows Country Park and the City's orbital road system.

Viewing is highly recommended.

Tenure Freehold

Council Tax D





Entrance Hall

Cloakroom

Study

8'7" x 6'4" (2.64m x 1.95m)

Lounge

18'1" max x 12'11" (5.53m max x 3.95m)

Feature Fireplace, double doors to

Dining Room

12'11" x 9'6" (3.95m x 2.90)

Door to rear garden

Kitchen Breakfast Room

15'5" max x 10'8" max (4.72m max x 3.26m max)

Doors through to

Conservatory

13'8" max x 8'9" max (4.19m max x 2.69m max)

Double doors to rear garden

Utility Room

Landing

Bedroom 1

10'5" max x 13'3" max (3.18m max x 4.06m max)

Door to Balcony

Ensuite

Bedroom 2

10'8" max x 10'0" min (3.26m max x 3.06m min)

Bedroom 3

11'7" min x 8'10" max (3.54m min x 2.70m max)

Bedroom 4

10'11" x 7'1" min (3.33m x 2.17m min)

Door to balcony

Family Bathroom

Outside

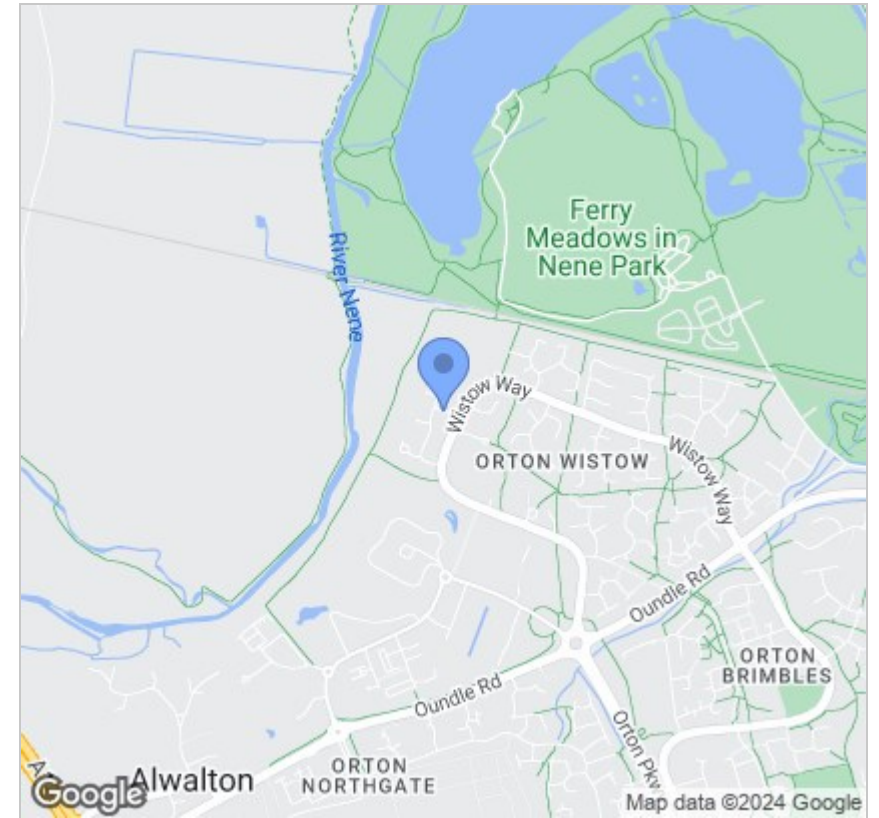
To the front of the property is a block paved driveway allowing off road parking for numerous vehicles and leading to a double Garage with electric roller doors. To the front the garden privacy is given by a Beech hedge and is laid to well maintained lawns. Gated side access leads to the enclosed rear garden which is laid also to lawns with shrub and floral borders, a decking seating area, side vegetable plot and a patio area.



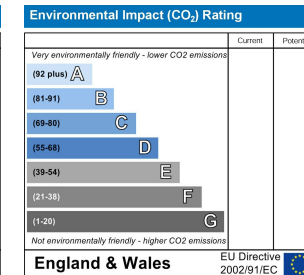
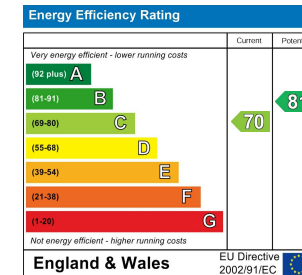
Floor Plan



Area Map



Energy Efficiency Graph



Viewing

Please contact our Orton Office on 01733 852257 if you wish to arrange a viewing appointment for this property or require further information.

These particulars, whilst believed to be accurate are set out as a general outline only for guidance and do not constitute any part of an offer or contract. Intending purchasers should not rely on them as statements of representation of fact, but must satisfy themselves by inspection or otherwise as to their accuracy. No person in this firm's employment has the authority to make or give any representation or warranty in respect of the property.



48b Church Drive, Orton Waterville
Peterborough, PE2 5HE
T: 01733 852257
E: orton@firminandco.co.uk