

WATER'S REACH, HARTFORD

NOT JUST A PLACE TO LIVE, BUT A PLACE FOR LIVING

Nestled in the Cheshire countryside just outside Northwich, in a beautiful area formerly known as Vale Royal, the popular village of Hartford offers excellent local facilities together with the charm of village life.

Where better to make your new home than here - in the heart of Cheshire? And who better to build your new home than Redrow with an obsession for detail, commitment to craftsmanship, and an unrivalled reputation for creating amazing homes that people love living in.

Inspired by the 'Arts & Crafts' movement, Redrow's Heritage Collection homes offer a combination of the very best traditional values and modern living, blending superb external architecture and open plan, family-friendly interiors.

Just as the Arts and Crafts era grew from the desire to bring back the skill and creativity of the individual craftsman and revive the simplicity and honesty in the way buildings and furnishings were made, Redrow has set out to reintroduce a high degree of individuality to the way our homes look and feel. External features which typify the era have been reproduced which means Redrow homes have the familiar look and external character of older period-style properties but everything is brand new.







AN IDYLIC VILLAGE LIFESTYLE.

We all dream of living the good life in a picture perfect village – clean air, rolling countryside, a close-knit community, perhaps a river flowing by.

But at the same time we recognise the advantages of living close to a major town, including a range of shops and services, good public transport links, employment prospects and plenty of entertainment opportunities.

Well good news, our Hartford developments have all this – and more, offering village life at its finest with a wide variety of traditional looking, new homes on offer.



-  Range of homes
-  Wide selection of local pubs and restaurants
-  Easy access to shopping areas locally and further afield
-  Superb commuter connections

WEAVER PARK

A development of 3 & 4 bedroom homes in the village of Hartford.

Located on the eastern outskirts of Hartford and close to local amenities. Weaver Park is a superb development of Heritage Collection homes, which blend with the history of the area, but offer interiors designed with modern, open plan family living in mind.

01606 369 422

REDROW.CO.UK/WEAVERPARK



HERITAGE

- REDROW -

— MY REDROW —

MY HOME, MY WAY

Buying your new Redrow home has just become much easier with My Redrow.

From searching for your favourite properties to selecting your finishing touches,* My Redrow helps you every step of the way.

*Explore Finishing Touches' feature only available on selected developments and properties.

- Save your favourite developments or properties and see 'What's Included'.
- Be the first to hear about relevant new homes as they become available.
- Book viewings and call back appointments online with our real time calendar.

Join My Redrow at [redrow.co.uk](https://www.redrow.co.uk)

DIRECTIONS TO WATER'S REACH

WOODS ROAD, HARTFORD,
CHESHIRE, CW8 1SF

1 WEAVER PARK

