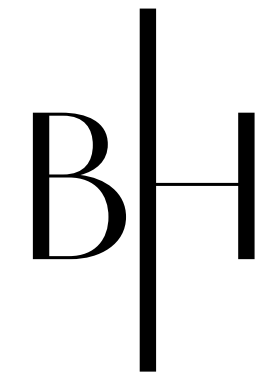



BH

BRANDON HOUSE

LONDON SE1



A collection of 77 new luxury apartments and houses situated in zone 1 for superb access across London to world renowned key business districts and cultural hubs.



BOROUGH STATION

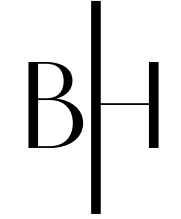


Located in the heart
of the capital

London Eye Bond Street Oxford Circus Centre Point Covent Garden UCL LSE St. Pancras International Station King's Cross Station Tate Modern St. Paul's Cathedral London Bridge The Shard



Trafalgar Square Waterloo Station Borough Station King's College Borough Market The City London Bridge Station





Central London on your doorstep

Food & drink

- ① Aqua Shard
- ② City Social
- ③ Duck & Waffle
- ④ Galvin La Chapelle
- ⑤ Hutong
- ⑥ Le Pont de la Tour
- ⑦ Mondrian
- ⑧ Oblix
- ⑨ Oxo Tower Restaurant, Bar & Brasserie
- ⑩ Restaurant Story
- ⑪ Roast
- ⑫ Shangri La
- ⑬ Skylon

Culture

- ① Aldwych Theatre
- ② National Theatre
- ③ Royal Festival Hall
- ④ Shakespeare's Globe
- ⑤ Somerset House
- ⑥ Southbank Centre
- ⑦ Tate Modern
- ⑧ Theatre Royal
- ⑨ The Old Vic
- ⑩ The Young Vic Theatre

Landmarks

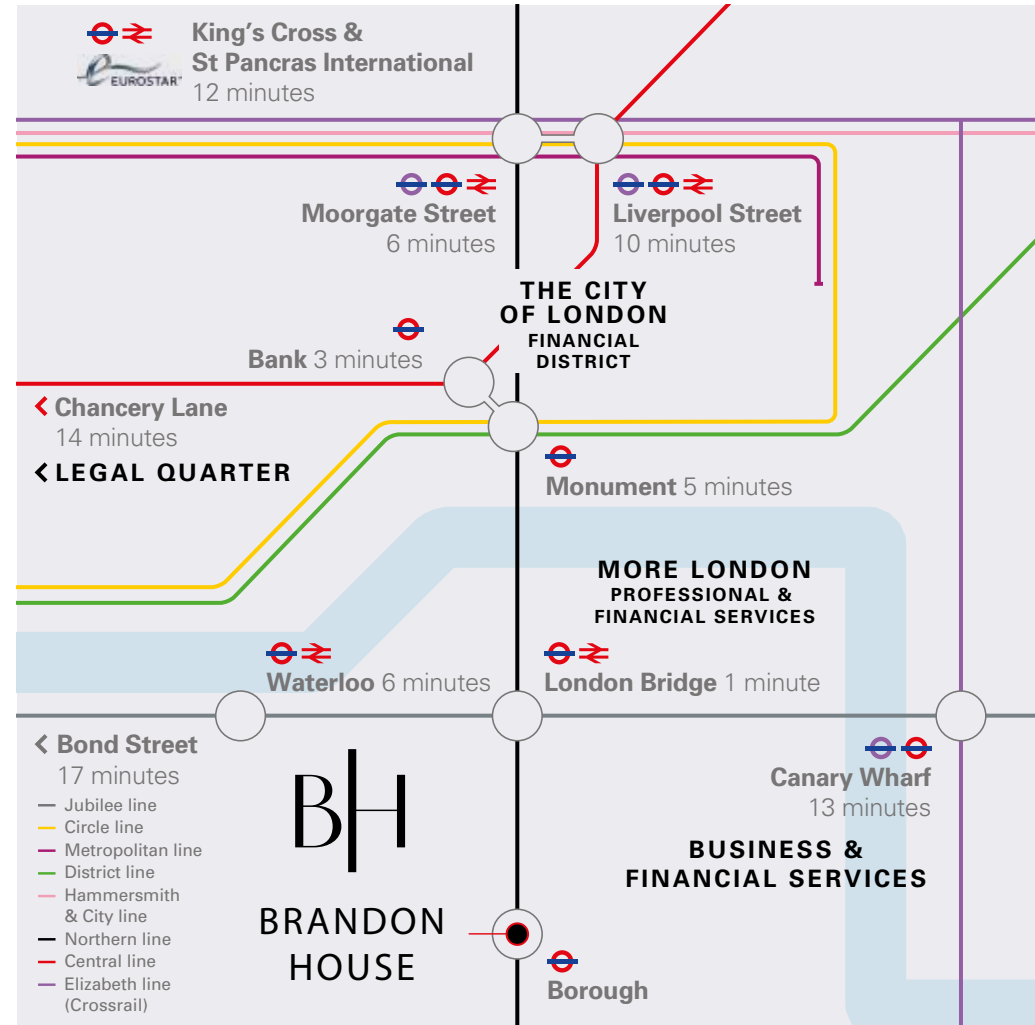
- ① 20 Fenchurch Street
- ② 30 St Mary Axe
- ③ Imperial War Museum
- ④ Lloyd's of London
- ⑤ London Eye
- ⑥ London Stock Exchange
- ⑦ Southwark Cathedral
- ⑧ St Katharine Docks
- ⑨ St Paul's Cathedral
- ⑩ The Shard
- ⑪ Tower of London

Education

- ① King's College London
- ② King's College London Business School
- ③ London School of Business and Finance
- ④ London School of Commerce
- ⑤ London Southbank University
- ⑥ School of Economics and Political Science
- ⑦ Southwark College
- ⑧ The Art Academy
- ⑨ University of the Arts London

Building positions are approximate only and correct at the time of going to press. Walking times have been sourced from walkit.com

Excellent travel connections...



Direct access to the Elizabeth Line (Crossrail) at Liverpool Street and Canary Wharf giving unrivalled connections for London and beyond

to world class business districts...

More London

- Ernst & Young
- Price Waterhouse Coopers
- Hitachi Consulting
- Markit Group Ltd
- Norton Rose Fulbright
- Terra Firma Capital Partners

The City of London

- London Stock exchange
- Lloyd's of London
- Bank of England
- Bank of America
- Aviva
- Unilever

The Legal Quarter

- Freshfields Bruckhaus Deringer
- Slaughter & May
- Hogan Lovells
- Allen & Overy*
- DLA Piper*










Canary Wharf

- HSBC Holdings
- J.P. Morgan
- Barclays
- Citi Group
- Morgan Stanley
- China Construction Bank

From work life...

	<p>1 minute London Bridge For More London</p> 	
<p>3 minutes Bank For City of London & Bank of England</p> 		<p>10 minutes Liverpool Street For City of London</p> 
	<p>13 minutes Canary Wharf For buisness</p> 	

to leisure and lifestyle...

	<p>6 minutes Waterloo For South Bank</p> 	
<p>12 minutes King's Cross For Eurostar</p> 		<p>15 minutes Oxford Circus For retail</p> 
	<p>17 minutes Bond Street For luxury retail</p> 	



Borough Market, 8 minutes walk


Times are from Brandon House and are approximate only and sourced from Google Maps

Close enough to explore on foot

<p>1 minute walk Borough Station</p> 	<p>9 minutes walk London Bridge Station</p> 	<p>10 minutes walk The Shard</p> 
<p>13 minutes walk Shakespeare's Globe</p> 	<p>15 minutes walk Tate Modern</p> 	<p>20 minutes walk Tower Bridge</p> 
<p>24 minutes walk 30 St Mary Axe (The Gherkin)</p> 	<p>25 minutes walk St Paul's Cathedral</p> 	<p>28 minutes walk London Eye</p> 

BH

The district of SE1 is centrally located for access to some of London's most admired landmarks




London Eye, 28 minutes walk

From world-class theatre...



Shakespeare's Globe, 13 minutes walk


to global business...



30 St Mary Axe (The Gherkin), 24 minutes walk




1



2



3



4



5



6



7

A city of landmarks

This glorious stretch of the Thames is steeped in heritage and bursting with iconic landmarks including the historic Tower of London, world renowned St Paul's Cathedral and a skyline that sparkles by day and night.

- 1 **The Tower of London** is officially Her Majesty's Royal Palace and Fortress of the Tower of London, located on the River Thames. **23 minutes walk**
- 2 **20 Fenchurch Street** is nicknamed 'The Walkie-Talkie' and is a well known commercial skyscraper in the City of London. **20 minutes walk**
- 3 **St Paul's Cathedral** is one of London's most majestic and iconic buildings. It was designed by Sir Christopher Wren in 1673. **25 minutes walk**
- 4 **The Leadenhall Building** gets its nickname the 'Cheese Grater' due to its distinctive wedge shape. One of the newest tall commercial skyscrapers. **24 minutes walk**
- 5 **Tate Modern** is Britain's national gallery of modern art and is the most-visited modern art gallery in the world. **15 minutes walk**
- 6 **Tower Bridge** is London's most famous bridge. With a glass viewing floor and host to a number of exhibitions, it is a must-visit landmark. **20 minutes walk**
- 7 **Bank of England** was established in 1694 and is the second oldest central bank in the world and one of London's architectural gems. **24 minutes walk**

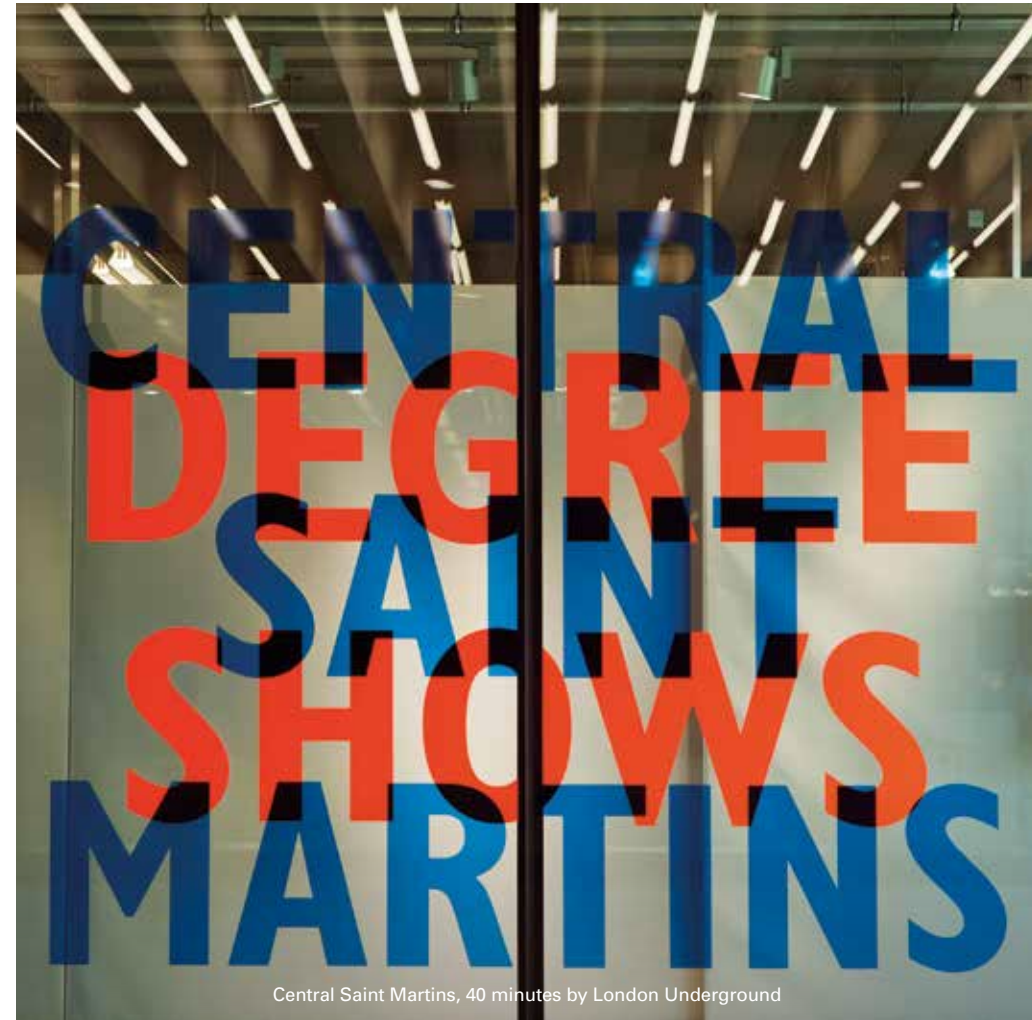
BH

Home to world-class
educational institutions
attracting students from
across the globe



King's College London, 31 minutes walk

From the arts...



to economics...





8



9




10



11



12



13



14


Educational centres of excellence

London boasts some of the top Universities and Colleges in the world. Brandon House is perfectly positioned for access to these institutions.

- 8 Imperial College London opened by Queen Victoria in 1893. It is recognised as a world-class public research university. **36 minutes by London Underground**
- 9 King's College London was founded in 1829 by King George IV and the Duke of Wellington and is the fourth oldest university in England. **20 minutes by London Underground**
- 10 Goldsmiths University was founded in 1891, it specialises in the arts, design, humanities, and social sciences. **29 minutes by London Underground**
- 11 London School of Economics and Political Science is one of the leading social science universities in the world. **26 minutes by London Underground**
- 12 University of Westminster's antecedent institution, was founded in 1838 and was the first polytechnic institution in the UK. Westminster was awarded university status in 1992. **24 minutes by London Underground**
- 13 The Royal Ballet School is of the world's greatest centres of classical ballet training. **21 minutes by London Underground**
- 14 Central Saint Martins is a world famous arts and design college with alumni including artists and designers who have challenged and shaped the world around us. **28 minutes by London Underground**


BH

An enticing
gastronomic mix of bars
and restaurants



Aqua Shard, 10 minutes walk

From sky high dining...



Hutong at The Shard, 10 minutes walk

to historic local markets...



Borough Market, 8 minutes walk



15



16



17



18



19



20



21

The culinary epicentre of London

The Borough of SE1 is a centre of culinary excellence from sky high dining at The Shard, to river views at OXO Tower Restaurant to Michelin-starred Restaurant Story.

15 **Mondrian London** is inspired by the glamour of 1920s cruise ships, this ultra-contemporary hotel is home to three luxurious restaurants and two bars. **19 minutes walk**

16 **Restaurant Story** this Michelin-starred restaurant aims to take diners on a journey through British food, with 'nose to tail' eating and nostalgic turns like bread and dripping. **16 minutes walk**

17 **Oblix at The Shard** on the 32nd floor, with panoramic views across the London skyline, enjoy a contemporary and sophisticated yet relaxed dining experience. **10 minutes walk**

18 **Shangri La** where guests are spoilt for choice at three unique dining venues including GÖNG, the highest bar in London on level 52. **10 minutes walk**

19 **Roast** celebrates the quintessentially British dish. On-site butchery and preparation ensures the freshest and finest cuts of meat and fish. **7 minutes walk**


20 **OXO Tower** is Harvey Nichols' first stand alone restaurant, enjoy this dining experience taking in the unparalleled views of St Paul's and the London skyline. **20 minutes walk**

21 **Skylon** is situated on the third floor of the Royal Festival Hall in the Southbank Centre and offers stunning views from huge floor-to-ceiling windows. **26 minutes walk**

BH

Sophisticated and
stylish interiors









Snowfields Yard, SE1 by Crest Nicholson, London

Signature service

The dedicated concierge team are the eyes and ears of the building, providing a friendly, professional and diligent service to all residents and guests.

Specific services available are key holding, receiving parcels, collection and delivery of dry cleaning and shoe repairs, bookings, car hire and handyman and housekeeping services as well as just being there to quickly respond to questions, concerns and suggestions.



BH

Apartment
floorplans



The site

A cohesive design for an urban environment; one that maximises its corner position, engages with the historic surroundings and harmonises various facets for a vibrant, connected way of life.



Apartments

Building 3
Levels 1, 2, & 3

Apartments 3101, 3201, 3301

Kitchen/Living Room	3589mm x 9316mm	11'9" x 30'7"
Master Bed	3429mm x 3474mm	11'3" x 11'5"
Bed 2	3306mm x 3121mm	10'10" x 10'3"
Total area	84.67 sq m	911.38 sq ft

Apartments 3102, 3202, 3302

Kitchen/Living Room	3375mm x 7387mm	11'1" x 24'3"
Master Bed	2778mm x 3518mm	9'1" x 11'7"
Total area	51.70 sq m	556.49 sq ft

Apartments 3103, 3203, 3303

Kitchen/Living Room	3631mm x 6962mm	11'11" x 22'10"
Master Bed	3048mm x 3774mm	10'0" x 12'5"
Total area	50.00 sq m	538.20 sq ft

Apartments 3104, 3204, 3304

Kitchen/Living Room	3631mm x 6962mm	11'11" x 22'10"
Master Bed	3048mm x 3774mm	10'0" x 12'5"
Total area	50.10 sq m	539.27 sq ft

Apartments 3105, 3205, 3305

Kitchen/Living Room	3375mm x 7387mm	11'1" x 24'3"
Master Bed	2778mm x 3442mm	9'1" x 11'4"
Total area	51.72 sq m	556.71 sq ft

Apartments 3106, 3206, 3306

Kitchen/Living Room	3519mm x 9301mm	11'7" x 30'6"
Master Bed	3410mm x 3474mm	11'2" x 11'5"
Bed 2	3171mm x 3346mm	10'5" x 11'0"
Total area	84.68 sq m	911.49 sq ft

Apartments 3107, 3207, 3307

Kitchen/Living Room	3605mm x 8084mm	11'10" x 26'6"
Master Bed	3165mm x 3884mm	10'5" x 12'9"
Bed 2	3009mm x 3505mm	9'10" x 11'6"
Total area	85.80 sq m	923.54 sq ft

Apartments 3108, 3208, 3308

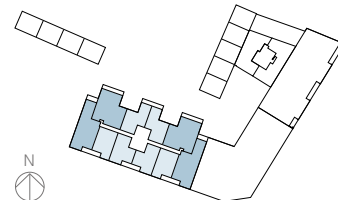
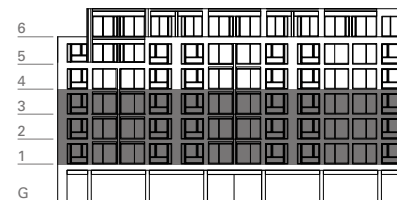
Kitchen/Living Room	3205mm x 6855mm	10'6" x 22'6"
Master Bed	2750mm x 3491mm	9'0" x 11'5"
Total area	50.10 sq m	539.27 sq ft

Apartments 3109, 3209, 3309

Kitchen/Living Room	3205mm x 6855mm	10'6" x 22'6"
Master Bed	2750mm x 3491mm	9'0" x 11'5"
Total area	50.14 sq m	539.70 sq ft

Apartments 3110, 3210, 3310

Kitchen/Living Room	3605mm x 8084mm	11'10" x 26'6"
Master Bed	3165mm x 3884mm	10'5" x 12'9"
Bed 2	3009mm x 3505mm	9'10" x 11'6"
Total area	85.90 sq m	924.62 sq ft



Disclaimer Stated dimensions are subject to tolerance of plus/minus 50mm and are taken at floor level. You are advised, therefore, not to order any carpets, appliances or any other goods which depend on accurate dimensions before carrying out a check measure within your reserved plot. Kitchen layouts are indicative only and are subject to change. Doors/windows subject to final confirmation. Please ask the Sales Advisor for details. Whilst every effort has been made to ensure that the information on this is correct, it is designed specifically as a guide and Crest Nicholson reserves the right to amend the specification as necessary. This does not constitute or form any part of the sale. For details regarding the wardrobe door openings and pocket doors, please speak to a member of the sales team and refer to plot technical drawings as due to design development these details may change

Apartments

Building 3
Levels 1, 2, & 3



Apartments 3101, 3201, 3301

Kitchen/Living Room	3589mm x 9316mm	11'9" x 30'7"
Master Bed	3429mm x 3474mm	11'3" x 11'5"
Bed 2	3306mm x 3121mm	10'10" x 10'3"
Total area	84.67 sq m	911.38 sq ft

Apartments 3107, 3207, 3307

Kitchen/Living Room	3605mm x 8084mm	11'10" x 26'6"
Master Bed	3165mm x 3884mm	10'5" x 12'9"
Bed 2	3009mm x 3505mm	9'10" x 11'6"
Total area	85.80 sq m	923.54 sq ft

Apartments 3102, 3202, 3302

Kitchen/Living Room	3375mm x 7387mm	11'1" x 24'3"
Master Bed	2778mm x 3518mm	9'1" x 11'7"
Total area	51.70 sq m	556.49 sq ft

Apartments 3108, 3208, 3308

Kitchen/Living Room	3205mm x 6855mm	10'6" x 22'6"
Master Bed	2750mm x 3491mm	9'0" x 11'5"
Total area	50.10 sq m	539.27 sq ft

Apartments 3103, 3203, 3303

Kitchen/Living Room	3631mm x 6962mm	11'11" x 22'10"
Master Bed	3048mm x 3774mm	10'0" x 12'5"
Total area	50.00 sq m	538.20 sq ft

Apartments 3109, 3209, 3309

Kitchen/Living Room	3205mm x 6855mm	10'6" x 22'6"
Master Bed	2750mm x 3491mm	9'0" x 11'5"
Total area	50.14 sq m	539.70 sq ft

Apartments 3104, 3204, 3304

Kitchen/Living Room	3631mm x 6962mm	11'11" x 22'10"
Master Bed	3048mm x 3774mm	10'0" x 12'5"
Total area	50.10 sq m	539.27 sq ft

Apartments 3110, 3210, 3310

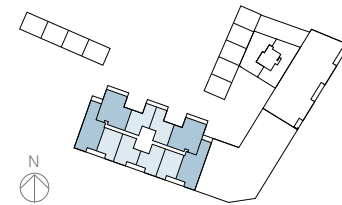
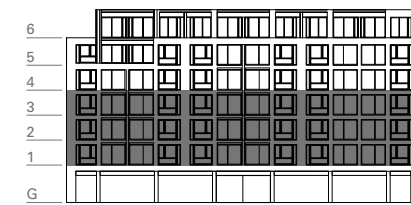
Kitchen/Living Room	3605mm x 8084mm	11'10" x 26'6"
Master Bed	3165mm x 3884mm	10'5" x 12'9"
Bed 2	3009mm x 3505mm	9'10" x 11'6"
Total area	85.90 sq m	924.62 sq ft

Apartments 3105, 3205, 3305

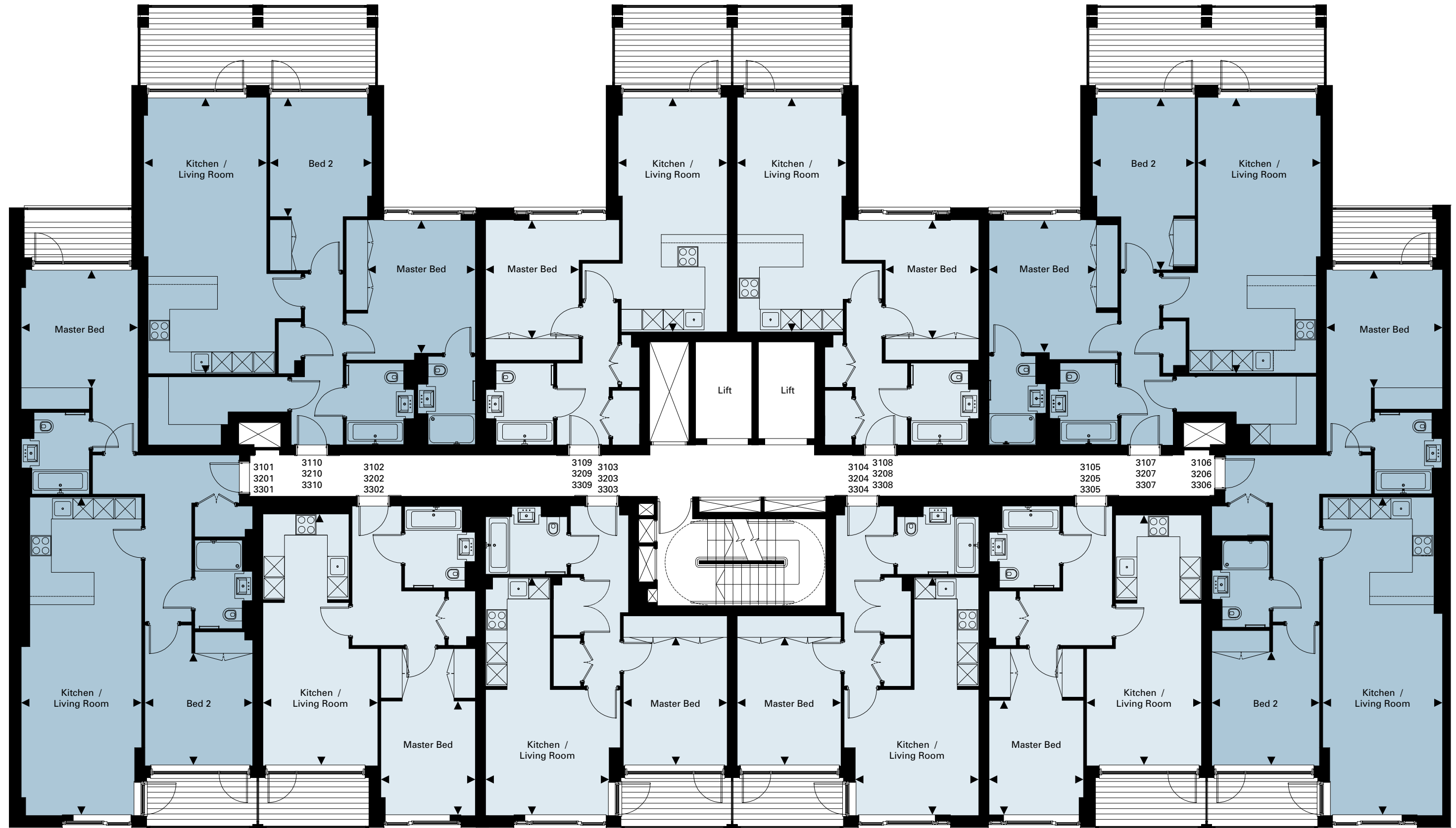
Kitchen/Living Room	3375mm x 7387mm	11'1" x 24'3"
Master Bed	2778mm x 3442mm	9'1" x 11'4"
Total area	51.72 sq m	556.71 sq ft

Apartments 3106, 3206, 3306

Kitchen/Living Room	3519mm x 9301mm	11'7" x 30'6"
Master Bed	3410mm x 3474mm	11'2" x 11'5"
Bed 2	3171mm x 3346mm	10'5" x 11'0"
Total area	84.68 sq m	911.49 sq ft



Key
 1 Bed Apartment
 2 Bed Apartment



Disclaimer Stated dimensions are subject to tolerance of plus/minus 50mm and are taken at floor level. You are advised, therefore, not to order any carpets, appliances or any other goods which depend on accurate dimensions before carrying out a check measure within your reserved plot. Kitchen layouts are indicative only and are subject to change. Doors/windows subject to final confirmation. Please ask the Sales Advisor for details. Whilst every effort has been made to ensure that the information on this is correct, it is designed specifically as a guide and Crest Nicholson reserves the right to amend the specification as necessary. This does not constitute or form any part of the sale. For details regarding the wardrobe door openings and pocket doors, please speak to a member of the sales team and refer to plot technical drawings as due to design development these details may change

Apartments

Building 3
Level 4

Apartment 3401

Kitchen/Living Room	3539mm x 7833mm	11'7" x 25'8"
Master Bed	3171mm x 3411mm	10'5" x 11'2"
Total area	60.31 sq m	649.17 sq ft

Apartment 3402

Kitchen/Living Room	6714mm x 5587mm	22'0" x 18'4"
Master Bed	3171mm x 4405mm	10'5" x 14'5"
Bed 2	3114mm x 4122mm	10'3" x 13'6"
Bed 3	3370mm x 2364mm	11'1" x 7'9"
Total area	97.78 sq m	1052.49 sq ft

Apartment 3403

Kitchen/Living Room	6714mm x 5587mm	22'0" x 18'4"
Master Bed	3171mm x 4405mm	10'5" x 14'5"
Bed 2	3114mm x 4122mm	10'3" x 13'6"
Bed 3	3370mm x 2364mm	11'1" x 7'9"
Total area	97.78 sq m	1052.49 sq ft

Apartment 3404

Kitchen/Living Room	3539mm x 7833mm	11'7" x 25'8"
Master Bed	3171mm x 3411mm	10'5" x 11'2"
Total area	60.31 sq m	649.17 sq ft

Apartment 3406

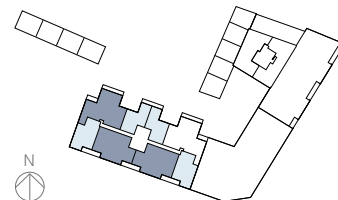
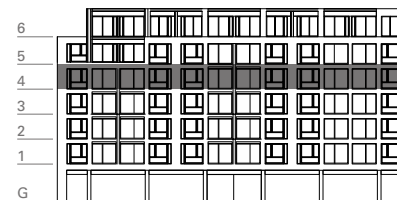
Kitchen/Living Room	3205mm x 6891mm	10'6" x 22'7"
Master Bed	2750mm x 3491mm	9'0" x 11'5"
Total area	50.10 sq m	539.27 sq ft

Apartment 3407

Kitchen/Living Room	3205mm x 6891mm	10'6" x 22'7"
Master Bed	2750mm x 3491mm	9'0" x 11'5"
Total area	50.14 sq m	539.70 sq ft

Apartment 3408

Kitchen/Living Room	4414mm x 7147mm	14'6" x 23'5"
Master Bed	3429mm x 4522mm	11'3" x 14'10"
Bed 2	3845mm x 3454mm	12'7" x 11'4"
Bed 3	2200mm x 3505mm	7'3" x 11'6"
Total area	109.70 sq m	1180.80 sq ft



Disclaimer Stated dimensions are subject to tolerance of plus/minus 50mm and are taken at floor level. You are advised, therefore, not to order any carpets, appliances or any other goods which depend on accurate dimensions before carrying out a check measure within your reserved plot. Kitchen layouts are indicative only and are subject to change. Doors/windows subject to final confirmation. Please ask the Sales Advisor for details. Whilst every effort has been made to ensure that the information on this is correct, it is designed specifically as a guide and Crest Nicholson reserves the right to amend the specification as necessary. For details regarding the wardrobe door openings and pocket doors, please speak to a member of the sales team and refer to plot technical drawings as due to design development these details may change

Apartments

Building 3
Level 4



Apartment 3401

Kitchen/Living Room	3539mm x 7833mm	11'7" x 25'8"
Master Bed	3171mm x 3411mm	10'5" x 11'2"
Total area	60.31 sq m	649.17 sq ft

Apartment 3406

Kitchen/Living Room	3205mm x 6891mm	10'6" x 22'7"
Master Bed	2750mm x 3491mm	9'0" x 11'5"
Total area	50.10 sq m	539.27 sq ft

Apartment 3402

Kitchen/Living Room	6714mm x 5587mm	22'0" x 18'4"
Master Bed	3171mm x 4405mm	10'5" x 14'5"
Bed 2	3114mm x 4122mm	10'3" x 13'6"
Bed 3	3370mm x 2364mm	11'1" x 7'9"
Total area	97.78 sq m	1052.49 sq ft

Apartment 3407

Kitchen/Living Room	3205mm x 6891mm	10'6" x 22'7"
Master Bed	2750mm x 3491mm	9'0" x 11'5"
Total area	50.14 sq m	539.70 sq ft

Apartment 3403

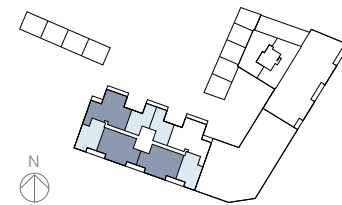
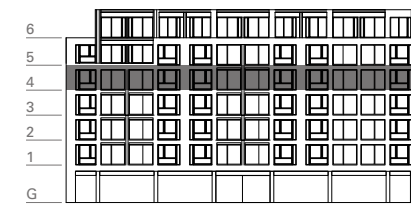
Kitchen/Living Room	6714mm x 5587mm	22'0" x 18'4"
Master Bed	3171mm x 4405mm	10'5" x 14'5"
Bed 2	3114mm x 4122mm	10'3" x 13'6"
Bed 3	3370mm x 2364mm	11'1" x 7'9"
Total area	97.78 sq m	1052.49 sq ft

Apartment 3408

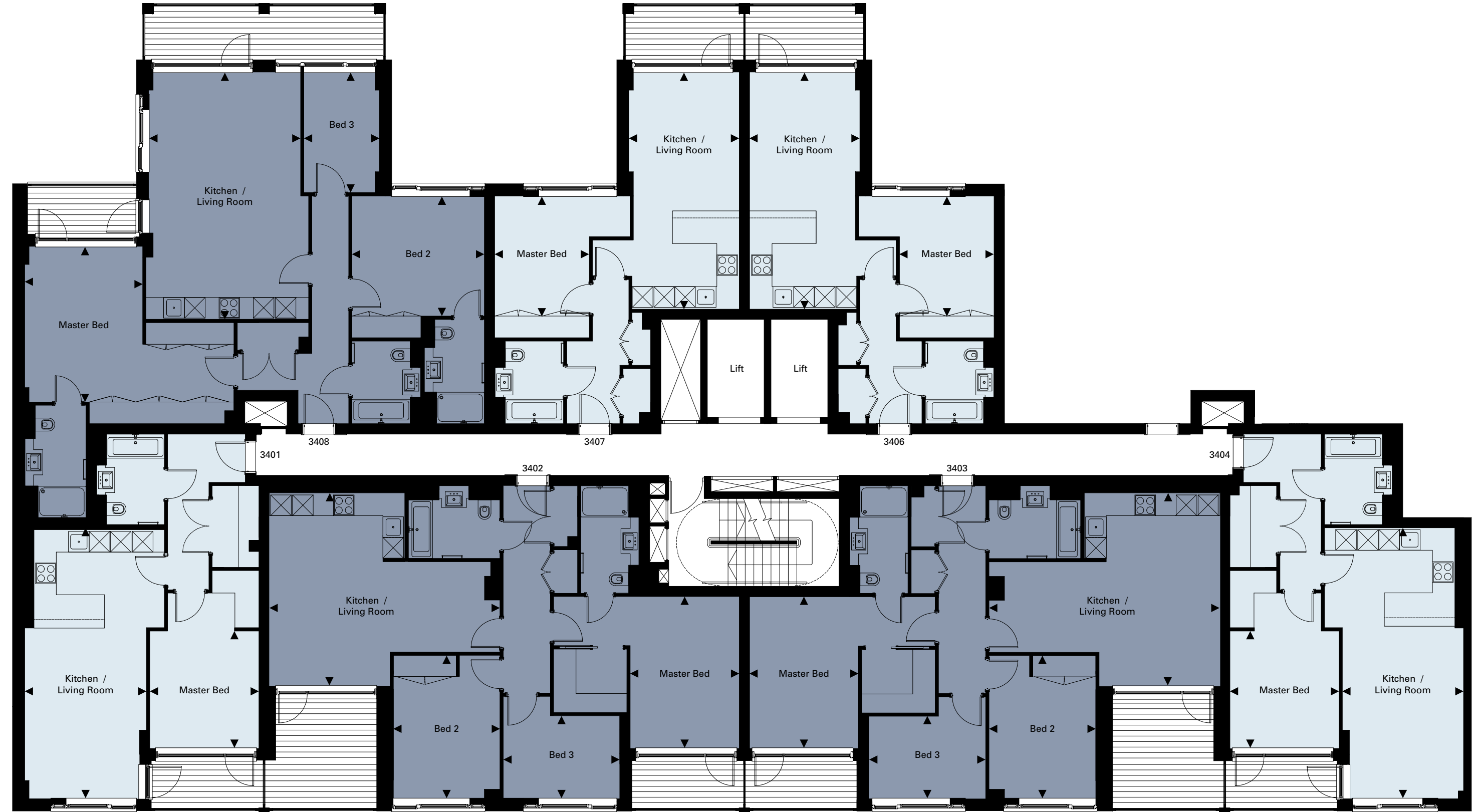
Kitchen/Living Room	4414mm x 7147mm	14'6" x 23'5"
Master Bed	3429mm x 4522mm	11'3" x 14'10"
Bed 2	3845mm x 3454mm	12'7" x 11'4"
Bed 3	2200mm x 3505mm	7'3" x 11'6"
Total area	109.70 sq m	1180.80 sq ft

Apartment 3404

Kitchen/Living Room	3539mm x 7833mm	11'7" x 25'8"
Master Bed	3171mm x 3411mm	10'5" x 11'2"
Total area	60.31 sq m	649.17 sq ft



Key
 1 Bed Apartment
 3 Bed Apartment



Disclaimer Stated dimensions are subject to tolerance of plus/minus 50mm and are taken at floor level. You are advised, therefore, not to order any carpets, appliances or any other goods which depend on accurate dimensions before carrying out a check measure within your reserved plot. Kitchen layouts are indicative only and are subject to change. Doors/windows subject to final confirmation. Please ask the Sales Advisor for details. Whilst every effort has been made to ensure that the information on this is correct, it is designed specifically as a guide and Crest Nicholson reserves the right to amend the specification as necessary. This does not constitute or form any part of the sale. For details regarding the wardrobe door openings and pocket doors, please speak to a member of the sales team and refer to plot technical drawings as due to design development these details may change

Apartments

Building 3
Level 5

Apartment 3501

Kitchen/Living Room	6223mm x 5836mm	20'5" x 19'2"
Master Bed	3429mm x 3733mm	11'3" x 12'3"
Bed 2	3434mm x 3036mm	11'3" x 10'0"
Bed 3	3383mm x 2455mm	11'1" x 8'1"
Total area	114.94 sq m	1237.20 sq ft

Apartment 3502

Kitchen/Living Room	3631mm x 6946mm	11'11" x 22'9"
Master Bed	3048mm x 3774mm	10'2" x 12'5"
Total area	50.00 sq m	538.20 sq ft

Apartment 3503

Kitchen/Living Room	6714mm x 5587mm	22'0" x 18'4"
Master Bed	3171mm x 4405mm	10'5" x 14'5"
Bed 2	3114mm x 4121mm	10'3" x 13'6"
Bed 3	3370mm x 2364mm	11'1" x 7'9"
Total area	97.78 sq m	1052.49 sq ft

Apartment 3504

Kitchen/Living Room	3520mm x 7816mm	11'7" x 25'8"
Master Bed	3171mm x 3411mm	10'5" x 11'2"
Total area	60.31 sq m	649.17 sq ft

Apartment 3505

Kitchen/Living Room	4414mm x 7148mm	14'6" x 23'5"
Master Bed	3410mm x 4522mm	11'2" x 14'10"
Bed 2	3845mm x 3455mm	12'7" x 11'4"
Bed 3	2200mm x 3505mm	7'3" x 11'6"
Total area	109.70 sq m	1180.80 sq ft

Apartment 3506

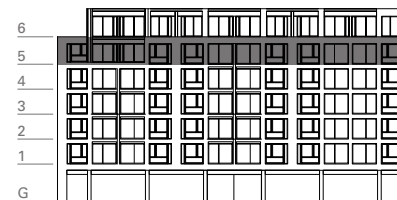
Kitchen/Living Room	3204mm x 6855mm	10'6" x 22'6"
Master Bed	2750mm x 3486mm	9'0" x 11'5"
Total area	50.10 sq m	539.27 sq ft

Apartment 3507

Kitchen/Living Room	3204mm x 6855mm	10'6" x 22'6"
Master Bed	2750mm x 3486mm	9'0" x 11'5"
Total area	50.14 sq m	539.70 sq ft

Apartment 3508

Kitchen/Living Room	3604mm x 8084mm	11'10" x 26'6"
Master Bed	3165mm x 3886mm	10'5" x 12'9"
Bed 2	3010mm x 3469mm	9'11" x 11'5"
Total area	85.90 sq m	924.62 sq ft



Disclaimer Stated dimensions are subject to tolerance of plus/minus 50mm and are taken at floor level. You are advised, therefore, not to order any carpets, appliances or any other goods which depend on accurate dimensions before carrying out a check measure within your reserved plot. Kitchen layouts are indicative only and are subject to change. Doors/windows subject to final confirmation. Please ask the Sales Advisor for details. Whilst every effort has been made to ensure that the information on this is correct, it is designed specifically as a guide and Crest Nicholson reserves the right to amend the specification as necessary. For details regarding the wardrobe door openings and pocket doors, please speak to a member of the sales team and refer to plot technical drawings as due to design development these details may change

Apartments

Building 3
Level 5



Apartment 3501

Kitchen/Living Room	6223mm x 5836mm	20'5" x 19'2"
Master Bed	3429mm x 3733mm	11'3" x 12'3"
Bed 2	3434mm x 3036mm	11'3" x 10'0"
Bed 3	3383mm x 2455mm	11'1" x 8'1"
Total area	114.94 sq m	1237.20 sq ft

Apartment 3505

Kitchen/Living Room	4414mm x 7148mm	14'6" x 23'5"
Master Bed	3410mm x 4522mm	11'2" x 14'10"
Bed 2	3845mm x 3455mm	12'7" x 11'4"
Bed 3	2200mm x 3505mm	7'3" x 11'6"
Total area	109.70 sq m	1180.80 sq ft

Apartment 3502

Kitchen/Living Room	3631mm x 6946mm	11'11" x 22'9"
Master Bed	3048mm x 3774mm	10'2" x 12'5"
Total area	50.00 sq m	538.20 sq ft

Apartment 3506

Kitchen/Living Room	3204mm x 6855mm	10'6" x 22'6"
Master Bed	2750mm x 3486mm	9'0" x 11'5"
Total area	50.10 sq m	539.27 sq ft

Apartment 3503

Kitchen/Living Room	6714mm x 5587mm	22'0" x 18'4"
Master Bed	3171mm x 4405mm	10'5" x 14'5"
Bed 2	3114mm x 4121mm	10'3" x 13'6"
Bed 3	3370mm x 2364mm	11'1" x 7'9"
Total area	97.78 sq m	1052.49 sq ft

Apartment 3507

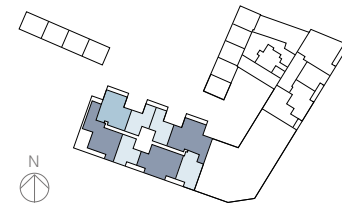
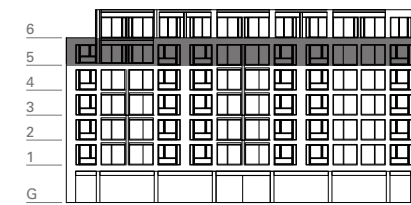
Kitchen/Living Room	3204mm x 6855mm	10'6" x 22'6"
Master Bed	2750mm x 3486mm	9'0" x 11'5"
Total area	50.14 sq m	539.70 sq ft

Apartment 3504

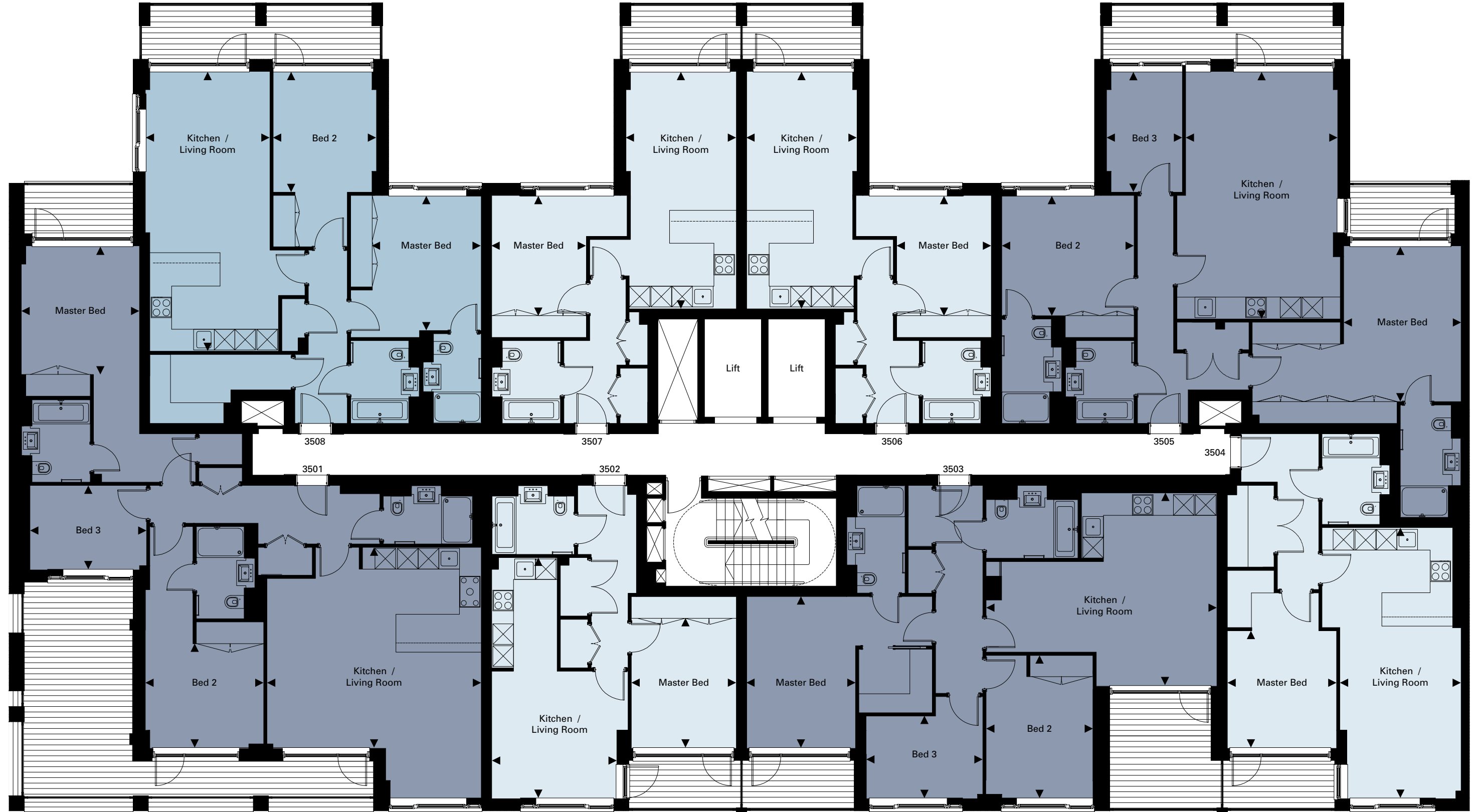
Kitchen/Living Room	3520mm x 7816mm	11'7" x 25'8"
Master Bed	3171mm x 3411mm	10'5" x 11'2"
Total area	60.31 sq m	649.17 sq ft

Apartment 3508

Kitchen/Living Room	3604mm x 8084mm	11'10" x 26'6"
Master Bed	3165mm x 3886mm	10'5" x 12'9"
Bed 2	3010mm x 3469mm	9'11" x 11'5"
Total area	85.90 sq m	924.62 sq ft



Key
 1 Bed Apartment
 2 Bed Apartment
 3 Bed Apartment



Disclaimer Stated dimensions are subject to tolerance of plus/minus 50mm and are taken at floor level. You are advised, therefore, not to order any carpets, appliances or any other goods which depend on accurate dimensions before carrying out a check measure within your reserved plot. Kitchen layouts are indicative only and are subject to change. Doors/windows subject to final confirmation. Please ask the Sales Advisor for details. Whilst every effort has been made to ensure that the information on this is correct, it is designed specifically as a guide and Crest Nicholson reserves the right to amend the specification as necessary. This does not constitute or form any part of the sale. For details regarding the wardrobe door openings and pocket doors, please speak to a member of the sales team and refer to plot technical drawings as due to design development these details may change

Penthouse Apartments

Building 3
Level 6

Penthouse Apartment 3601

Kitchen/Living Room	6465mm x 4291mm	21'3" x 14'1"
Master Bed	2810mm x 4115mm	9'3" x 13'6"
Bed 2	3193mm x 2828mm	10'6" x 9'3"
Total area	74.40 sq m	800.83 sq ft

Penthouse Apartment 3602

Kitchen/Living Room	7161mm x 4405mm	23'6" x 14'5"
Master Bed	3002mm x 3007mm	9'10" x 9'10"
Total area	55.90 sq m	601.70 sq ft

Penthouse Apartment 3603

Kitchen/Living Room	3431mm x 7631mm	11'3" x 25'0"
Master Bed	2744mm x 2955mm	9'0" x 9'8"
Bed 2	2915mm x 2326mm	9'7" x 7'8"
Total area	68.70 sq m	739.48 sq ft

Penthouse Apartment 3604

Kitchen/Living Room	3430mm x 7631mm	11'3" x 25'0"
Master Bed	3307mm x 3614mm	10'10"x 11'10"
Bed2	3260mm x 2935mm	10'8" x 9'8"
Total area	77.32 sq m	832.26 sq ft

Penthouse Apartment 3605

Kitchen/Living Room	3604mm x 9210mm	11'10" x 30'3"
Master Bed	3161mm x 3885mm	10'4" x 12'9"
Bed 2	3010mm x 3468mm	9'11" x 11'5"
Total area	84.00 sq m	904.17 sq ft

Penthouse Apartment 3606

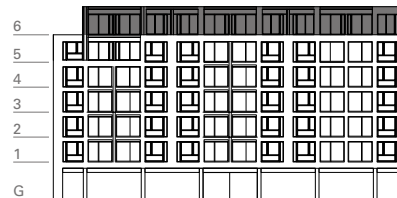
Kitchen/Living Room	3204mm x 6854mm	10'6" x 22'6"
Master Bed	2750mm x 3483mm	9'0" x 11'5"
Total area	50.84 sq m	547.24 sq ft

Penthouse Apartment 3607

Kitchen/Living Room	3204mm x 6854mm	10'6" x 22'6"
Master Bed	2750mm x 3483mm	9'0" x 11'5"
Total area	50.84 sq m	547.24 sq ft

Penthouse Apartment 3608

Kitchen/Living Room	3604mm x 8084mm	11'10" x 26'6"
Master Bed	3165mm x 3886mm	10'5" x 12'9"
Bed 2	3010mm x 3505mm	9'11" x 11'6"
Total area	86.40 sq m	930.00 sq ft



Disclaimer Stated dimensions are subject to tolerance of plus/minus 50mm and are taken at floor level. You are advised, therefore, not to order any carpets, appliances or any other goods which depend on accurate dimensions before carrying out a check measure within your reserved plot. Kitchen layouts are indicative only and are subject to change. Doors/windows subject to final confirmation. Please ask the Sales Advisor for details. Whilst every effort has been made to ensure that the information on this is correct, it is designed specifically as a guide and Crest Nicholson reserves the right to amend the specification as necessary. For details regarding the wardrobe door openings and pocket doors, please speak to a member of the sales team and refer to plot technical drawings as due to design development these details may change

Penthouse Apartments

Building 3
Level 6



Penthouse Apartment 3601

Kitchen/Living Room	6465mm x 4291mm	21'3" x 14'1"
Master Bed	2810mm x 4115mm	9'3" x 13'6"
Bed 2	3193mm x 2828mm	10'6" x 9'3"
Total area	74.40 sq m	800.83 sq ft

Penthouse Apartment 3605

Kitchen/Living Room	3604mm x 9210mm	11'10" x 30'3"
Master Bed	3161mm x 3885mm	10'4" x 12'9"
Bed 2	3010mm x 3468mm	9'11" x 11'5"
Total area	84.00 sq m	904.17 sq ft

Penthouse Apartment 3602

Kitchen/Living Room	7161mm x 4405mm	23'6" x 14'5"
Master Bed	3002mm x 3007mm	9'10" x 9'10"
Total area	55.90 sq m	601.70 sq ft

Penthouse Apartment 3606

Kitchen/Living Room	3204mm x 6854mm	10'6" x 22'6"
Master Bed	2750mm x 3483mm	9'0" x 11'5"
Total area	50.84 sq m	547.24 sq ft

Penthouse Apartment 3603

Kitchen/Living Room	3431mm x 7631mm	11'3" x 25'0"
Master Bed	2744mm x 2955mm	9'0" x 9'8"
Bed 2	2915mm x 2326mm	9'7" x 7'8"
Total area	68.70 sq m	739.48 sq ft

Penthouse Apartment 3607

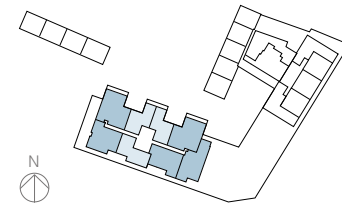
Kitchen/Living Room	3204mm x 6854mm	10'6" x 22'6"
Master Bed	2750mm x 3483mm	9'0" x 11'5"
Total area	50.84 sq m	547.24 sq ft

Penthouse Apartment 3604

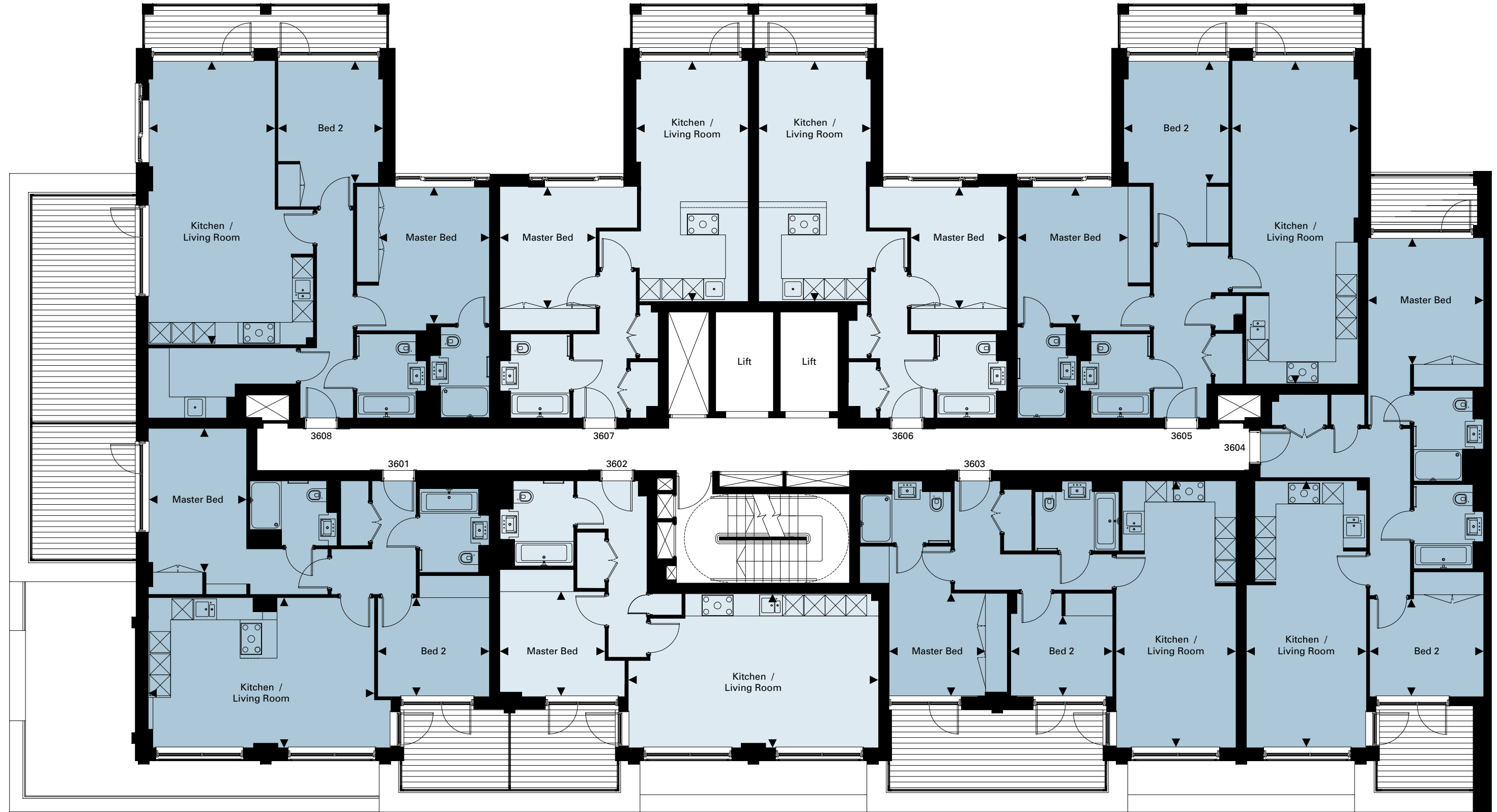
Kitchen/Living Room	3430mm x 7631mm	11'3" x 25'0"
Master Bed	3307mm x 3614mm	10'10" x 11'10"
Bed2	3260mm x 2935mm	10'8" x 9'8"
Total area	77.32 sq m	832.26 sq ft

Penthouse Apartment 3608

Kitchen/Living Room	3604mm x 8084mm	11'10" x 26'6"
Master Bed	3165mm x 3886mm	10'5" x 12'9"
Bed 2	3010mm x 3505mm	9'11" x 11'6"
Total area	86.40 sq m	930.00 sq ft



Key
■ 1 Bed Apartment
■ 2 Bed Apartment



Disclaimer Stated dimensions are subject to tolerance of plus/minus 50mm and are taken at floor level. You are advised, therefore, not to order any carpets, appliances or any other goods which depend on accurate dimensions before carrying out a check measure within your reserved plot. Kitchen layouts are indicative only and are subject to change. Doors/windows subject to final confirmation. Please ask the Sales Advisor for details. Whilst every effort has been made to ensure that the information on this is correct, it is designed specifically as a guide and Crest Nicholson reserves the right to amend the specification as necessary. This does not constitute or form any part of the sale. For details regarding the wardrobe door openings and pocket doors, please speak to a member of the sales team and refer to plot technical drawings as due to design development these details may change

Apartments

Building 4
Level 1



Apartment 4101

Kitchen/Living Room	3750mm x 6966mm	12'4" x 22'10"
Master Bed	3332mm x 3352mm	10'11"x 11'0"
Bed 2	2918mm x 3405mm	9'7" x 11'2"
Total area	79.75 sq m	858.42 sq ft

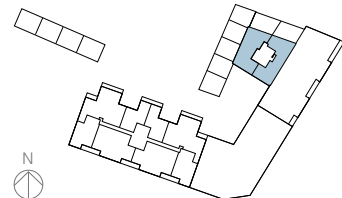
Apartment 4102

Kitchen/Living Room	4978mm x 6842mm	16'4" x 22'5"
Master Bed	3656mm x 3915mm	12'0" x 12'10"
Bed 2	3429mm x 2821mm	11'3" x 9'3"
Total area	85.10 sq m	916.01 sq ft



Key

■ 2 Bed Apartment



Disclaimer Stated dimensions are subject to tolerance of plus/minus 50mm and are taken at floor level. You are advised, therefore, not to order any carpets, appliances or any other goods which depend on accurate dimensions before carrying out a check measure within your reserved plot. Kitchen layouts are indicative only and are subject to change. Doors/windows subject to final confirmation. Please ask the Sales Advisor for details. Whilst every effort has been made to ensure that the information on this is correct, it is designed specifically as a guide and Crest Nicholson reserves the right to amend the specification as necessary. This does not constitute or form any part of the sale. For details regarding the wardrobe door openings and pocket doors, please speak to a member of the sales team and refer to plot technical drawings as due to design development these details may change

Apartments

Building 4
Level 3 & 4

Apartment 4401

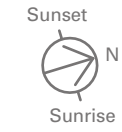
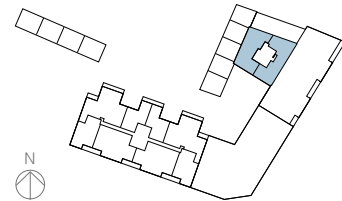
Kitchen/Living Room	3750mm x 6966mm	12'4" x 22'10"
Master Bed	3332mm x 3352mm	10'11" x 11'0"
Bed 2	2918mm x 3405mm	9'7" x 11'2"
Total area	80.00 sq m	861.11 sq ft

Apartments 4302, 4402

Kitchen/Living Room	4978mm x 6842mm	16'4" x 22'5"
Master Bed	3656mm x 3915mm	12'0" x 12'10"
Bed 2	3429mm x 2821mm	11'3" x 9'3"
Total area	85.10 sq m	916.01 sq ft

Key

■ 2 Bed Apartment



Disclaimer Stated dimensions are subject to tolerance of plus/minus 50mm and are taken at floor level. You are advised, therefore, not to order any carpets, appliances or any other goods which depend on accurate dimensions before carrying out a check measure within your reserved plot. Kitchen layouts are indicative only and are subject to change. Doors/windows subject to final confirmation. Please ask the Sales Advisor for details. Whilst every effort has been made to ensure that the information on this is correct, it is designed specifically as a guide and Crest Nicholson reserves the right to amend the specification as necessary. This does not constitute or form any part of the sale. For details regarding the wardrobe door openings and pocket doors, please speak to a member of the sales team and refer to plot technical drawings as due to design development these details may change

Apartments

Building 1
Level 5



Apartment 1501

Kitchen	1970mm x 3839mm	6'6" x 12'7"
Living Room	3308mm x 4959mm	10'10" x 16'3"
Master Bed	2988mm x 3436mm	9'10" x 11'3"
Bed 2	3365mm x 2812 mm	11'0" x 9'3"
Total area	73.92 sq m	795.67 sq ft

Apartment 1502

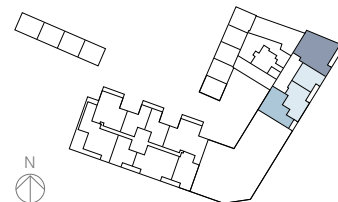
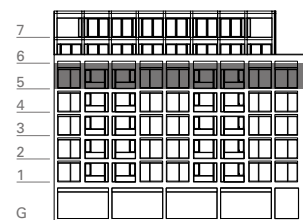
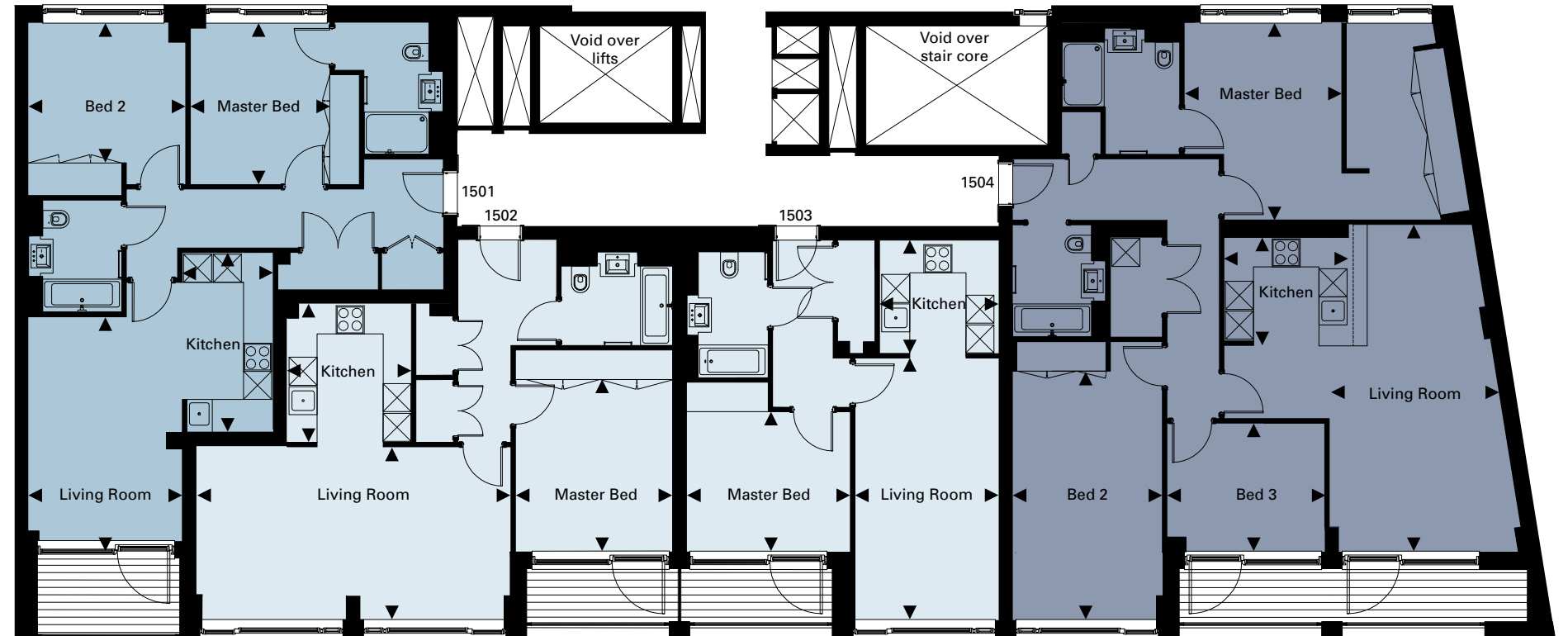
Kitchen	2646mm x 2957mm	8'8" x 9'8"
Living Room	6698mm x 3675mm	22'0" x 12'1"
Master Bed	3668mm x 3350mm	12'0" x 11'0"
Total area	63.64 sq m	685.01 sq ft

Apartment 1503

Kitchen	2551mm x 2425mm	8'4" x 7'11"
Living Room	3075mm x 5575mm	10'1" x 18'3"
Master Bed	3505mm x 3000mm	11'6" x 9'10"
Total area	49.00 sq m	527.43 sq ft

Apartment 1504

Kitchen	2670mm x 2489mm	8'9" x 8'2"
Living Room	3744mm x 6991mm	12'3" x 22'11"
Master Bed	4200mm x 3368mm	13'9" x 11'1"
Bed 2	3205mm x 5286mm	10'6" x 17'4"
Bed 3	3375mm x 2751mm	11'1" x 9'0"
Total area	114.22 sq m	1229.45 sq ft



- Key
- 1 Bed Apartment
 - 2 Bed Apartment
 - 3 Bed Apartment

Disclaimer Stated dimensions are subject to tolerance of plus/minus 50mm and are taken at floor level. You are advised, therefore, not to order any carpets, appliances or any other goods which depend on accurate dimensions before carrying out a check measure within your reserved plot. Kitchen layouts are indicative only and are subject to change. Doors/windows subject to final confirmation. Please ask the Sales Advisor for details. Whilst every effort has been made to ensure that the information on this is correct, it is designed specifically as a guide and Crest Nicholson reserves the right to amend the specification as necessary. For details regarding the wardrobe door openings and pocket doors, please speak to a member of the sales team and refer to plot technical drawings as due to design development these details may change

Penthouse Duplex Apartments

Building 1
Level 6 & 7

Duplex Apartment 1601

Kitchen/Dining	3122mm x 7039mm	10'3" x 23'1"
Living Room	3300mm x 4283mm	10'10" x 14'1"
Master Bed	3430mm x 3423mm	11'3" x 11'3"
Bed 2	2241mm x 2910mm	7'4" x 9'7"
Total area	93.01 sq m	1001.15 sq ft

Duplex Apartment 1602

Kitchen/Dining	6675mm x 3892mm	21'11" x 12'9"
Living Room	6675mm x 3976mm	21'11" x 13'1"
Master Bed	2750mm x 4273mm	9'0" x 14'0"
Bed 2	3199mm x 3101mm	10'6" x 10'2"
Total area	112.60 sq m	1212.02 sq ft

Duplex Apartment 1603

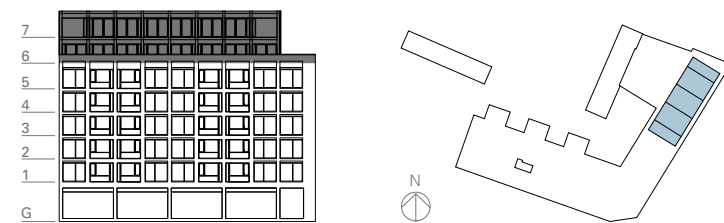
Kitchen/Dining	6675mm x 3892mm	21'11" x 12'9"
Living Room	6675mm x 3976mm	21'11" x 13'1"
Master Bed	2761mm x 4273mm	9'1" x 14'0"
Bed 2	2888mm x 3188mm	9'6" x 10'6"
Total area	112.40 sq m	1209.86 sq ft

Duplex Apartment 1604

Kitchen/Dining	6675mm x 3892mm	21'11" x 12'9"
Living Room	6675mm x 3976mm	21'11" x 13'1"
Master Bed	2750mm x 4024mm	9'0" x 13'2"
Bed 2	3199mm x 3302mm	10'6" x 10'10"
Total area	112.10 sq m	1206.63 sq ft

Duplex Apartment 1605

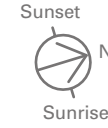
Kitchen/Dining	3120mm x 7051mm	10'3" x 23'2"
Living Room	3276mm x 4271mm	10'9" x 14'0"
Master Bed	3460mm x 3429mm	11'4" x 11'3"
Bed 2	3220mm x 2486mm	10'7" x 8'2"
Total area	93.11 sq m	1002.23 sq ft



Disclaimer Stated dimensions are subject to tolerance of plus/minus 50mm and are taken at floor level. You are advised, therefore, not to order any carpets, appliances or any other goods which depend on accurate dimensions before carrying out a check measure within your reserved plot. Kitchen layouts are indicative only and are subject to change. Doors/windows subject to final confirmation. Please ask the Sales Advisor for details. Whilst every effort has been made to ensure that the information on this is correct, it is designed specifically as a guide and Crest Nicholson reserves the right to amend the specification as necessary. This does not constitute or form any part of the sale. For details regarding the wardrobe door openings and pocket doors, please speak to a member of the sales team and refer to plot technical drawings as due to design development these details may change

Penthouse Duplex Apartments

Building 1
Level 6 & 7



Duplex Apartment 1601

Kitchen/Dining	3122mm x 7039mm	10'3" x 23'1"
Living Room	3300mm x 4283mm	10'10" x 14'1"
Master Bed	3430mm x 3423mm	11'3" x 11'3"
Bed 2	2241mm x 2910mm	7'4" x 9'7"
Total area	93.01 sq m	1001.15 sq ft

Duplex Apartment 1604

Kitchen/Dining	6675mm x 3892mm	21'11" x 12'9"
Living Room	6675mm x 3976mm	21'11" x 13'1"
Master Bed	2750mm x 4024mm	9'0" x 13'2"
Bed 2	3199mm x 3302mm	10'6" x 10'10"
Total area	112.10 sq m	1206.63 sq ft

Duplex Apartment 1602

Kitchen/Dining	6675mm x 3892mm	21'11" x 12'9"
Living Room	6675mm x 3976mm	21'11" x 13'1"
Master Bed	2750mm x 4273mm	9'0" x 14'0"
Bed 2	3199mm x 3101mm	10'6" x 10'2"
Total area	112.60 sq m	1212.02 sq ft

Duplex Apartment 1605

Kitchen/Dining	3120mm x 7051mm	10'3" x 23'2"
Living Room	3276mm x 4271mm	10'9" x 14'0"
Master Bed	3460mm x 3429mm	11'4" x 11'3"
Bed 2	3220mm x 2486mm	10'7" x 8'2"
Total area	93.11 sq m	1002.23 sq ft

Duplex Apartment 1603

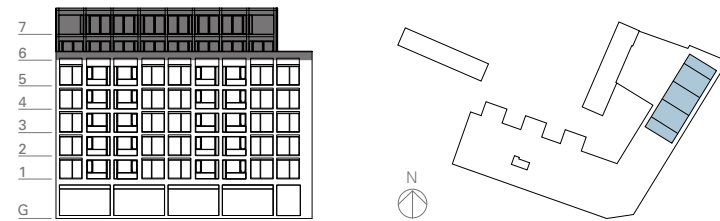
Kitchen/Dining	6675mm x 3892mm	21'11" x 12'9"
Living Room	6675mm x 3976mm	21'11" x 13'1"
Master Bed	2761mm x 4273mm	9'1" x 14'0"
Bed 2	2888mm x 3188mm	9'6" x 10'6"
Total area	112.40 sq m	1209.86 sq ft



Lower level



Upper level



Key
■ 2 Bed Apartment

Disclaimer Stated dimensions are subject to tolerance of plus/minus 50mm and are taken at floor level. You are advised, therefore, not to order any carpets, appliances or any other goods which depend on accurate dimensions before carrying out a check measure within your reserved plot. Kitchen layouts are indicative only and are subject to change. Doors/windows subject to final confirmation. Please ask the Sales Advisor for details. Whilst every effort has been made to ensure that the information on this is correct, it is designed specifically as a guide and Crest Nicholson reserves the right to amend the specification as necessary. This does not constitute or form any part of the sale. For details regarding the wardrobe door openings and pocket doors, please speak to a member of the sales team and refer to plot technical drawings as due to design development these details may change.

Penthouse Duplex Apartments

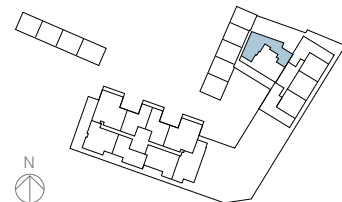
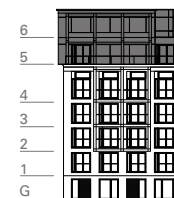
Building 4
Level 5 & 6

Duplex Apartment 4501

Kitchen/Dining	3950mm x 8388mm	13'0" x 27'6"
Living Room	4604mm x 4016mm	15'1" x 13'2"
Master Bed	4515mm x 3754mm	14'10" x 12'4"
Bed 2	2832mm x 3467mm	9'3" x 11'4"
Total area	179.70 sq m	1934.27 sq ft

Key

■ 2 Bed Apartment



Disclaimer Stated dimensions are subject to tolerance of plus/minus 50mm and are taken at floor level. You are advised, therefore, not to order any carpets, appliances or any other goods which depend on accurate dimensions before carrying out a check measure within your reserved plot. Kitchen layouts are indicative only and are subject to change. Doors/windows subject to final confirmation. Please ask the Sales Advisor for details. Whilst every effort has been made to ensure that the information on this is correct, it is designed specifically as a guide and Crest Nicholson reserves the right to amend the specification as necessary. This does not constitute or form any part of the sale. For details regarding the wardrobe door openings and pocket doors, please speak to a member of the sales team and refer to plot technical drawings as due to design development these details may change

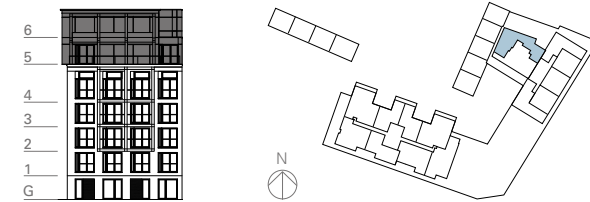
Penthouse Duplex Apartments

Building 4
Level 5 & 6

Duplex Apartment 4501

Kitchen/Dining	3950mm x 8388mm	13'0" x 27'6"
Living Room	4604mm x 4016mm	15'1" x 13'2"
Master Bed	4515mm x 3754mm	14'10" x 12'4"
Bed 2	2832mm x 3467mm	9'3" x 11'4"
Total area	179.70 sq m	1934.27 sq ft

Key
■ 2 Bed Apartment



Lower level



Upper level

Disclaimer Stated dimensions are subject to tolerance of plus/minus 50mm and are taken at floor level. You are advised, therefore, not to order any carpets, appliances or any other goods which depend on accurate dimensions before carrying out a check measure within your reserved plot. Kitchen layouts are indicative only and are subject to change. Doors/windows subject to final confirmation. Please ask the Sales Advisor for details. Whilst every effort has been made to ensure that the information on this is correct, it is designed specifically as a guide and Crest Nicholson reserves the right to amend the specification as necessary. This does not constitute or form any part of the sale. For details regarding the wardrobe door openings and pocket doors, please speak to a member of the sales team and refer to plot technical drawings as due to design development these details may change

Specification

A standard of specification that fuses the classic and contemporary for enduring appeal.



Kitchen

- Contemporary kitchen with handleless soft close doors and drawers
- Full height techstone worktop and upstands to underside of wall units
- Recessed LED lighting to underside of wall units
- Under mounted stainless steel sink with Hansgrohe chrome tap with flow restrictor
- Siemens electric oven and induction hob, integrated extractor, microwave, dishwasher and fridge/freezer
- Plumbed for washer / dryer (space usually in hallway cupboard)
- Wine cooler to some apartments
- Pull out recycling bins

Penthouses

- Include an additional Siemens combi oven, steam oven, warming drawers and hot tap
- Full height arabascato marble worktop and upstands to underside of wall units



Bathroom & En Suites

- Full height ceramic wall tiling
- Villeroy & Boch wall hung pan with soft close seat
- Villeroy & Boch wash hand basin with Hansgrohe taps on techstone base unit
- Roca double ended bath with frameless bath screen
- Showers with frameless glass door
- Hansgrohe concealed thermostatic bath / shower mixer in chrome finish

Penthouses

- Double hand basins to master en suite in some penthouses
- Free standing bath to master en suite in penthouse 4501 only



Electrical

- Spur for future provision of alarm
- Mains operated smoke / heat / CO detector with battery back up
- Video door entry system
- Recorded CCTV to entrance lobby and lift area, wired back to management company cupboard
- Low energy LED down lighters with dimming function to living room, dining / kitchen and bedrooms
- Low energy LED down lighters to hall, bathroom and en suites
- TV/FM Sky+ multi room, Arab Satellite (Hot Bird) points to living room, master bedroom and bedroom 2
- Reinforced noggins to support flat screen TV installation to a wall in living room, master bedroom and bedroom 2
- Master telecom socket to hall area / cupboard with additional sockets in living room and bedrooms

Penthouses

- In the kitchen / dining room, pendant fitting to 3601, 3602, 3603 & 3604 only
- TV/FM Sky+ multi room to living room, breakfast / dining areas, all bedrooms and studies (where applicable)
- Reinforced noggins to support flat screen TV installation to living room, breakfast / dining areas, all bedrooms and studies (where applicable)



Heating

- Underfloor heating throughout
- Chrome heated towel rails to bathrooms, en suites and cloakrooms / WC

Penthouses

- Comfort cooling to kitchen, dining, living room and master bedroom (to duplex Penthouses 1601, 1602, 1603, 1604, 1605 & 4501)



Decoration & Joinery

- Wenge veneer full height internal doors
- Engineered hardwood flooring in Bandol Oak Classic throughout
- Full height Italian wardrobes to master bedroom and bedroom 2 (some may accommodate space for TV)
- Aluminium timber composite double glazed windows
- Walls painted in white emulsion
- White painted internal door frames
- Skirting and architraves in satin white finish

Penthouses

- Some wardrobes may accommodate lighting and space for TV
- Washed clay herringbone timber flooring throughout



Warranty & Aftercare

- NHBC 10 year warranty
- Crest Nicholson 2 year warranty



Sustainability – The Hidden Detail

- Highly efficient mechanical ventilation and heat recovery systems (MVHR) can ensure that your house benefits from a continuous supply of fresh, filtered air. The system automatically takes out old stale air and lets in fresh air
- Energy efficient, low energy LED down lighters throughout
- Water efficient taps and accessories. Stylish chrome Hansgrohe mixer taps to baths and basins provide innovative. Air Power Technology. APT mixes air with water to create a softer, more voluminous and more luxurious water flow while thermostatic bath and shower mixers give you precision temperature control for your comfort and safety. Better features that are energy and cost saving
- The composite windows are low maintenance and maximise natural daylight in your home. The glass is highly thermally efficient which helps keep the house warmer in winter and cooler in summer. When closed, they are an airtight fit eliminating drafts – perfect for the winter months

BH

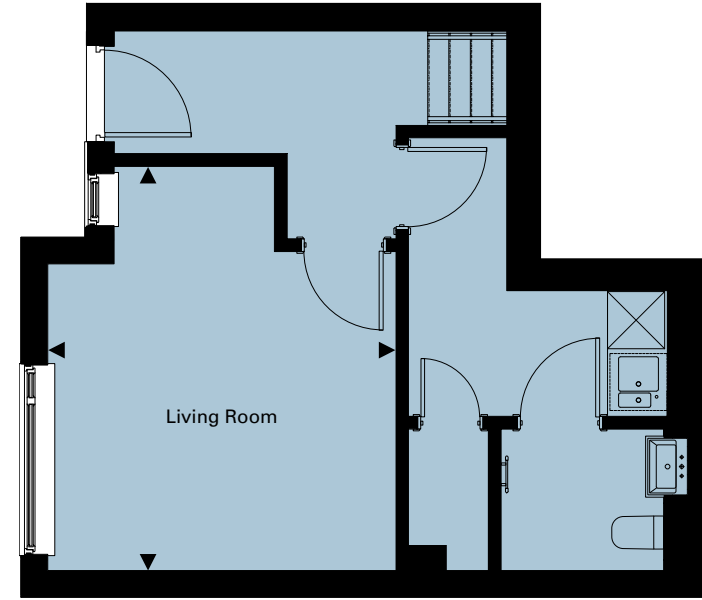
Mews Houses
floorplans



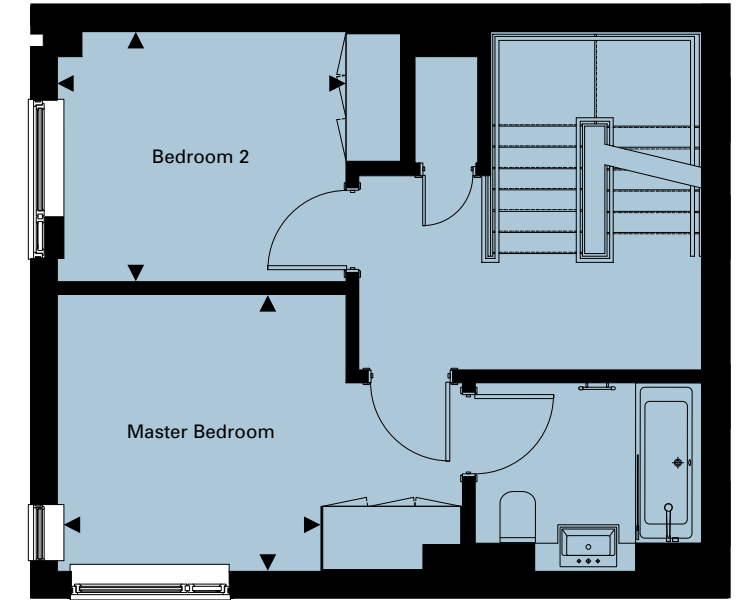
Mews Houses

2 Bedroom
7001

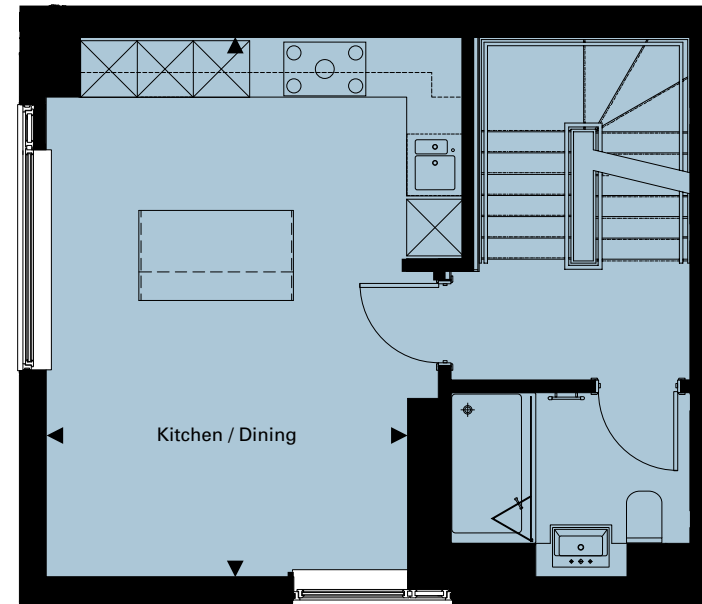
Kitchen/Dining	3788mm x 5706mm	12'5" x 18'9"
Living Room	3677mm x 3367mm	12'1" x 11'1"
Master Bedroom	3049mm x 2921mm	10'0" x 9'7"
Bedroom 2	3049mm x 2650mm	10'0" x 8'8"
Total area	120.20 sq m	1293.82 sq ft



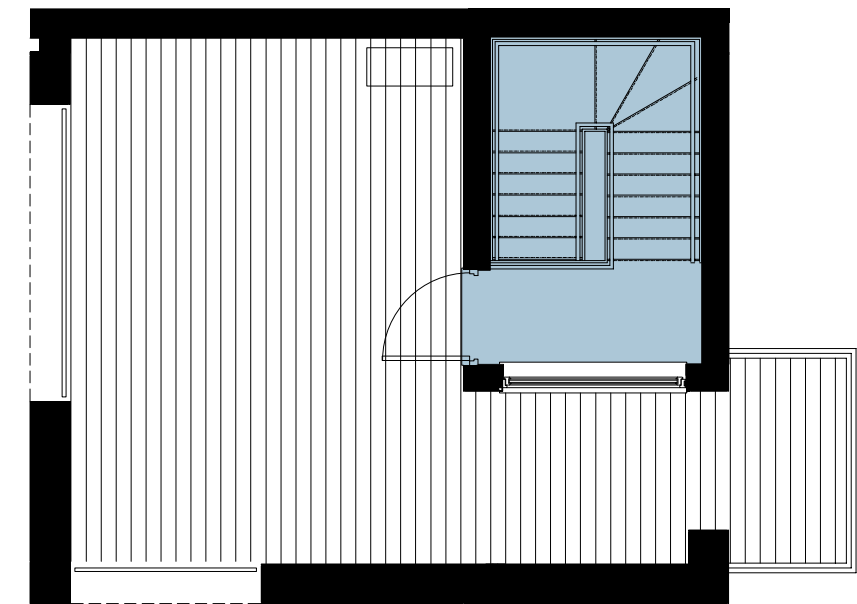
Ground Floor



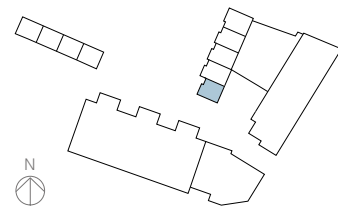
First Floor



Second Floor



Third Floor

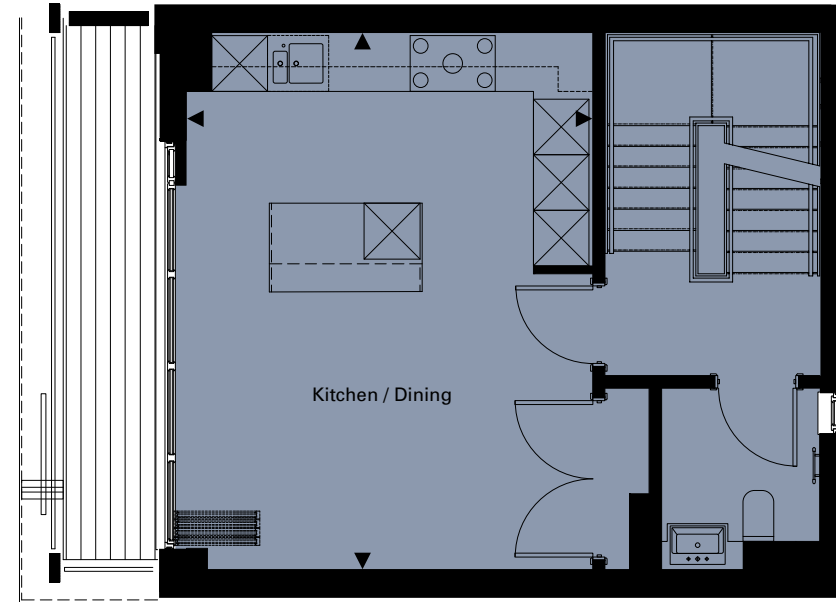


Disclaimer Stated dimensions are subject to tolerance of plus/minus 50mm and are taken at floor level. You are advised, therefore, not to order any carpets, appliances or any other goods which depend on accurate dimensions before carrying out a check measure within your reserved plot. Kitchen layouts are indicative only and are subject to change. Doors/windows subject to final confirmation. Please ask the Sales Advisor for details. Whilst every effort has been made to ensure that the information on this is correct, it is designed specifically as a guide and Crest Nicholson reserves the right to amend the specification as necessary. For details regarding the wardrobe door openings and pocket doors, please speak to a member of the sales team and refer to plot technical drawings as due to design development these details may change

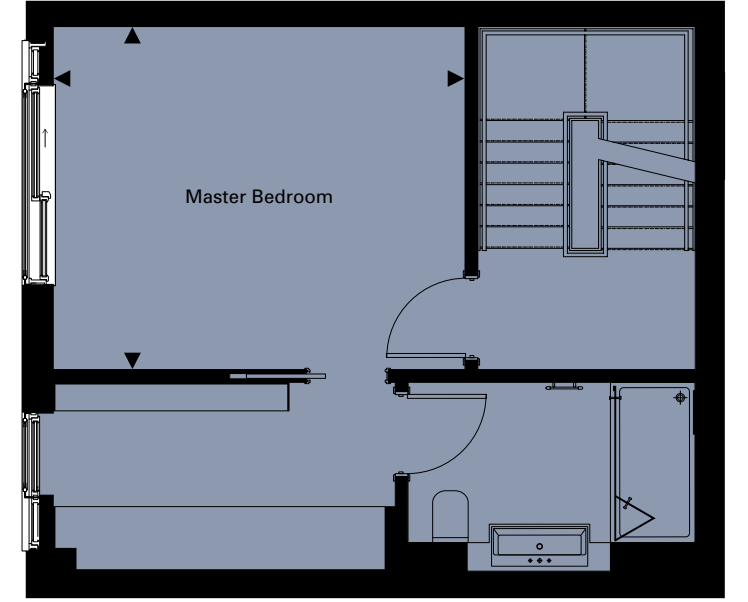
Mews Houses

3 Bedroom
5001

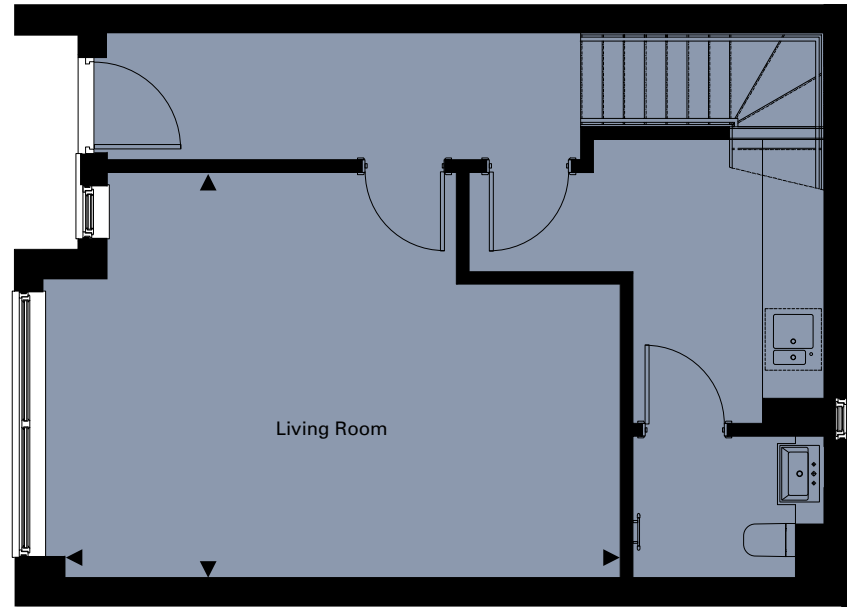
Kitchen/Dining	4348mm x 5775mm	14'3" x 18'11"
Living Room	6090mm x 4291mm	20'0" x 14'1"
Master Bedroom	4356mm x 3641mm	14'3" x 11'11"
Bedroom 2	3289mm x 2991mm	10'9" x 9'10"
Bedroom 3	3289mm x 2650mm	10'9" x 8'8"
Total area	175.70 sq m	1891.22 sq ft



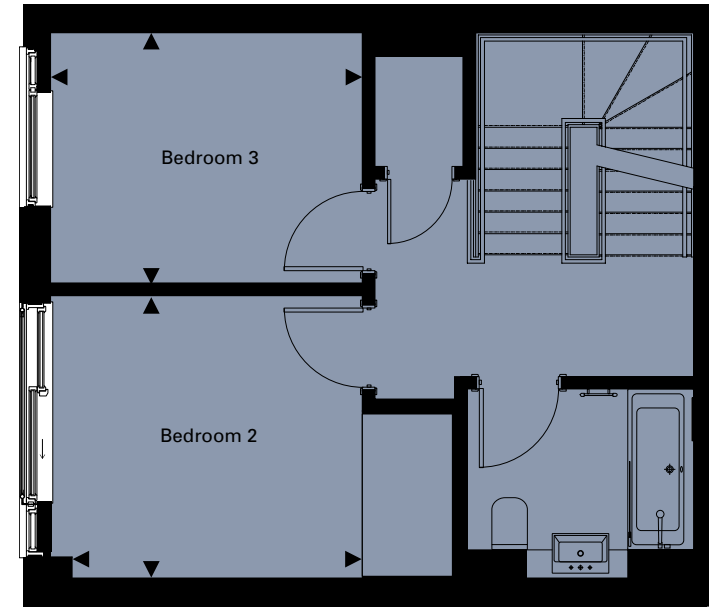
First Floor



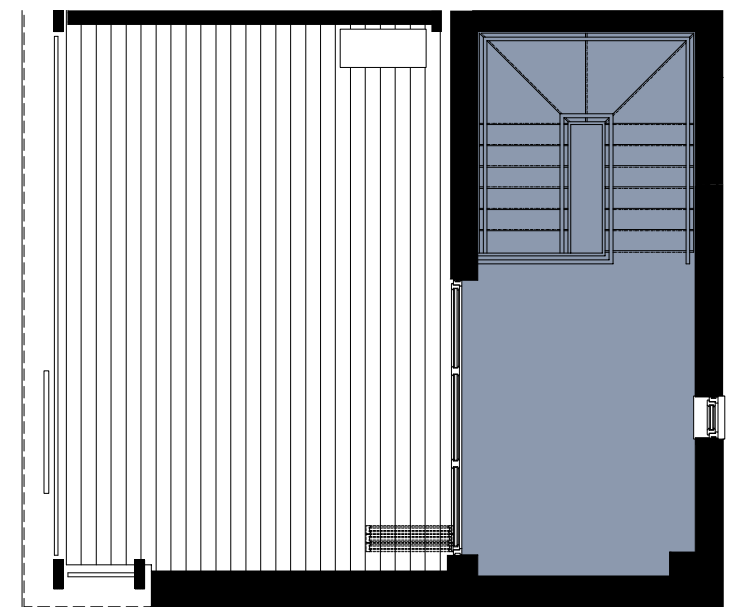
Second Floor



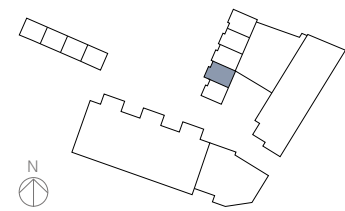
Ground Floor



Third Floor



Fourth Floor

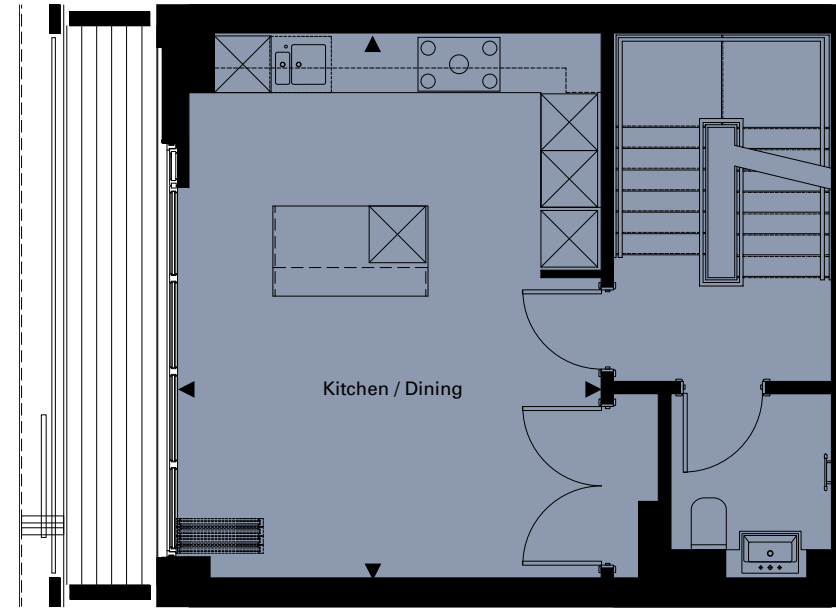


Disclaimer Stated dimensions are subject to tolerance of plus/minus 50mm and are taken at floor level. You are advised, therefore, not to order any carpets, appliances or any other goods which depend on accurate dimensions before carrying out a check measure within your reserved plot. Kitchen layouts are indicative only and are subject to change. Doors/windows subject to final confirmation. Please ask the Sales Advisor for details. Whilst every effort has been made to ensure that the information on this is correct, it is designed specifically as a guide and Crest Nicholson reserves the right to amend the specification as necessary. For details regarding the wardrobe door openings and pocket doors, please speak to a member of the sales team and refer to plot technical drawings as due to design development these details may change

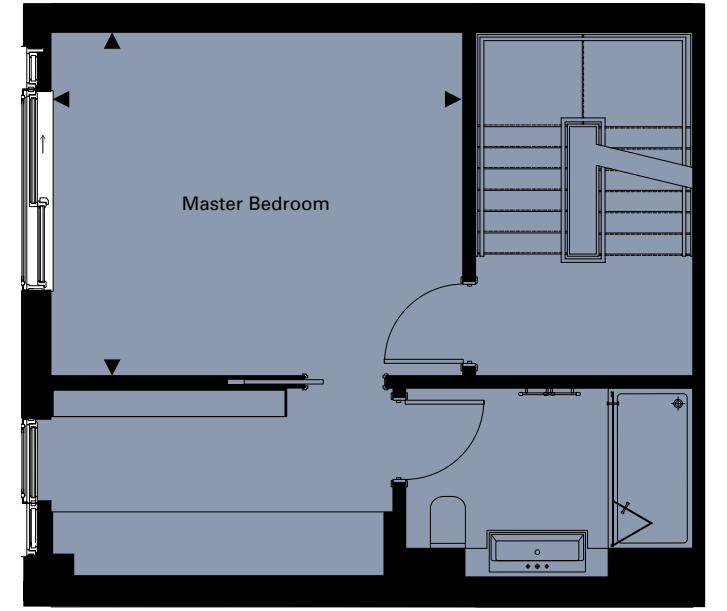
Mews Houses

3 Bedroom
5002 & 5003

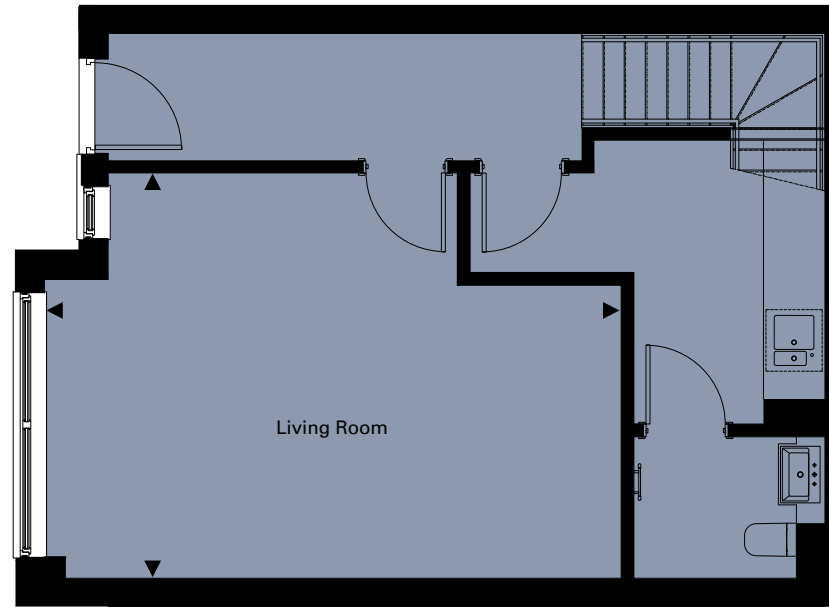
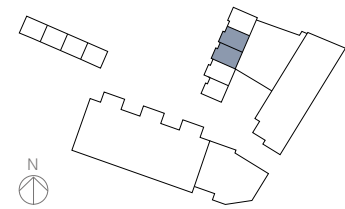
Kitchen/Dining	4348mm x 5775mm	14'3" x 18'11"
Living Room	6090mm x 4291mm	20'0" x 14'1"
Master Bedroom	4356mm x 3655mm	14'3" x 12'0"
Bedroom 2	3289mm x 2991mm	10'9" x 9'10"
Bedroom 3	3289mm x 2650mm	10'9" x 8'8"
Total area	175.85 sq m	1892.83 sq ft



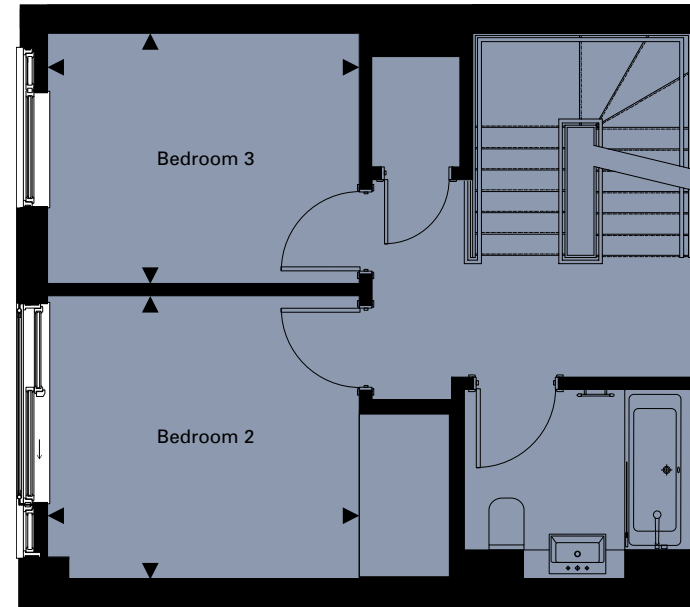
First Floor



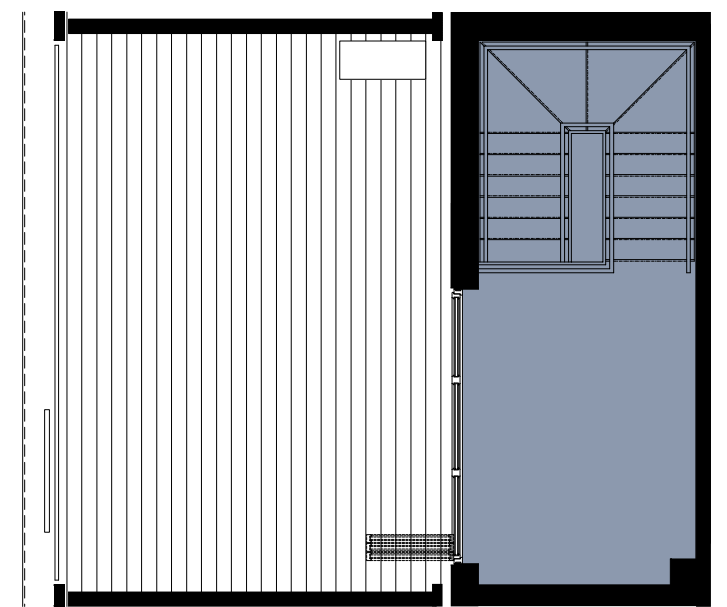
Second Floor



Ground Floor



Third Floor



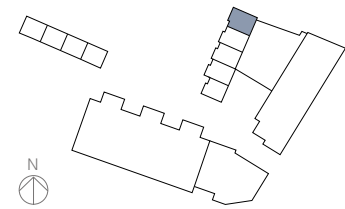
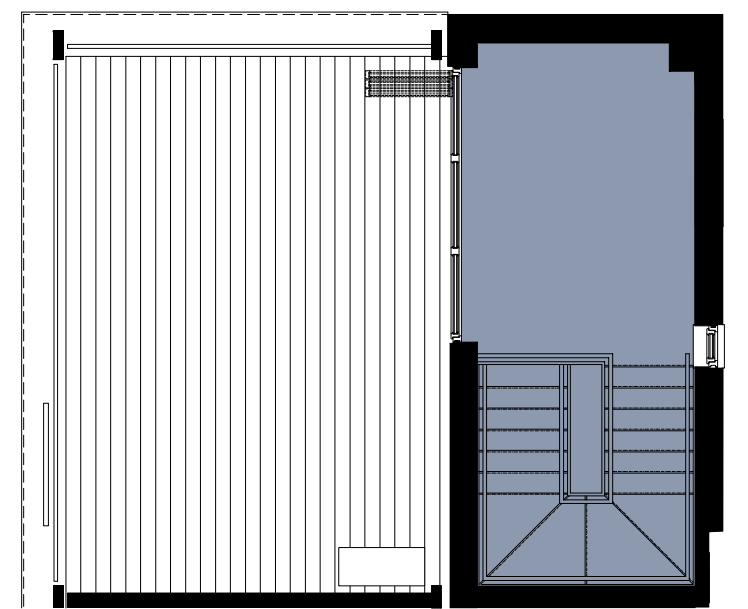
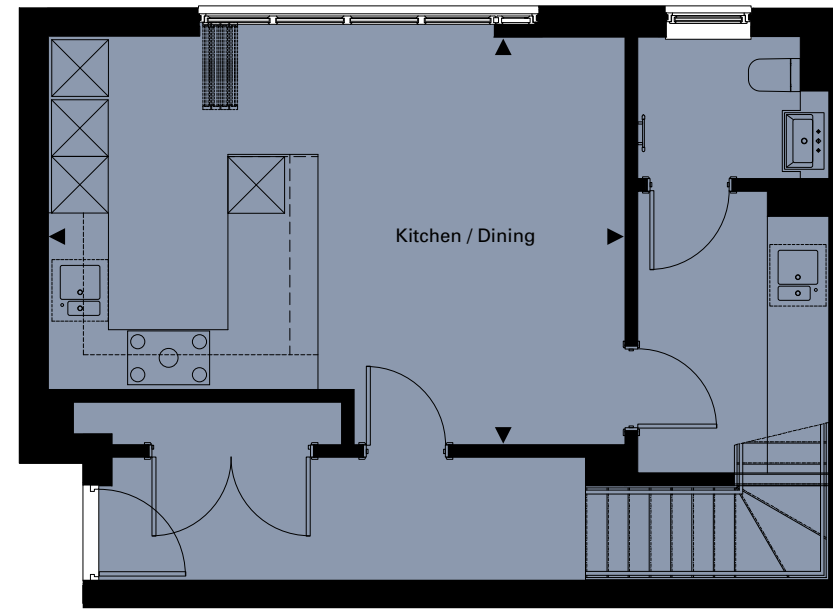
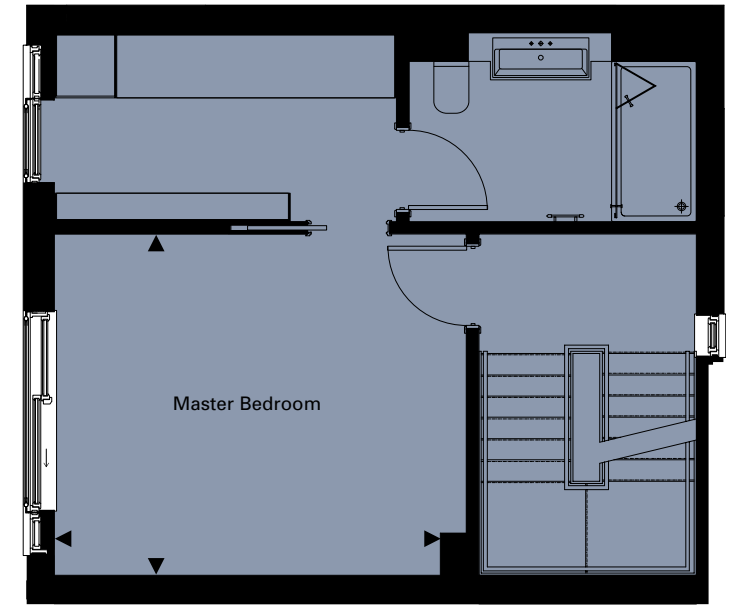
Fourth Floor

Disclaimer Stated dimensions are subject to tolerance of plus/minus 50mm and are taken at floor level. You are advised, therefore, not to order any carpets, appliances or any other goods which depend on accurate dimensions before carrying out a check measure within your reserved plot. Kitchen layouts are indicative only and are subject to change. Doors/windows subject to final confirmation. Please ask the Sales Advisor for details. Whilst every effort has been made to ensure that the information on this is correct, it is designed specifically as a guide and Crest Nicholson reserves the right to amend the specification as necessary. This does not constitute or form any part of the sale. For details regarding the wardrobe door openings and pocket doors, please speak to a member of the sales team and refer to plot technical drawings as due to design development these details may change

Mews Houses

3 Bedroom
5004

Kitchen/Dining	4306mm x 6090mm	14'2" x 20'0"
Living Room	4356mm x 5740mm	14'3" x 18'10"
Master Bedroom	4348mm x 3606mm	14'3" x 11'10"
Bedroom 2	3289mm x 2944mm	10'9" x 9'8"
Bedroom 3	3289mm x 2647mm	10'9" x 8'8"
Total area	176.00 sq m	1894.45 sq ft

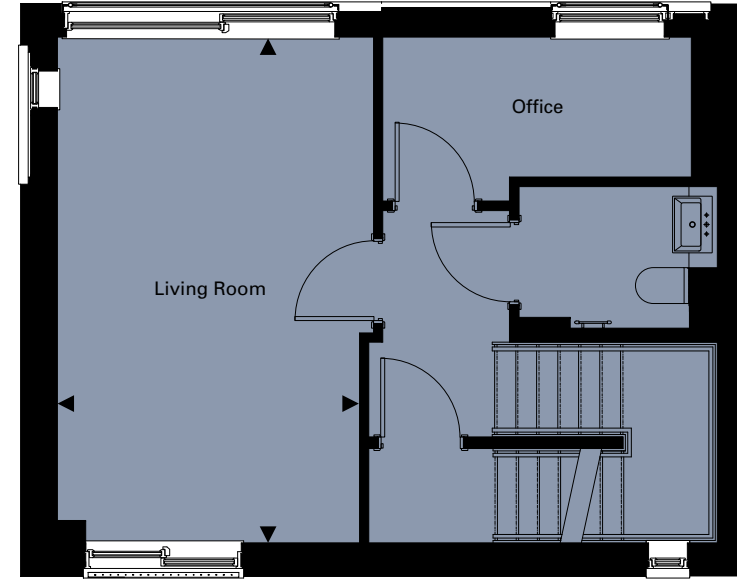


Disclaimer Stated dimensions are subject to tolerance of plus/minus 50mm and are taken at floor level. You are advised, therefore, not to order any carpets, appliances or any other goods which depend on accurate dimensions before carrying out a check measure within your reserved plot. Kitchen layouts are indicative only and are subject to change. Doors/windows subject to final confirmation. Please ask the Sales Advisor for details. Whilst every effort has been made to ensure that the information on this is correct, it is designed specifically as a guide and Crest Nicholson reserves the right to amend the specification as necessary. This does not constitute or form any part of the sale. For details regarding the wardrobe door openings and pocket doors, please speak to a member of the sales team and refer to plot technical drawings as due to design development these details may change

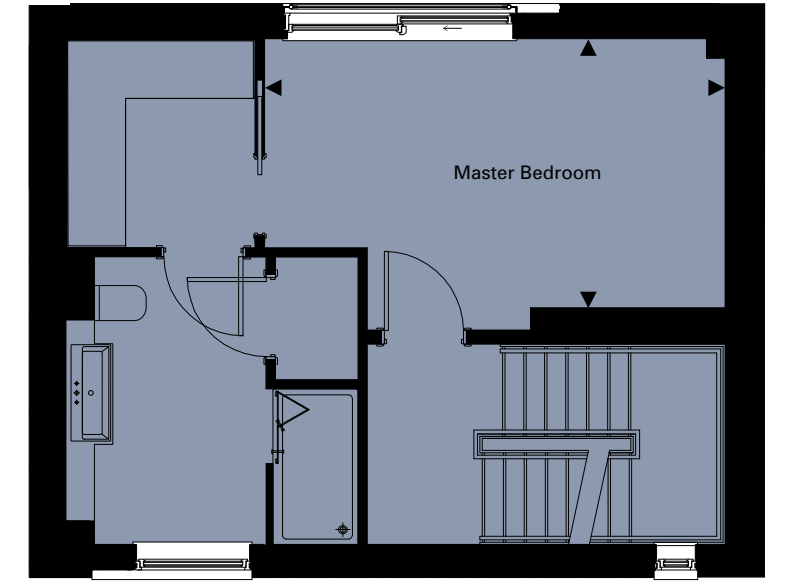
Mews Houses

3 Bedroom
6001

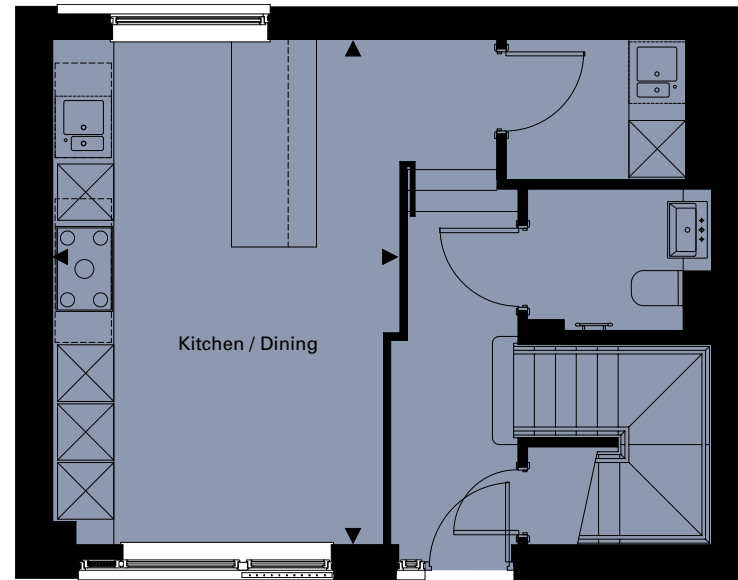
Kitchen/Dining	3470mm x 5360mm	11'5" x 17'7"
Living Room	3315mm x 5360mm	10'11" x 17'7"
Master Bedroom	4884mm x 2847mm	16'0" x 9'4"
Bedroom 2	3498mm x 3218mm	11'6" x 10'7"
Bedroom 3	3391mm x 2847mm	11'1" x 9'4"
Total area	154.72 sq m	1665.39 sq ft



First Floor



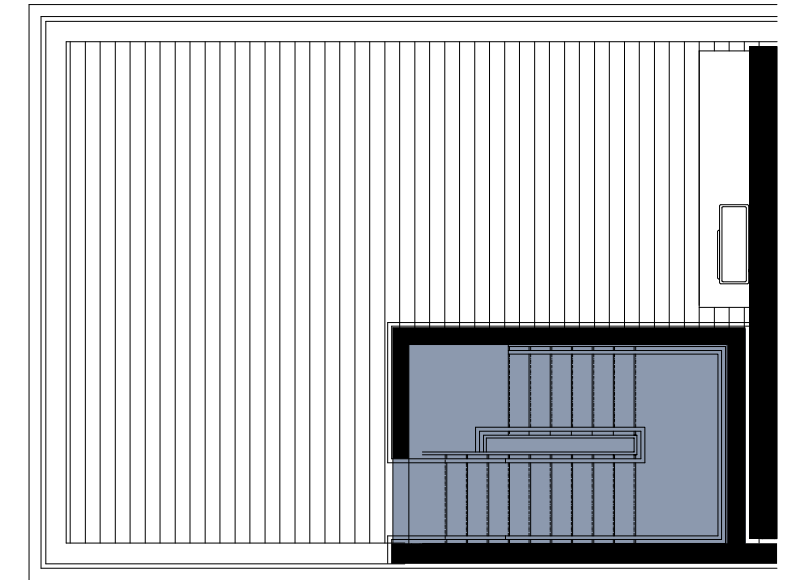
Second Floor



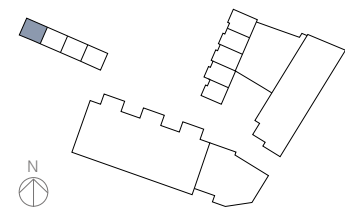
Ground Floor



Third Floor



Fourth Floor

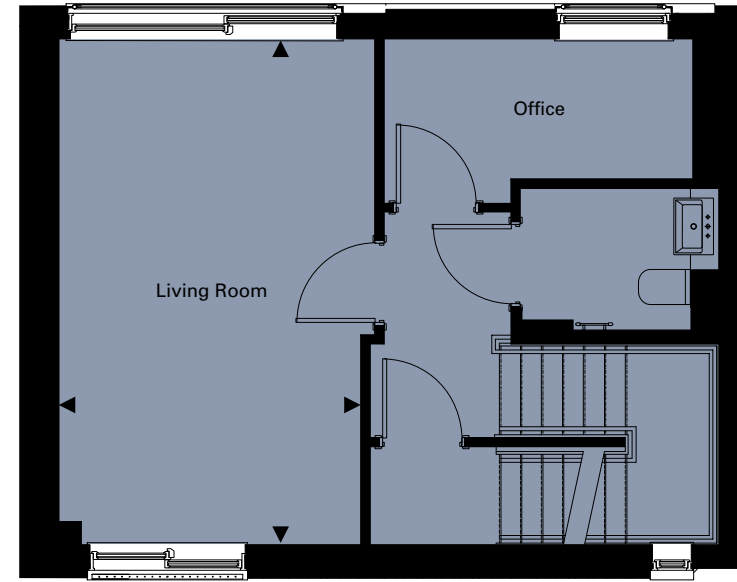


Disclaimer Stated dimensions are subject to tolerance of plus/minus 50mm and are taken at floor level. You are advised, therefore, not to order any carpets, appliances or any other goods which depend on accurate dimensions before carrying out a check measure within your reserved plot. Kitchen layouts are indicative only and are subject to change. Doors/windows subject to final confirmation. Please ask the Sales Advisor for details. Whilst every effort has been made to ensure that the information on this is correct, it is designed specifically as a guide and Crest Nicholson reserves the right to amend the specification as necessary. This does not constitute or form any part of the sale. For details regarding the wardrobe door openings and pocket doors, please speak to a member of the sales team and refer to plot technical drawings as due to design development these details may change

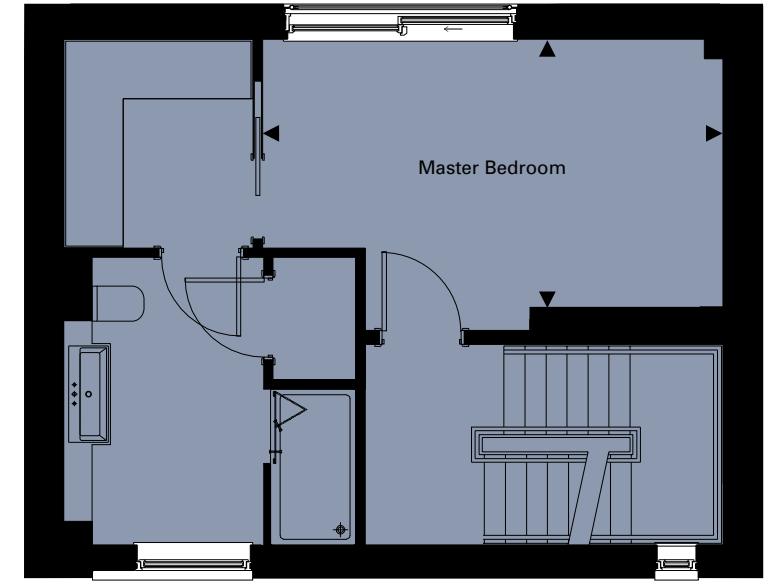
Mews Houses

3 Bedroom
6002 & 6003

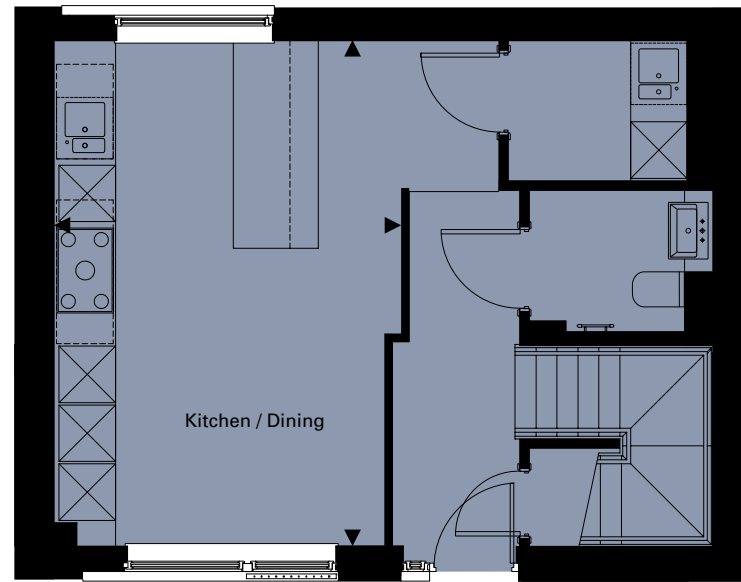
Kitchen/Dining	3739mm x 5360mm	12'3" x 17'7"
Living Room	3315mm x 5360mm	10'11" x 17'7"
Master Bedroom	4884mm x 2847mm	16'0" x 9'4"
Bedroom 2	3498mm x 3218mm	11'6" x 10'7"
Bedroom 3	3391mm x 2847mm	11'1" x 9'4"
Total area	154.72 sq m	1665.39 sq ft



First Floor



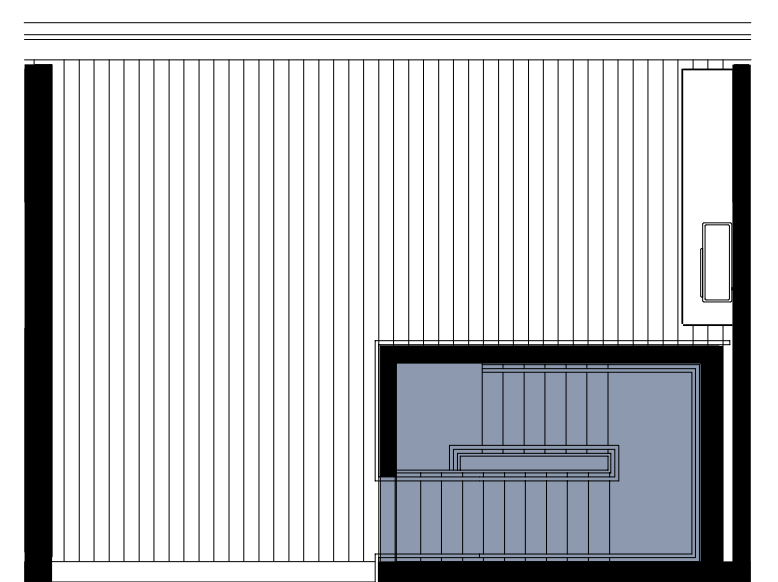
Second Floor



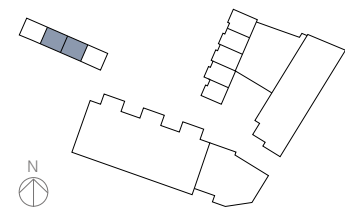
Ground Floor



Third Floor



Fourth Floor

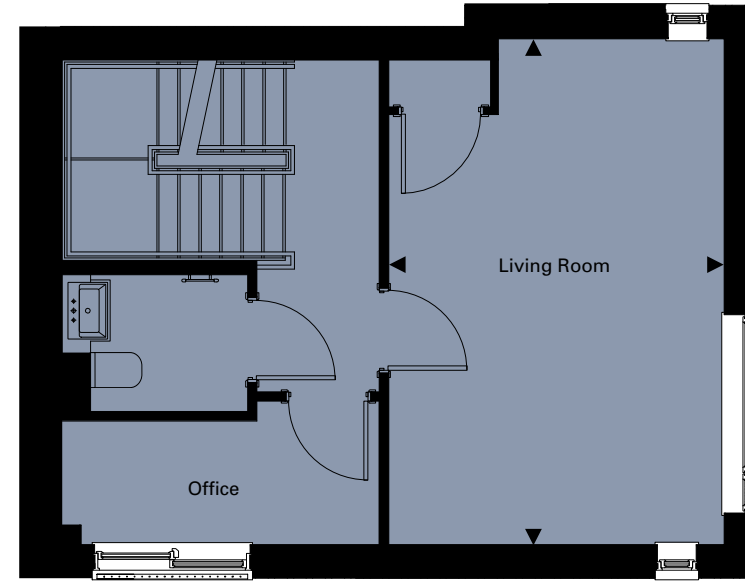


Disclaimer Stated dimensions are subject to tolerance of plus/minus 50mm and are taken at floor level. You are advised, therefore, not to order any carpets, appliances or any other goods which depend on accurate dimensions before carrying out a check measure within your reserved plot. Kitchen layouts are indicative only and are subject to change. Doors/windows subject to final confirmation. Please ask the Sales Advisor for details. Whilst every effort has been made to ensure that the information on this is correct, it is designed specifically as a guide and Crest Nicholson reserves the right to amend the specification as necessary. This does not constitute or form any part of the sale. For details regarding the wardrobe door openings and pocket doors, please speak to a member of the sales team and refer to plot technical drawings as due to design development these details may change

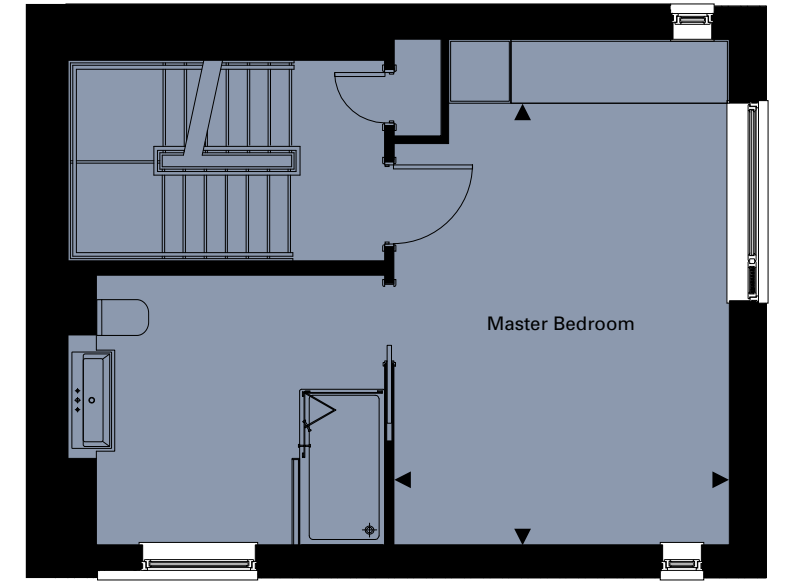
Mews Houses

3 Bedroom
6004

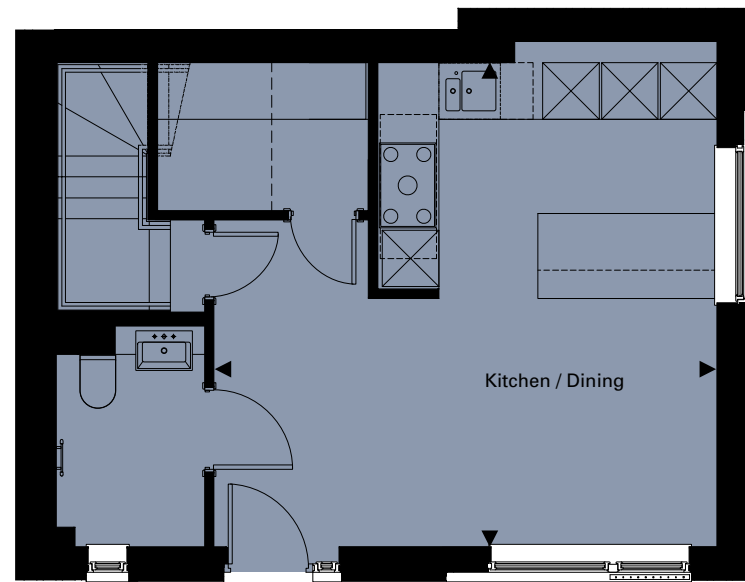
Kitchen/Dining	3730mm x 5360mm	12'3" x 17'7"
Living Room	3555mm x 5360mm	11'8" x 17'7"
Master Bedroom	3555mm x 4685mm	11'8" x 15'4"
Bedroom 2	3567mm x 2630mm	11'8" x 8'8"
Bedroom 3	3555mm x 2630mm	11'8" x 8'8"
Total area	153.85 sq m	1656.03 sq ft



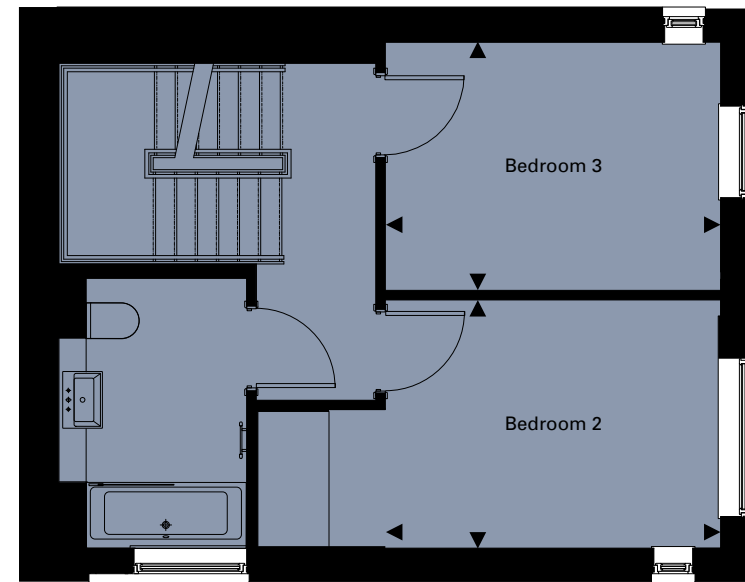
First Floor



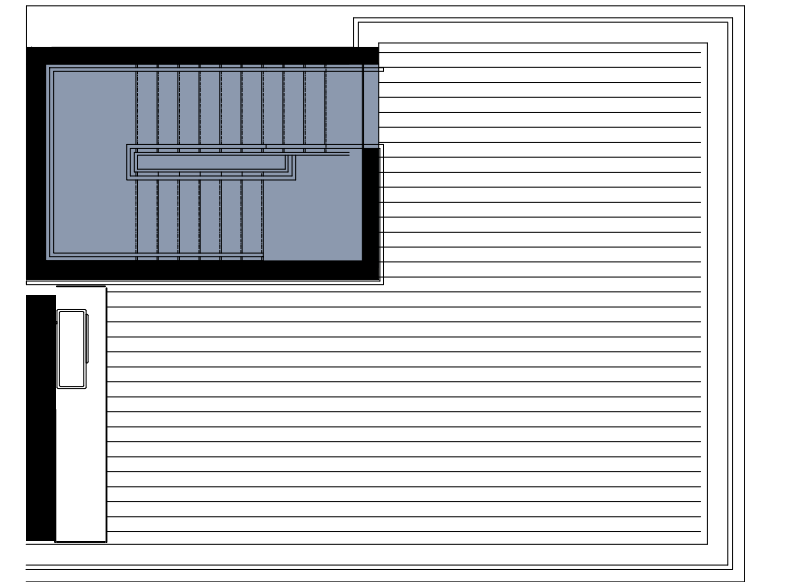
Second Floor



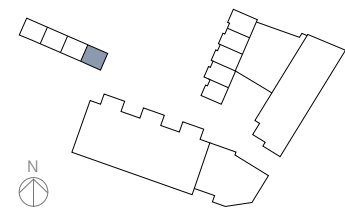
Ground Floor



Third Floor



Fourth Floor



Disclaimer Stated dimensions are subject to tolerance of plus/minus 50mm and are taken at floor level. You are advised, therefore, not to order any carpets, appliances or any other goods which depend on accurate dimensions before carrying out a check measure within your reserved plot. Kitchen layouts are indicative only and are subject to change. Doors/windows subject to final confirmation. Please ask the Sales Advisor for details. Whilst every effort has been made to ensure that the information on this is correct, it is designed specifically as a guide and Crest Nicholson reserves the right to amend the specification as necessary. This does not constitute or form any part of the sale. For details regarding the wardrobe door openings and pocket doors, please speak to a member of the sales team and refer to plot technical drawings as due to design development these details may change

Specification

A standard of specification that fuses the classic and contemporary for enduring appeal.



Kitchen

- Contemporary kitchen with handleless soft close doors and drawers
- Full height techstone worktop and upstands to underside of wall units
- Recessed LED lighting to underside of wall units
- Waterfall edge to kitchen islands (where applicable)
- Under mounted stainless steel sink with Hansgrohe chrome tap with flow restrictor
- Siemens electric oven and 900mm induction hob, integrated extractor, combi oven, steam oven, microwave, dishwasher and fridge/freezer
- Warming drawers and hot tap
- Wine cooler
- Plumbed for washer / dryer (space usually in hallway cupboard)
- Pull out recycling bins



Bathroom & En Suites

- Full height ceramic wall tiling
- Villeroy & Boch wall hung pan with soft close seat
- Villeroy & Boch wash hand basin with Hansgrohe taps on techstone base unit (arabascato marble base unit in master en suites)
- Roca double ended bath with frameless bath screen
- Showers with frameless glass door
- Hansgrohe concealed thermostatic bath / shower mixer



Heating & Cooling

- Gas fired centralised boilers
- Underfloor heating throughout
- Heated wall to family bathrooms, cloak rooms and master en suites
- Comfort cooling to kitchen, dining, living room and master bedroom



Decoration & Joinery

- Wenge veneer full height internal doors
- Engineered hardwood flooring in Bandol Oak Classic throughout
- Full height Italian wardrobes with integrated lighting to master bedroom and bedroom 2 (some may accommodate space for TV)
- Aluminium timber composite double glazed windows
- Walls, ceilings and internal door frames painted in white emulsion
- Skirting and architraves in satin white finish
- Porcelain tiling to ground floor of plots 5004, 6001-6004 only



Electrical

- Spur for future provision of alarm
- Mains operated smoke / heat / CO detector with battery back up
- Video door entry system
- Low energy LED down lighters with dimming function to living/dining/kitchen and bedrooms
- Low energy LED down lighters to hall, bathroom and en suites
- Pendant fittings to kitchen, dining and living room
- Master telecom socket to hall area / cupboard with additional sockets in living room and bedrooms
- TV/FM Sky+ multi room and Arab Sat to living room, dining areas and all bedrooms and studies (where applicable)
- Reinforced noggins to support flat screen TV installation



Warranty & Aftercare

- NHBC 10 year warranty
- Crest Nicholson 2 year warranty



Sustainability – The Hidden Detail

- Highly efficient mechanical ventilation and heat recovery systems (MVHR) can ensure that your house benefits from a continuous supply of fresh, filtered air. The system automatically takes out old stale air and lets in fresh air
- Energy efficient, low energy LED down lighters throughout
- Water efficient taps and accessories. Stylish chrome Hansgrohe mixer taps to baths and basins provide innovative. Air Power Technology. APT mixes air with water to create a softer, more voluminous and more luxurious water flow while thermostatic bath and shower mixers give you precision temperature control for your comfort and safety. Better features that are energy and cost saving
- The composite windows are low maintenance and maximise natural daylight in your home. The glass is highly thermally efficient which helps keep the house warmer in winter and cooler in summer. When closed, they are an airtight fit eliminating drafts – perfect for the winter months

Crest Nicholson – seal of excellence



Bloomsbury Gardens, Bloomsbury



Tileman House, Putney



Ixia, Old Street

Based on over 50 years' experience of creating award-winning homes and vibrant mixed-use developments, Crest Nicholson has long realised that bricks and mortar are just part of creating an area's most sought after address. New homes are about the people who live in them and that is why we aim to ensure that every individual home, its surroundings and location not only meet but also exceed our customers' expectations.

We combine classic and contemporary design and construction techniques with sustainable materials and state-of-the-art technology. Every

Crest Nicholson home has been architecturally designed to maximise space and create light filled interiors with a variety of complementary and highly individual external finishes. You can also be assured that your new home will provide exemplary levels of comfort and energy efficiency.

Our commitment to building exemplary new homes and creating sustainable communities is recognised in our impressive array of industry design awards, including more CIBE Gold Building for Life Awards than any other developer. This continues to reinforce both our success in

the design and delivery of attractive, sustainable new homes and our position as one of the UK's leading developers.

Small wonder that the discerning homebuyer appreciates the difference to be enjoyed in a Crest Nicholson home.

Brandon House

180 Borough High Street
London SE1 1LH
020 3437 1100

www.brandonhouseSE1.com

Part of the SE1 Portfolio
www.theSE1portfolio.com