



8 BAINBRIDGE COURT

PLYMOUTH, PL7 4HH


GUIDE PRICE : £350,000
FREEHOLD

Situated on a larger than average plot at the end of a popular cul-de-sac in Colebrook, Plympton is this immaculate 4 bedroom semi detached property. Benefiting from uPVC double glazing, gas central heating, conservatory, corner plot gardens with above ground outdoor pool, outside storage with seating area above and garage in a nearby block. A credit to its current owner an internal viewing is highly recommended.



8 BAINBRIDGE COURT

- Immaculate Semi Det House
- Modern Kitchen & Bathroom
- Cul-De-Sac Location
- Above Ground Heated Swimming Pool
- 4 Bedrooms
- Conservatory
- Corner Plot Gardens
- Viewing Highly Advised



Entrance:

Part glazed door into:

Hallway:

Under floor heating with tiled flooring, stairs to first floor, door to storage cupboard under and doors to:

Cloakroom:

Under floor heating with tiled flooring, uPVC double glazed window to the front, low flush W.C and vanity hand basin with cupboards under and upright towel rail.

Kitchen: 4.25m max x 3.92m (13'11" max x 12'10")

uPVC double glazed door to the side and window to the front. Modern wall and floor mounted units with stone worktops and matching upstands with under counter sink unit and hot water mixer tap over. Integrated washing machine and dishwasher and built in induction hob with extractor over, two eye level double ovens and microwave/combi oven. Upright Radiator.

Lounge/Diner: 6.39m x 3.94m (20'11" x 12'11")

uPVC double glazed window to the rear, and sliding patio doors to the conservatory. Wooden flooring and radiator.

Conservatory: 3.88m x 3.38m (12'8" x 11'1")

uPVC double glazed window to the side and rear and French doors to the garden.

First Floor Landing:

Doors all upstairs rooms and access to loft space.

Bedroom 1: 3.5m x 3.32m (11'5" x 10'10")

uPVC double glazed window to the rear, radiator and built in wardrobes with hanging and shelving.

Bedroom 2: 3.51m x 3.5m max (11'6" x 11'5" max)

uPVC double glazed window to the front, radiator and fitted wardrobes with hanging and shelving.

Bedroom 3: 3.50m x 2.62m (11'5" x 8'7")

uPVC double glazed window to the front and radiator.

Bedroom 4: 2.68m x 2.41m (8'9" x 7'10")

uPVC double glazed window to the rear and radiator.

Shower Room:

uPVC obscure double glazed window to the side. Double shower cubicle with glazed screens, low flush W.C and wash hand basin with vanity cupboards under. Tiling to all splash back areas and to shower area and heated towel rail.

Outside:

Situated on a generous corner plot with gardens surrounding three side. To the front is a path leading to the front and giving access to the side. Further to the front is a lawned garden area. To the side is a decked area with a sunken above ground swimming pool with solar heat aiding and a door to a storage shed with power and lighting and seating area on top. Further to the side is a lawned garden and a shed housing the pump and filtration system with solar panels on the roof. The gardens sweeps around to the rear where there is a decking seating area and further lawned gardens . To the bottom of the garden is a sunken decked seating area ideal for relaxing after a long day at work. Steps lead up to the balcony seating area over the shed which has views over all the garden.

Garage:

Situated in a nearby block with metal up and over door.



Material Information:

- * Council Tax Band - C - Annual Cost £2067.04
- * Construction - Traditional
- * Outdoor Heated Above Ground Swimming Pool (solar heating)
- * Mains gas, electric, sewage and water, Gas central heating,
- * Parking - On Street & Garage
- * Broadband - Standard-Available, Ultrafast- Available
- * Mobile (voice) EE-Limited, Three-Likely, 02-Likely, Vodafone-Limited (indoor)
- * Mobile (data) EE-Limited, Three-Likely, 02-Limited, Vodafone-Limited (indoor)
- * Flood Risk - Very Low Risk


8 BAINBRIDGE COURT



Total Area: 116.2 m² ... 1251 ft²





Energy Efficiency Rating		
	Current	Potential
<i>Very energy efficient - lower running costs</i>		
(92 plus) A		
(81-91) B		
(69-80) C		
(55-68) D		
(39-54) E		
(21-38) F		
(1-20) G		
<i>Not energy efficient - higher running costs</i>		
England & Wales	EU Directive 2002/91/EC 	

Agents Note: Whilst every care has been taken to prepare these particulars, they are for guidance purposes only. All measurements are approximate and are for general guidance purposes only and whilst every care has been taken to ensure their accuracy, they should not be relied upon and potential buyers/tenants are advised to recheck the measurements

Moving On Estate Agents
12 Colebrook Road
Plympton
Plymouth
PL7 4AA

01752 340666
enquiries@movingonestateagents.co.uk
<https://www.movingonestateagents.co.uk>

