



Hill View Townsend



Mitcheldean, GL17 0BA

£225,000



VIRTUAL TOUR AVAILABLE Dean Estate Agents are delighted to present this beautiful 2 bedroom property situated in the village of Mitcheldean. This property benefits from a modern kitchen, spacious dining room, living room with a wood burner, two double bedrooms and a brand new bathroom. This property also comprises a large, flat enclosed garden with an outbuilding with power and lighting. We encourage booking viewings as soon as possible!!

Mitcheldean is a thriving community in the Forest of Dean filled with history. You will find many local amenities here such as convenience stores, cafes, Ladies football club, doctors surgery, a fantastic secondary school and much more! You are approximately 12 miles away from Gloucester which has fantastic transport links to the country and access to the M5.



Enter via a Upvc front door into:

Entrance Hallway:

11'0" x 3'3" (3.37 x 1.00)

Power and lighting, leads into kitchen.

Kitchen:

8'5" x 13'5" (2.58 x 4.11)

A range of eye level and base units with shelving above. This kitchen comprises of an integrated fridge and freezer, induction hob and electric oven, space for a washer drier, boiler, power and lighting. There are two double glazed Upvc windows to the rear aspect, Upvc double glazed door to rear garden and a loft hatch. Arch way to the stairs and dining room.

Dining Room:

11'1" x 11'9" (3.40 x 3.60)

Double panelled radiator, Upvc double glazed window to rear aspect, power and lighting, storage under the stairs. Arch way to the lounge.

Living Room:

11'0" x 12'3" (3.37 x 3.75)

Double glazed Upvc window to front aspect, wood burner, double panelled radiator, TV point and Sky dish, power and lighting.

First Floor Landing:

3'5" x 4'1" (1.06 x 1.26)

Doors to bedrooms and bathroom, lighting, loft hatch.

Bedroom One:

11'0" x 12'0" (3.37 x 3.68)

Upvc double glazed window to front aspect, feature fireplace, power and lighting.

Bedroom Two:

7'3" x 12'0" (2.21 x 3.66)

Double panelled Upvc window to rear aspect, power and lighting, double panelled radiator, folding door.

Bathroom:

6'3" x 7'5" (1.93 x 2.28)

New bathroom September 2024. Bath with shower head above, WC, hand wash basin, double glazed Upvc window.

Outside:

As you approach the garden you are met with a patio area perfect for a table and chairs, there is also access to the outbuilding. Up a few steps there is another patio area with outside power sockets perfect for a hot tub. Up again you will find a flat laid-to lawn garden surrounded by mature shrubs, stepping stones up to the top of the garden.

Outbuilding:

10'2" x 5'5" (3.10 x 1.67)

Power and lighting, two single glazed windows.



Consumer Notes: Dean Estate Agents Ltd have prepared the information within this website/brochure with care and co-operation from the seller. It is intended to be indicative rather than definitive, without a guarantee of accuracy. Before you act upon any information provided, we request that you satisfy yourself about the completeness, accuracy, reliability, suitability or availability with respect to the website or the information, products, services, or related graphics contained on the website for any purpose. These details do not constitute any part of any Offer, Contract or Tenancy Agreement.

Photographs used for advertising purposes may not necessarily be the most recent photographs, although every effort is made to update photographs at the earliest opportunity. Any reliance you place on such information is therefore strictly at your own risk. All photographic images are under the ownership of Dean Estate Agents Ltd and therefore Dean Estate Agents retain the copyright. You must obtain permission from the owner of the images to reproduce them.

Tenanted Properties – we are not always able to show the most recent condition of a property due to tenants' privacy and we may choose to show the photographs of the property when it was last vacant to at least allow clients some idea of the internal condition. Therefore, we would of course, urge you to view before making any decisions to purchase or rent the property and before any costs.

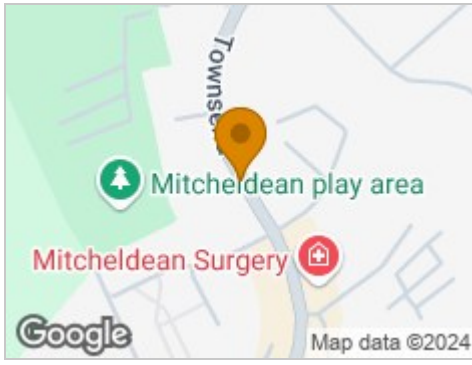
Energy Performance Certificates are supplied to us via a third party and we do not accept responsibility for the content within such reports.

PRC Certificates – Some ex-local authority properties have been repaired in recent years using the PRC Scheme wherein a certificate has been produced by a qualified property engineer. This certificate does not imply the suitability for a mortgage approval and you must satisfy yourself of the work carried out that may meet your lenders criteria.

As with leasehold property or new build development sites, you are likely to be responsible for a contribution to management charges and/or ground rent or a contribution to the development service charge. Please enquire at the time of viewing.

You may also incur fees for items such as leasehold packs and, in addition, you will also need to check the remaining length of any lease before you complete a mortgage application form. Please ask a member of our team for any help required before committing to purchase a property and incurring expense.

Road Map



Hybrid Map



Terrain Map



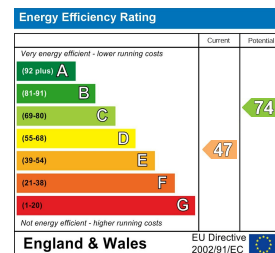
Floor Plan



Viewing

Please contact our Coleford Office on 01594 835751 if you wish to arrange a viewing appointment for this property or require further information.

Energy Efficiency Graph



These particulars, whilst believed to be accurate are set out as a general outline only for guidance and do not constitute any part of an offer or contract. Intending purchasers should not rely on them as statements of representation of fact, but must satisfy themselves by inspection or otherwise as to their accuracy. No person in this firm's employment has the authority to make or give any representation or warranty in respect of the property.