

HARRY CHARLES

Property Specialists



Leavesden Road, Watford, WD24 5EB

Price £425,000



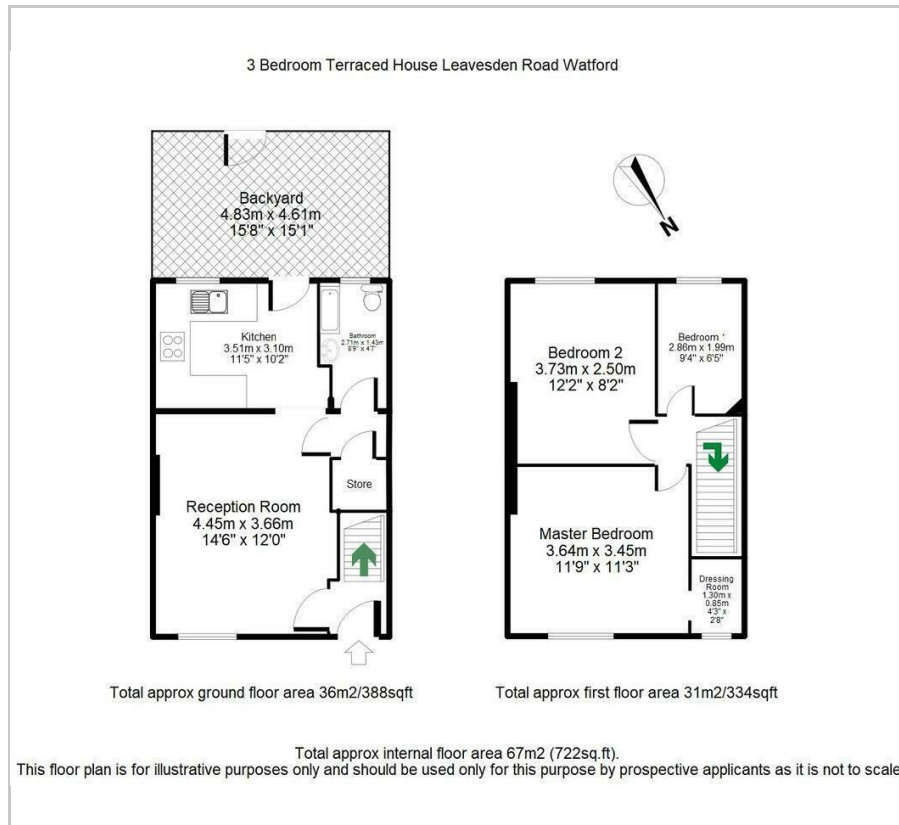
**** THREE BEDROOM OFF LANDING TERRACED HOME - OFF ROAD PARKING TO REAR - RE-FITTED KITCHEN - LOUNGE/DINER- ENTRANCE HALL - DOWNSTAIRS BATHROOM - COURTYARD REAR GARDEN - WELL POSITIONED FOR WATFORD JUNCTION MAINLINE RAILWAY STATION ****

We are delighted to be favoured with Sole agency instructions to offer for sale this well presented three bedroom terraced home well positioned for Watford Junction mainline railway station on Leavesden Road. The property benefits from an entrance hall, lounge/diner, re-fitted kitchen and bathroom to the ground floor. To the first floor are three well proportioned bedrooms - all off the landing - and there is a cupboard recess off of the master bedroom. Externally there is a courtyard rear garden which leads to the off road parking which is accessed off of a service road. In order to avoid disappointment please contact us without delay to arrange an early appointment to view.

- Three Bedroom Home
- Lounge/Diner
- 3 Bedroom Off Landing
- Courtyard Rear Garden
- Ideally Positioned For Watford Junction
- Off Road Parking To Rear
- Re-fitted Kitchen
- Downstairs Bathroom
- Council Tax Band C




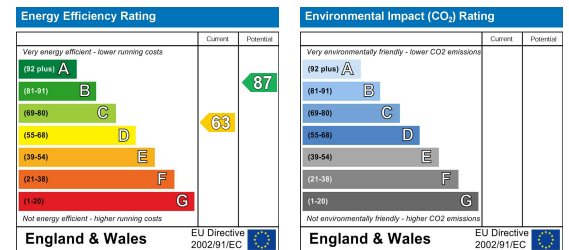
Floor Plan



Area Map



Energy Efficiency Graph



These particulars, whilst believed to be accurate are set out as a general outline only for guidance and do not constitute any part of an offer or contract. Intending purchasers should not rely on them as statements of representation of fact, but must satisfy themselves by inspection or otherwise as to their accuracy. No person in this firm's employment has the authority to make or give any representation or warranty in respect of the property.