

TO LET

Open Storage

Nine Mile Point
Industrial Estate
Cwmfelinfach
Newport, NP11 7HZ

**0.471 ACRES
AVAILABLE**



 **0845 500 6161**

Location

Cwmfelinfach is a former mining community located in the Sirhowy Valley in south-east Wales. It lies approximately 5 miles north-west of Risca, 11 miles north-west of Newport and 4 miles south of Blackwood.

Road communications are good with access to the M4 Motorway at Junction 27 approximately 8 miles away.

Specification

-  **Open storage land**
-  **Excellent location**
-  **Established and fully let industrial estate**
-  **Short-term flexible agreements can be considered**
-  **24-hour access**
-  **CCTV and lighting can be installed**
-  **Bespoke works including hardstanding & perimeter fencing available**
-  **Potential for power and water supply**



By Road

M4 J27
15 min drive




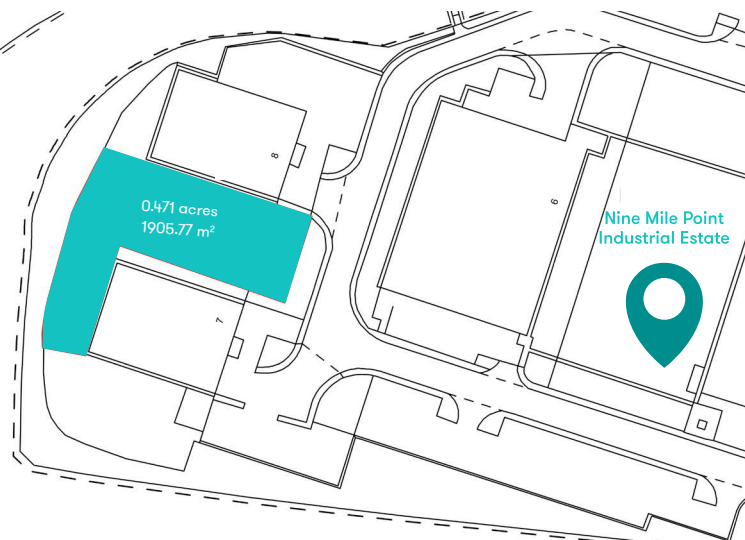
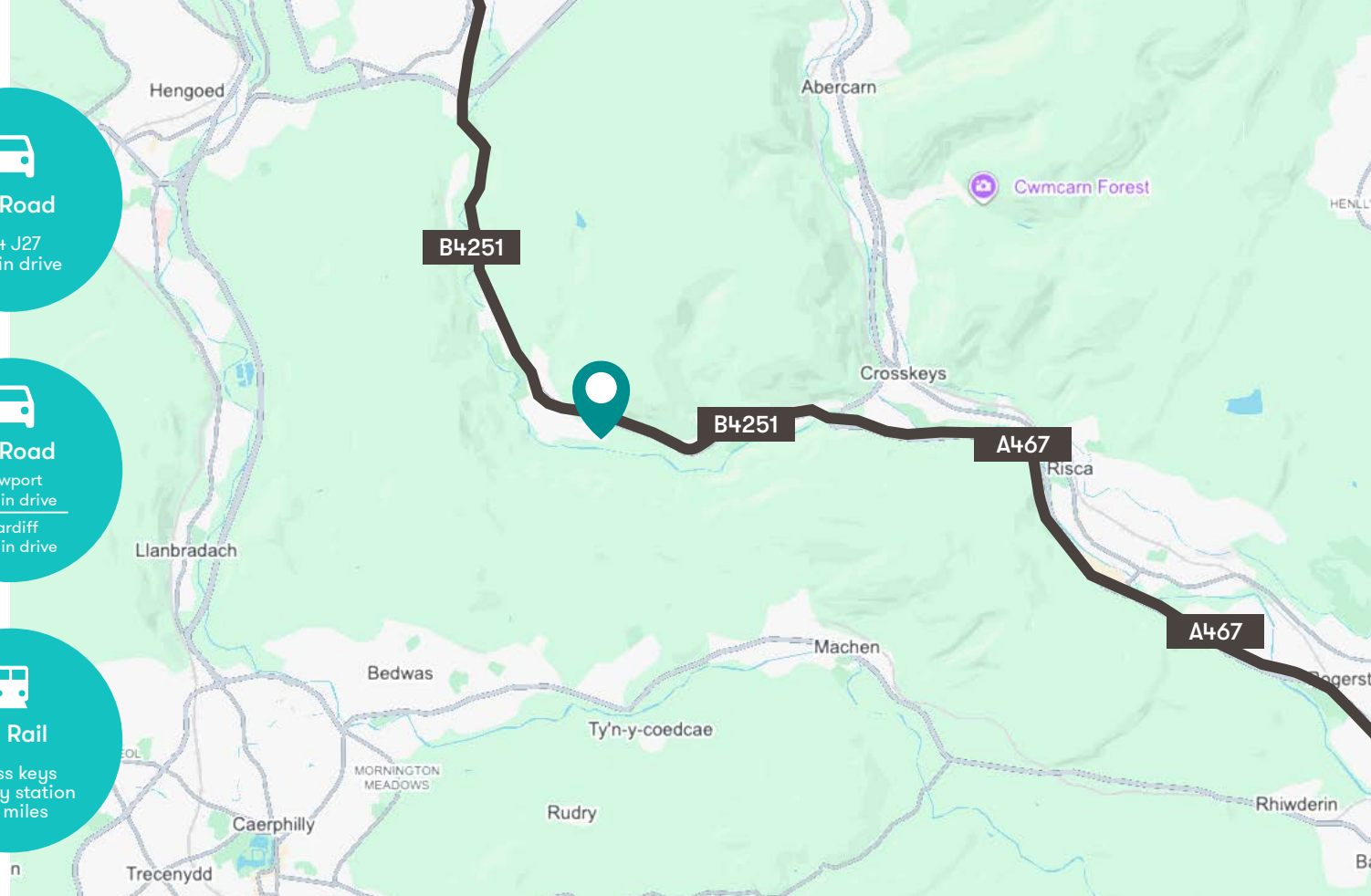
By Road

Newport
20 min drive
Cardiff
30 min drive



By Rail

Cross keys
railway station
2.8 miles



Contact



0845 500 6161
WWW.FI-REM.COM
ENQUIRIES@FI-REM.COM

Bezan Contractor
bcontractor@fi-rem.com | 07393 250 359



Rhys Price
rhys.price@knightfrank.com | 07974 366 099

029 2049 2492
KnightFrank.co.uk

Emily Wilson-Davies
emily.wilson@knightfrank.com | 07977 072 902



Adam Conway
adam.conway@jll.com | 07709 507 372

029 2022 7666
jll.co.uk/property

Kate Openshaw
kate.openshaw@jll.com | 07592 112 070