

ST. MODWEN PARK NEWPORT

NP19 4RG

///RETURN.SEATED.UNGUARDED



PV panels included at no extra cost, generating energy savings of up to £59,000 per annum*



Target accreditation places this building in the top 10% of UK warehouses for sustainability

HIGH QUALITY WAREHOUSE AVAILABLE TO LET Q3 2023

UNIT 8: 116,589 SQ FT (10,831.5 SQ M)

*BASED ON AS-BUILT PV YIELD FROM EPCA+ REQUIREMENT, ASSUMES 100% FULL ENERGY CONSUMPTION IN YEAR 1 AND UNIT RATE OF 30P PER KWH

High performance **space** for your business

If you're looking for a **high-performing, sustainable building** that works as hard as you do, then look no further. **Unit 8** is a **highly sustainable warehouse** that will deliver benefits for your business, your people and the environment.

An ideal location for the South West

St. Modwen Park Newport provides flexible opportunities to the occupier market within the industrial and logistics sectors.

This 100 acre business park is strategically located at the gateway to South Wales, around 18 miles from Cardiff and 25 miles from Bristol. Junction 23a of the M4 motorway is within 4 miles via the A4810/Queen's Way.

The estate and surrounding area benefits from the de-tolling of the Severn Bridges, further enhancing its location and access to the South West and Wales.


*data obtained using TM54 energy modelling software.



985 sq m of **rooftop solar panels** included as standard.



Smart LED lighting helping you reduce energy consumption by **up to 75%**.



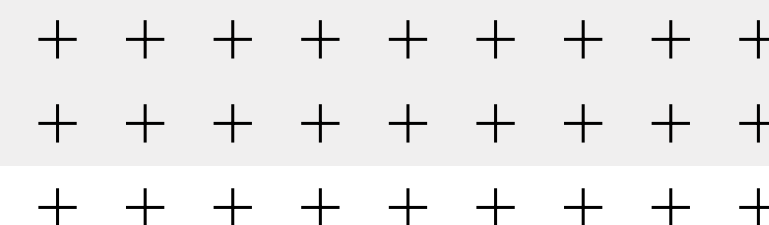
15% roof lights reduce the need for additional daytime lighting and provide a light, bright environment for your employees.



BREEAM Excellent target accreditation places this warehouse in the top 10% of warehouses in the UK for sustainability.



With an **EPC A+ rating**, customers can lower their energy bills, all whilst delivering net zero carbon offices.



Why choose Unit 8?



6 minutes to
M4, J23a



Average full time weekly
wage of £540.60 (11.78%
lower than the UK average)*



Excellent road, rail, air and
sea links, with the city served
by the Port of Newport



Nearly half a million
economically active people
within 30 minutes' drive



Greatest population increase

is projected to happen in Newport of all Welsh local authorities by 2028 (7.2%)



Strong and diverse labour pool

with nearly half a million economically active people within 30 minutes' drive



An economically active population

of 78.2% in Newport as opposed to 76% (Wales average)

You're well-connected

**ST. MODWEN
PARK
NEWPORT**



3.5 MILES

from Port of Newport



6 MINS

to junction 23a of the M4



18 MILES

from Cardiff centre



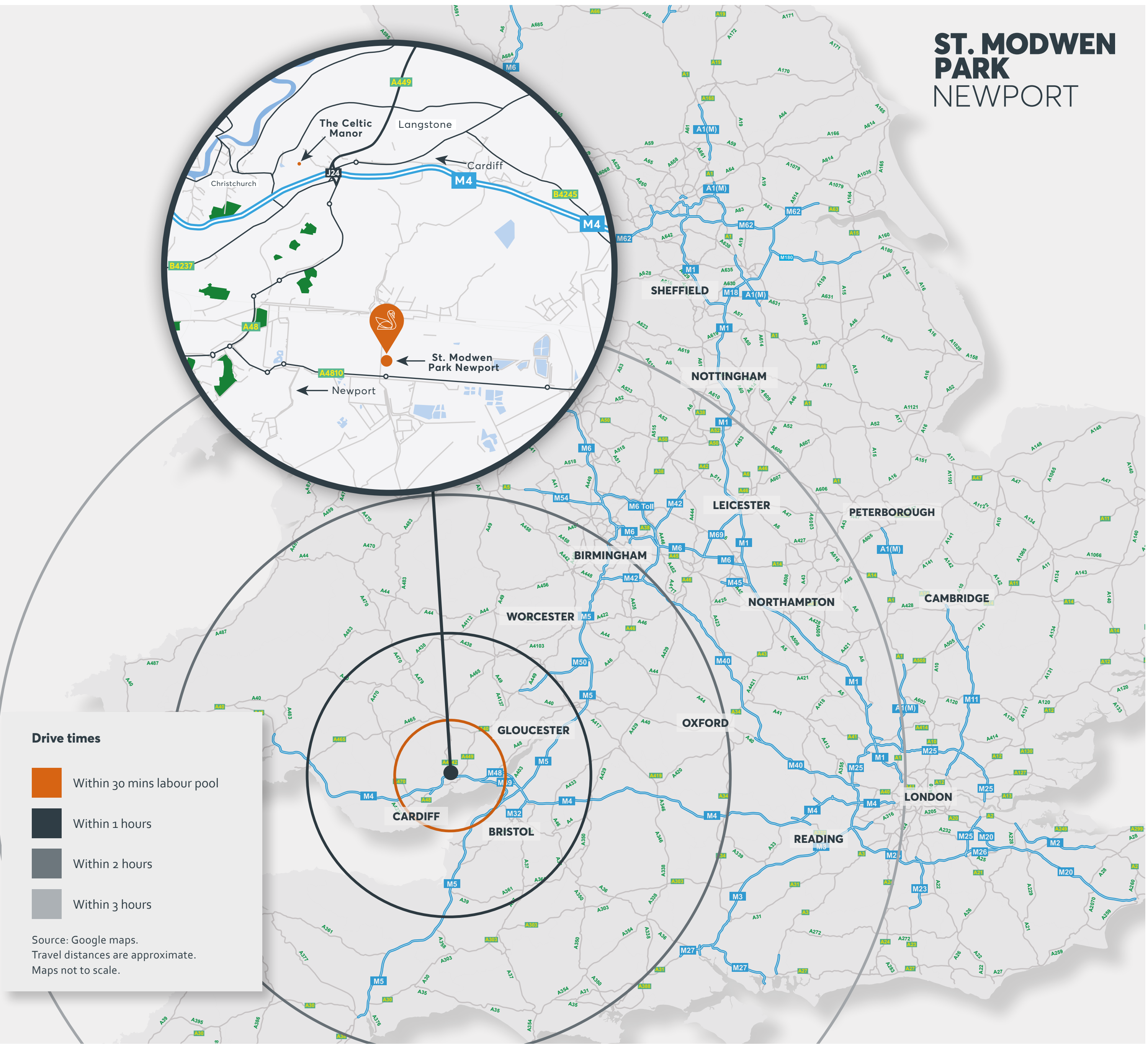
UNDER 45 MINS

to drive to two international airports (Cardiff and Bristol)

Drive times

-  Within 30 mins labour pool
-  Within 1 hours
-  Within 2 hours
-  Within 3 hours

Source: Google maps.
Travel distances are approximate.
Maps not to scale.



Schedule of accommodation

UNIT 8	
WAREHOUSE INC. GF OFFICE	105,072 SQ FT (9,761.5 SQ M)
FF OFFICE	5,667 SQ FT (526.5 SQ M)
SF PLANT DECK	5,850 SQ FT (543.5 SQ M)
TOTAL	116,589 SQ FT (10,831.5 SQ M)
YARD DEPTH	50 M
CLEAR INTERNAL HEIGHT	12.5 M
LOADING DOCKS	10
LEVEL ACCESS LOADING DOORS	6
HGV PARKING	23
CAR PARKING	125
ELECTRIC CAR CHARGING POINTS	20

All floor areas are approximate gross internal areas.
*Subject to final plan.




**BREEAM
Excellent target**



**50 kN sq/m
floor loading**



**15% roof
lights**



**Operationally
net zero carbon
to offices**



**Swan standard
specification**



**EPC
A+ rated**



**EV car
charging**



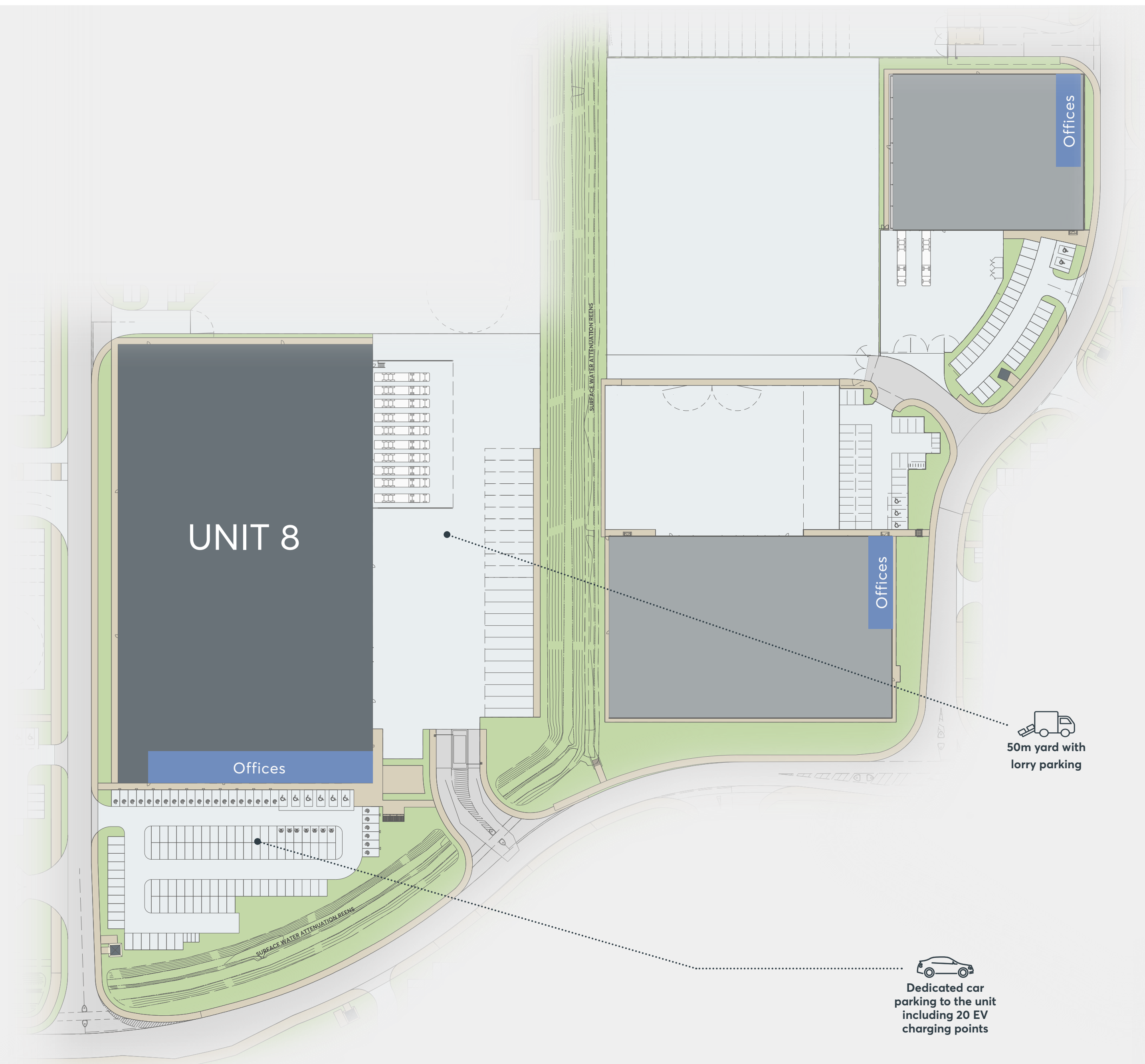
**Up to 12.5m clear
internal height**




**PV panels included
as standard**



**750 kVA of
power supply**



Site plan is indicative.


50m yard with
lorry parking


Dedicated car
parking to the unit
including 20 EV
charging points



Ben Quarrie
Development Director

“


We know that people and the planet are important to you - they're important to us too.

That's why all our new buildings are built to our Swan Standard and have sustainable features as standard, which will help you reduce operational costs whilst realising your ESG ambitions.

The sustainable nature of our buildings also means they are warm, bright spaces in which to work - which is good news for your employees and the environment.

Let's talk

07773 537 191
ben.quarrie@stmodwen.co.uk





“

At St. Modwen Logistics our aim is simple: to provide our customers with the high-performing space they need to succeed

Sarwjit Sambhi,
Chief Executive Officer

“With our Chippenham site, we knew it was going to be our biggest warehouse to date, so the need to appeal to local talent was more pertinent than ever.

We were impressed by the range of wellbeing facilities on offer in the warehouse space, which we saw would make it easier to recruit the best people. We have amazingly rich local amenities – from the park and fitness trail to outdoor seating areas where people can eat lunch together. We have been able to create hundreds of jobs since opening last year in a space where everyone genuinely enjoys coming to work”.

Huboo, St. Modwen Park Chippenham

”

The Swan standard

St. Modwen Parks embody our core purpose – to change places and create better futures.

The Swan Standard delivers improved quality, sustainable and consistent developments across the St. Modwen Logistics portfolio that impact positively on both the environment and local communities.

Through thoughtful and considered design, we have crafted a philosophy that we believe will have positive and tangible benefits for our customers.

High quality office and warehouse specification, designed with the customer in mind, focusing on health and wellbeing, sustainability and net carbon reduction.

- 75% enhancement on building regulations for air leakage
- 30% better than current requirements for embedded carbon
- Delivered by industry leading supply chain
- Sustainable environments addressing wellbeing
- Designed for flexibility and low operational cost
- Quality materials throughout
- Operational life cycle recycling
- Flexible office space for future fitout
- Low energy use
- Net carbon zero embedded



AAA rated white goods



Refreshment stations



Smart metering



Low VOC/organic paints



Acoustic control



Intelligent LED lighting



Natural light



Low energy lifts



**SUSTAINABILITY
AT THE CORE**

**HIGH
SPECIFICATION
OFFICE AND
RECEPTION
SPACES**



HANNAH BRYAN-WILLIAMS

Development & Leasing Manager

07971 386 918

hannah.bryan-williams@stmodwen.co.uk



BEN QUARRIE

Development Director

07773 537 191

ben.quarrie@stmodwen.co.uk

High performance space where you need it.

ST. MODWEN PARK NEWPORT



UNIT 8
ST. MODWEN PARK NEWPORT
NEWPORT
GWENT
WALES
NP19 4RG

stmodwenlogistics.co.uk

@StModwenLL St. Modwen Logistics @stmodwenlogistics



Chris Yates
M: 07850 658 050
E: chris.yates@cushwake.com

Rob Ladd
M: 07912 798 717
E: rob.ladd@cushwake.com



Neil Francis
M: 07766 511 983
E: neil.francis@knightfrank.com



Heather Lawrence
M: 07791 022 372
E: heather.lawrence@eu.jll.com

Kate Openshaw
M: 07592 122 070
E: kate.openshaw@eu.jll.com

Misrepresentation Act 1967. Unfair Contract Terms 1977. The Property Misdescription Act 1991. These particulars are issued without any responsibility on the part of the agent and are not to be construed as containing any representation or fact upon which any person is entitled to rely. Neither the agent or any person in their employment has any authority to make or give any representation or warranty whatsoever in relation to the property. Images throughout are for indicative purposes only.

ANTI MONEY LAUNDERING The successful lessee will be required to provide the usual information to satisfy the AML requirements when Heads of Terms are agreed. September 2023. TBDW 04116-07.