



Lantern

Parking Solutions
Report



Introduction

THIS PRESENTATION HAS BEEN PREPARED TO PROVIDE DETAILS REGARDING THE ON-SITE PARKING ARRANGEMENTS AND THE PARKING OPPORTUNITIES THAT ARE AVAILABLE WITHIN THE VICINITY OF LANTERN.

A total of 20 marked undercroft car parking spaces are provided on-site, accessed from Sun Lane. Additional parking capacity is provided within informal parking zones.

In addition, dedicated remote parking spaces are also held by the landlord, Berwick Hill, for Lantern occupiers' exclusive use; located nearby at:

- Hines Meadow Car Park - 50 spaces
- Nicholsons Car Park - 11 spaces
- Sun Lane - 2 spaces

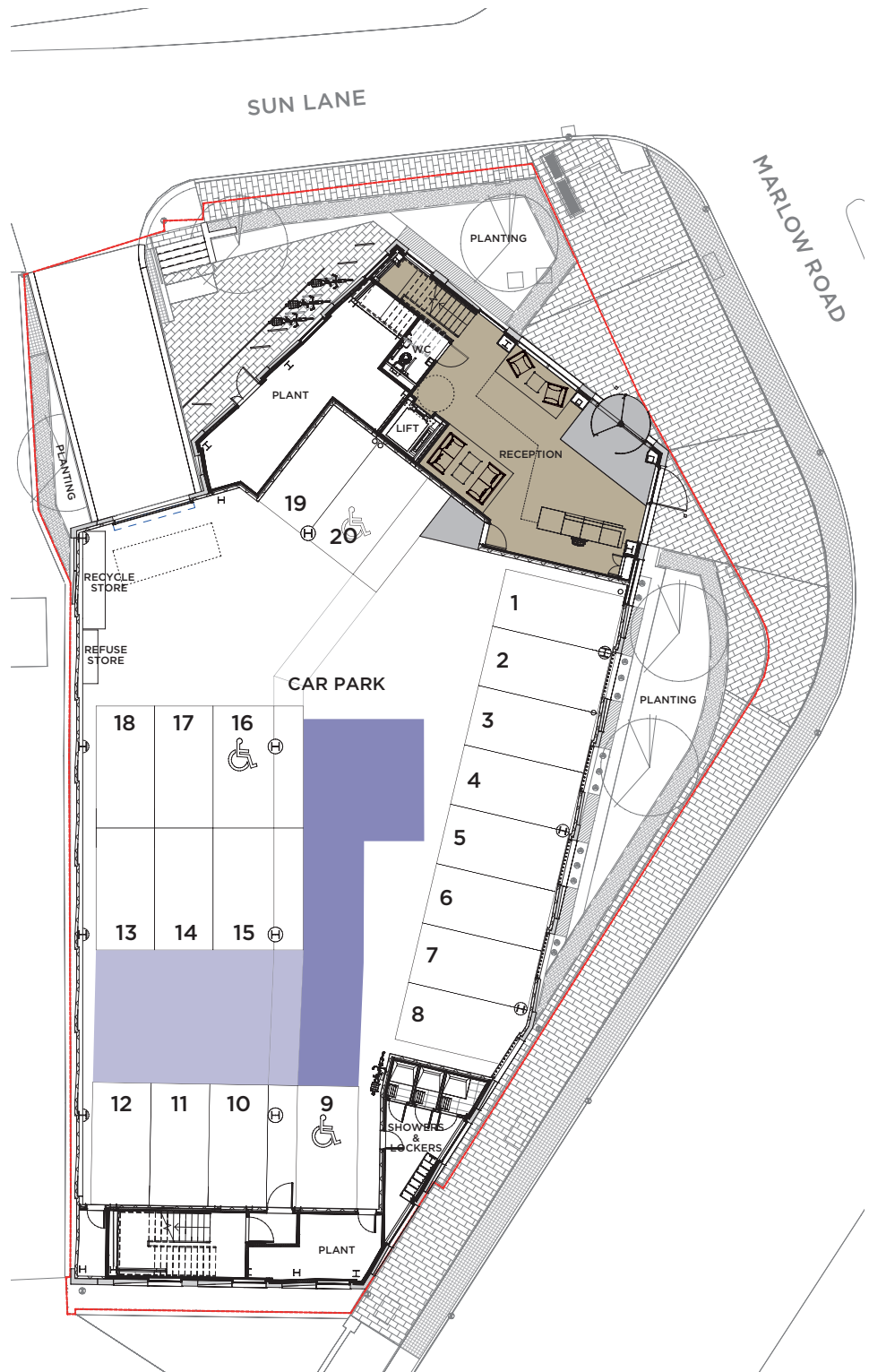
The total number of parking spaces available to Lantern occupiers is 83, a ratio of 1:236 sq ft.



On-site

PARKING PROVISION

- A total of 20 marked car parking spaces are provided on-site.
- Subject to occupier take-up, a further 8 spaces can be provided within two parking zones A & B, as shown on the parking layout plan, taking the total to 41 spaces.
- These spaces are provided at undercroft level and can be accessed via a ramp from Sun Lane.
- The layout of the car park has been designed to maximise the number of spaces that are available for tenants.
- 4 Electric Vehicle Charging Points are provided for use by staff.
- 3 Blue Badge Holder bays are available for employees who require them.



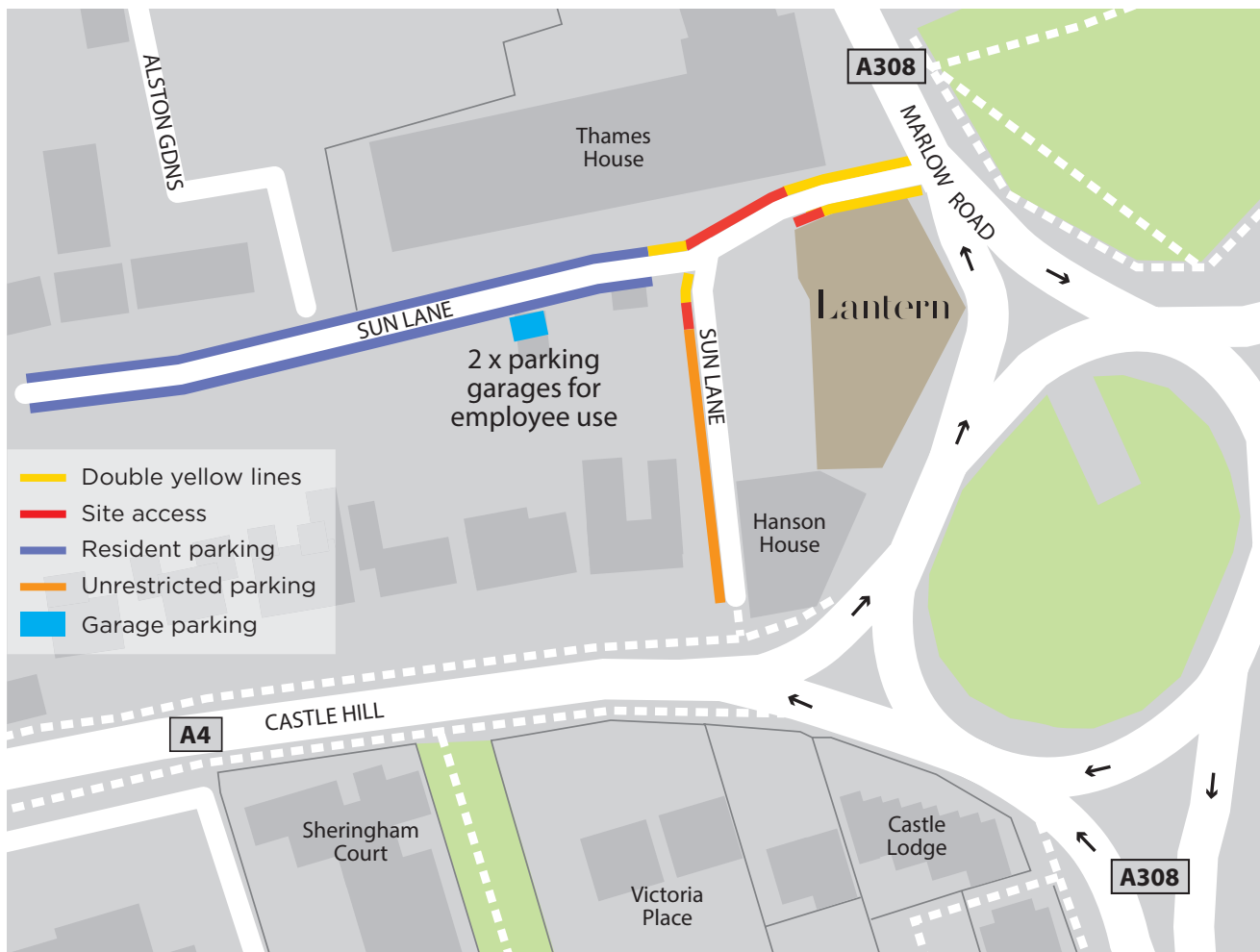
- **Parking Zone A** - 4 cars
- **Parking Zone B** - 4 cars



Sun Lane Parking

2 car parking spaces are available on annually renewable licences in Sun Lane shown on the plan.

On-street parking is permitted along the south of Sun Lane as shown below in orange.

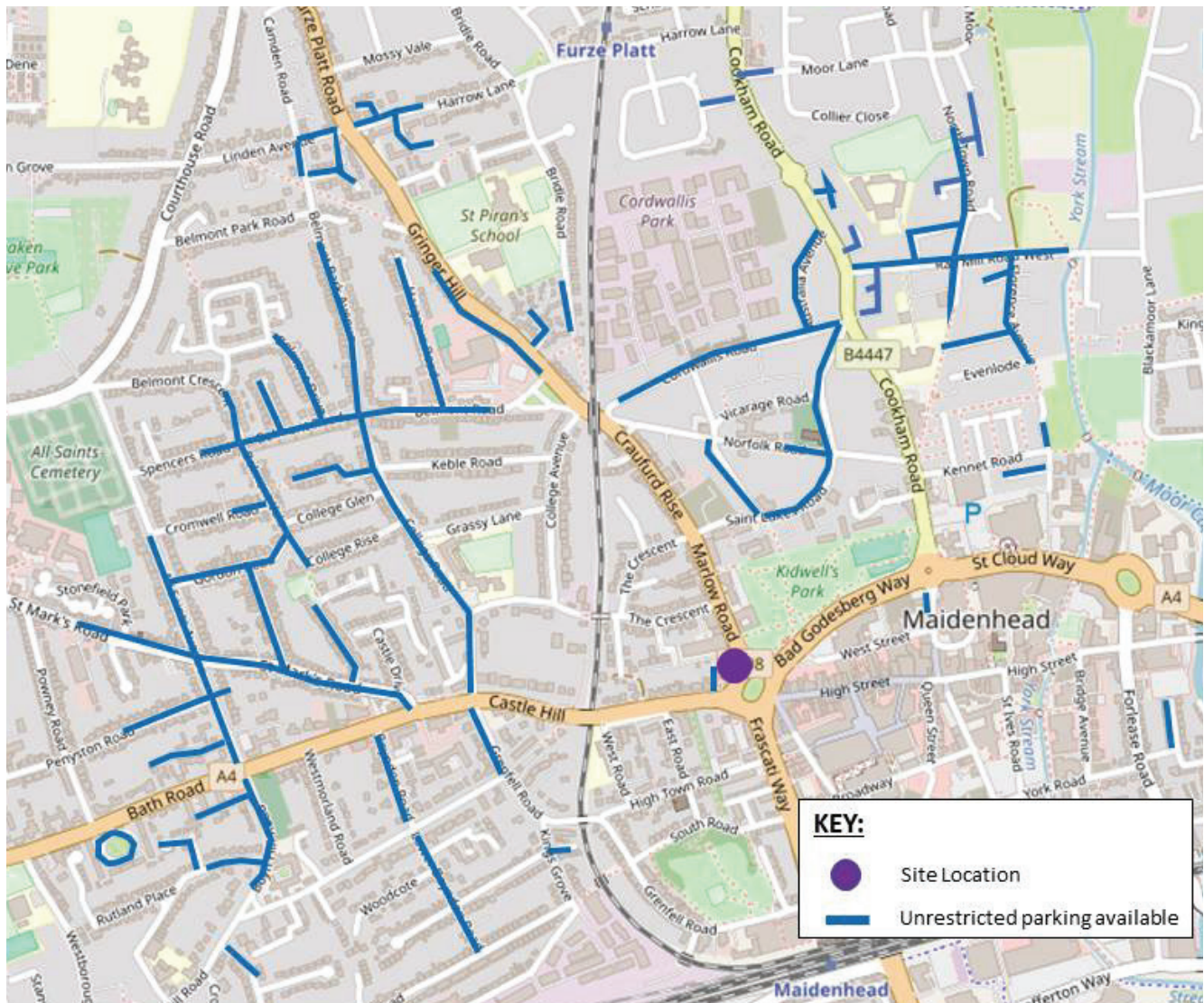




Surrounding

ON-STREET PARKING

The streets highlighted in blue show areas of unrestricted parking i.e. a resident permit is not required or there is no restriction on the length of time a motorist can park.





Closest public car parks

A summary of the surrounding Public Car Parks is provided below. The car parks most suitable for employee use i.e. those that permit long stay parking have been included. Those which only permit short stay parking or parking in the evening and at weekends only have not been reviewed. Information on hourly charging rates for the purposes of visitors is included.



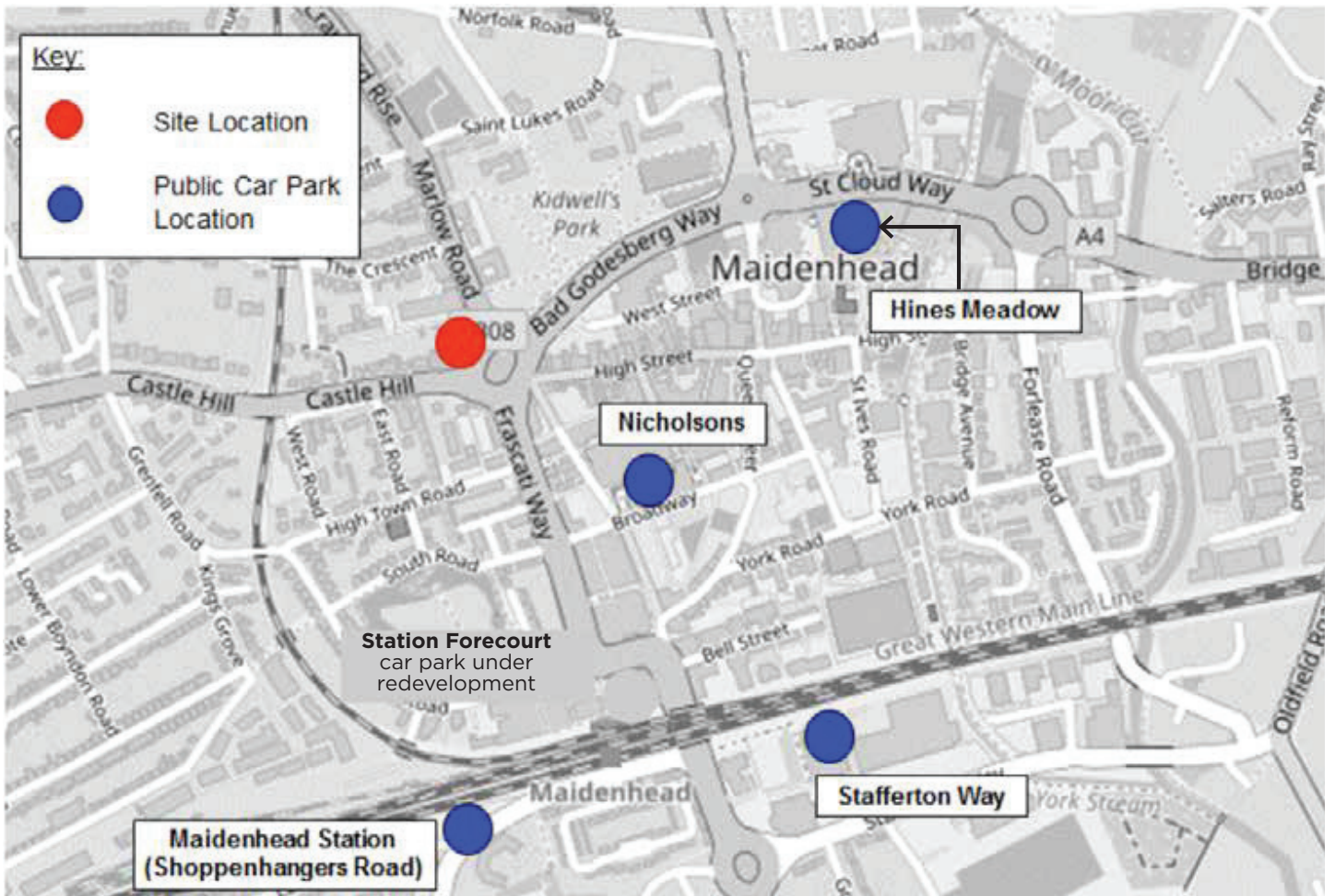


Closest public car parks

Car Park	Spaces	Cost	Opening Hours / Max Duration of Stay	Disabled Spaces	Height Restrictions	Walk Distance & Time from the Site
Hines Meadow	1,280	Over 5 hours: £10.00 50 x licenced spaces available to Lantern occupiers (long lease)	24 hours	Yes	1.90	6 minutes (0.6 miles)
Nicholson's	734	Over 5 hours: £15.00 11 x licenced spaces available to Lantern occupiers (season tickets)	Open 24 hours No maximum stay	Yes	2.05m	6 minutes (0.3 miles)
Stafferton Way	576	Daily (09:00-21:00): £8.00	24 hours No maximum stay	Yes	1.90	10 minutes (0.6 miles)
Maidenhead Station (Shoppenhangers Road)	171	Daily (24 hours): £6.60	24 hours	Yes	None	12 minutes (0.7 miles)
TOTAL	2,761 Car Parking Spaces					



Closest public car parks

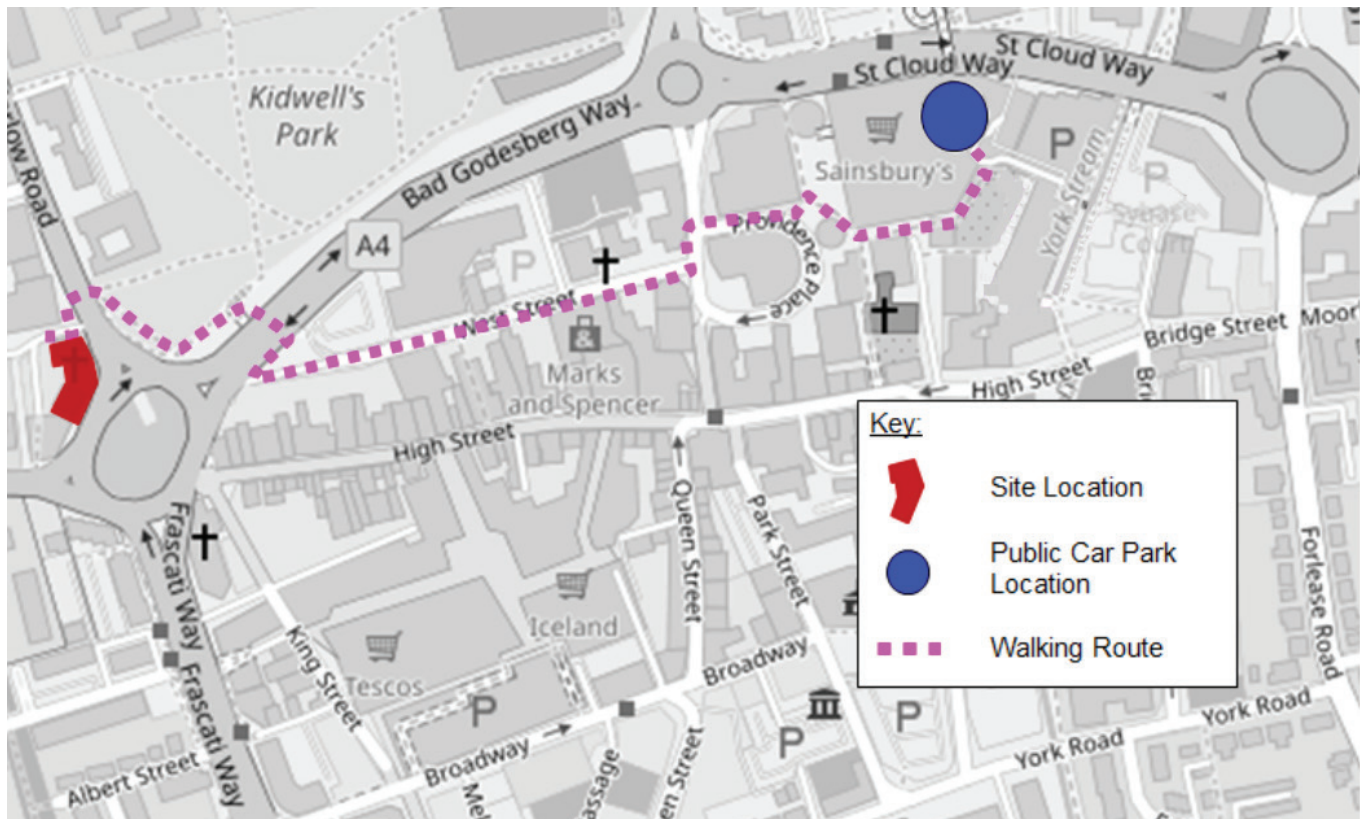




Hines Meadow

CROWN LANE, MAIDENHEAD SL6 8QZ

- Hines Meadow car park is the closest car park to the site. It is approximately a 6 minute walk from the site via West Street. As noted previously, the car park provides 1,280 spaces.
- Berwick Hill (Lantern Landlord) hold 50 dedicated spaces, for Lantern occupier’s exclusive use, within this car park.



Charges

Mon - Sat	9am - 9pm
-----------	-----------

Sundays and Bank Holidays free.

Up to 1 hour	£1.20
1 to 2 hours	£2.40
2 to 3 hours	£3.60
3 to 4 hours	£5.40
4 to 5 hours	£6.00
Over 5 hours	£10.00

Season Tickets

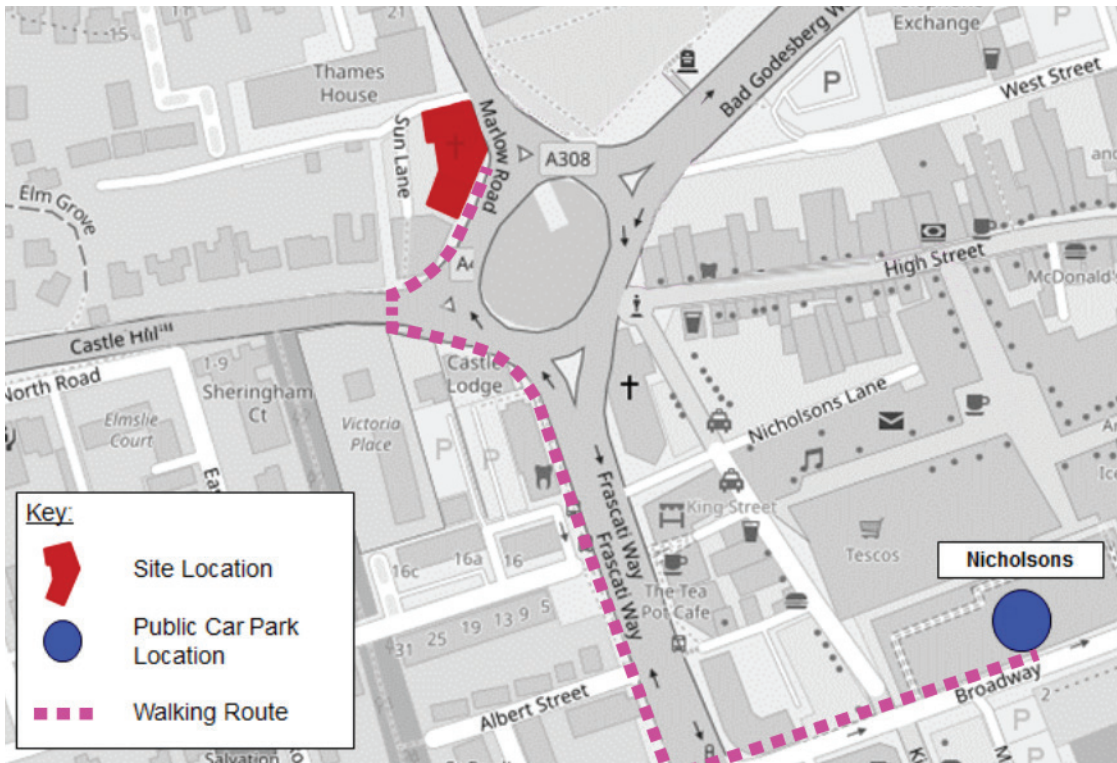
3 months	£275.00
6 months	£540.00
Annual	£1,050.00



Nicholsons public car park

THE BROADWAY, MAIDENHEAD SL6 1NT

- Nicholsons car park is approximately a 6 minute walk via the shopping centre and High Street. The car park provides 734 spaces.
- Berwick Hill have obtained 12 month renewable licences for 11 parking spaces within this car park.



Charges

Mon - Sat 9am - 9pm

Sundays and Bank Holidays free.

Up to 30 minutes	£0.70
30 mins to 1 hour	£1.40
1 to 2 hours	£2.40
2 to 3 hours	£3.60
3 to 4 hours	£4.80
4 to 5 hours	£10.00
Over 5 hours	£15.00

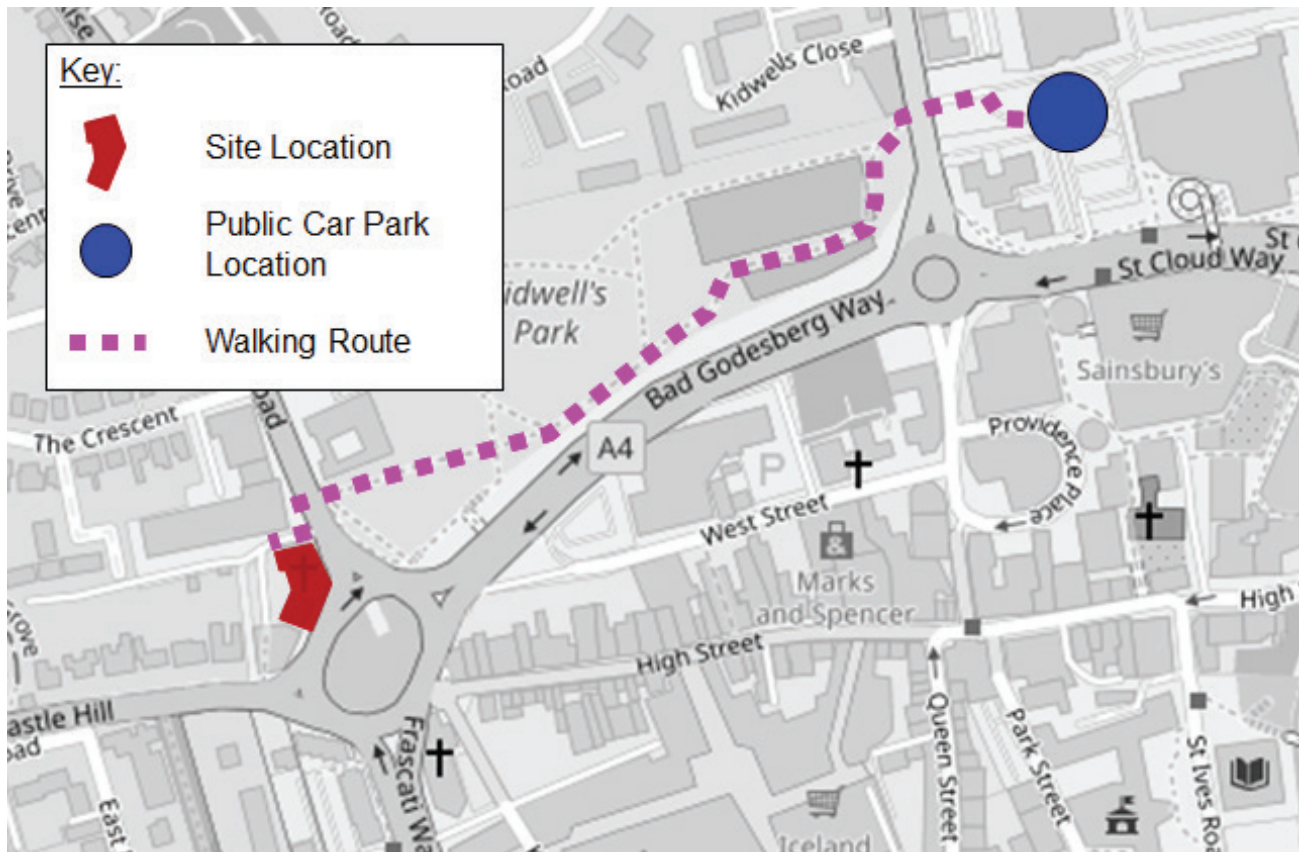
Season Tickets

1 month £160.00



Magnet Leisure Centre

- Magnet Leisure Centre car park is approximately an 7 minute walk from the site via Kidwell's Park. As noted previously, the car park provides 248 spaces.



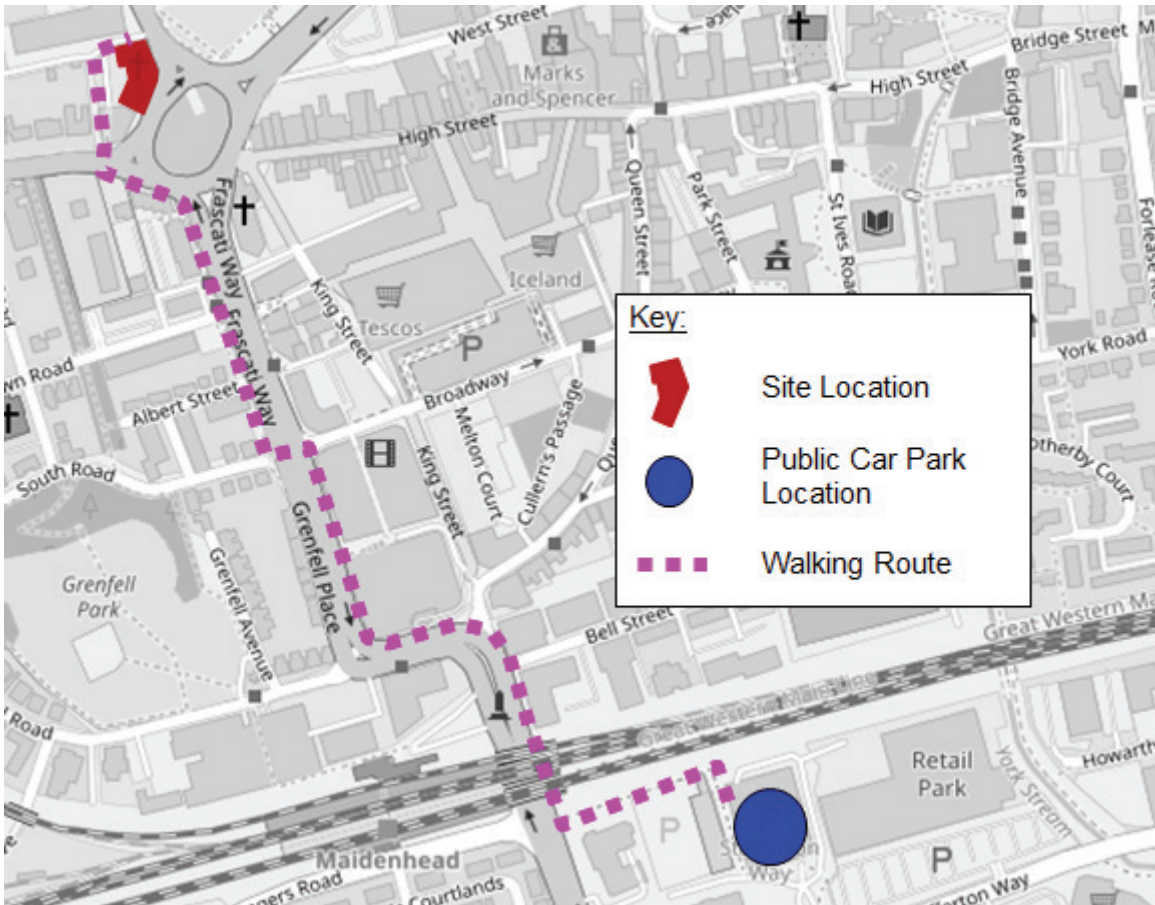
1 hour	£1.10
2 hours	£2.20
3 hours	£3.00
4 hours	£7.20
4+ hours	£9.50



Stafferton Way

STAFFERTON WAY, MAIDENHEAD SL6 1AY

- Stafferton Way car park is approximately a 10 minute walk from the site using Frascati Way. As noted previously, the car park provides 576 spaces.



Charges

Mon - Sat 9am - 9pm

Sundays and Bank Holidays free.

Daily

£8.00

Season Tickets

3 months	£275.00
6 months	£540.00
Annual	£1,055.00

