



TO LET

**UNIT 2**  
**LONDON BRENTWOOD**  
**COMMERCIAL PARK**

129,910 sq ft industrial / distribution unit

CM13 3LS | M25 J29 | [londonbrentwoodcp.com](http://londonbrentwoodcp.com)

# SPACE FOR OPPORTUNITY



London Brentwood Commercial Park



Unit 1 – OMLog



Unit 4 – Farsound

Fronting the junction of the A128/A127 at East Horndon, London Brentwood Commercial Park offers highly accessible industrial and logistics space just three miles from the M25.

With the first development phase now complete, customers will benefit from a high quality commercial park environment with excellent transport links and a large local labour force.

## Key benefits:



6.7MVA available



Fast access to Junction 29 of the M25



22 million consumers in a two-hour drivetime\*



Targeting a BREEAM 'Excellent' specification and A+ EPC












\*Source: Esri & Michael Bauer Research, 2023



# MARKET-LEADING SPECIFICATION

## 129,910 SQ FT

The 129,910 sq ft unit combines highly-specified warehouse space with 10,740 sq ft of Grade A offices.

-  12m clear internal height
-  50m yard depth
-  4 level access doors
-  12 loading dock doors
-  11 car parking spaces (including 5 accessible)
-  24 HGV parking spaces
-  Solar PV system of 800kWp
-  1MVA of power (ability to significantly increase)
-  1Gbps diverse fibre
-  Grade A office space
-  Targeting BREEAM 'Excellent' and an A rated EPC



# MASTERPLAN

- Warehouse space
- Office space

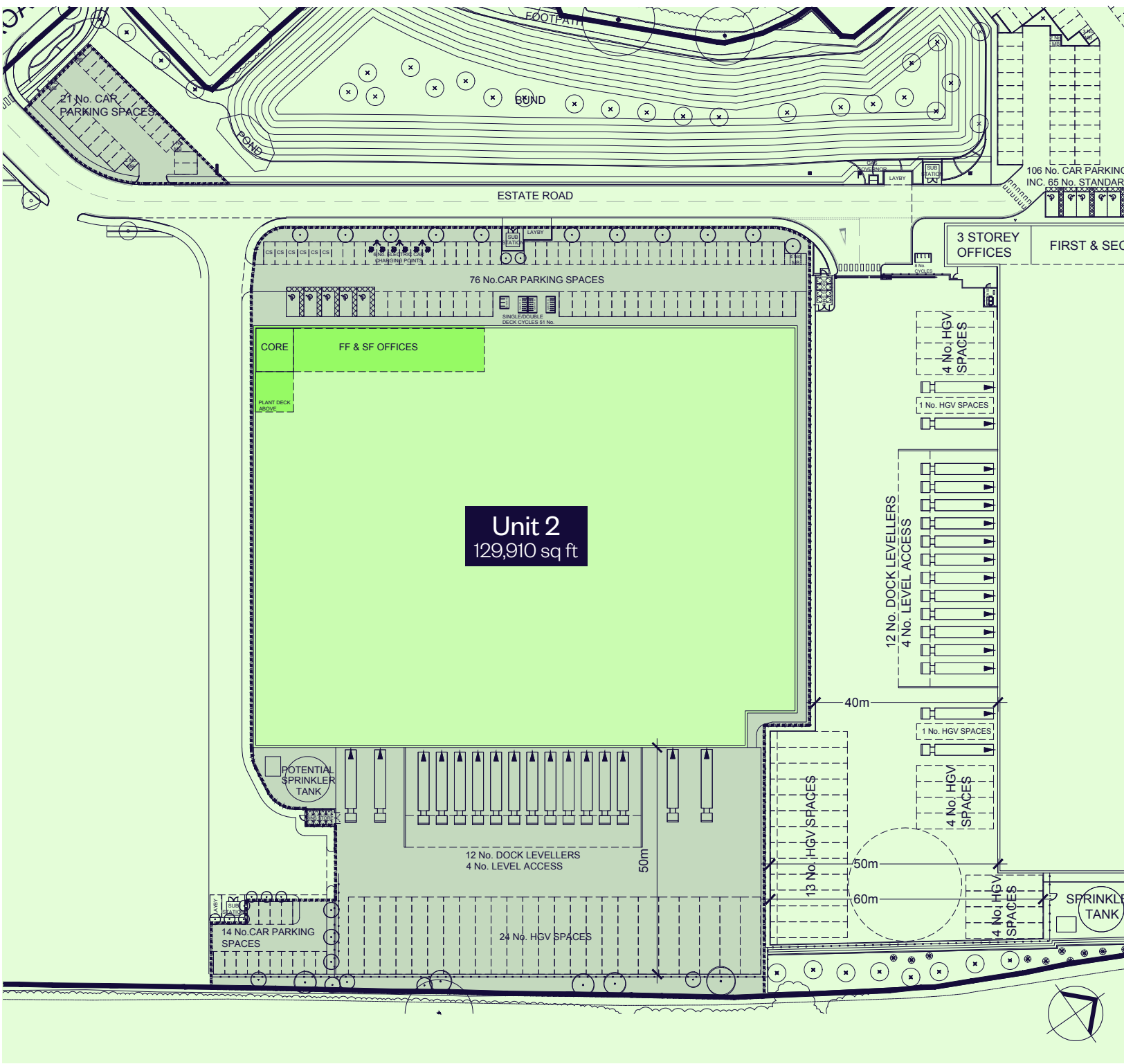


# SITE PLAN

## SCHEDULE OF ACCOMMODATION

### Gross External Area

Unit 2	sq ft	sq m
Warehouse	113,000	10,498
Undercroft	4,430	412
Ground floor core	930	87
First floor offices	5,370	499
Second floor offices	5,370	499
Second floor plant deck	810	76
<b>TOTAL</b>	<b>129,910</b>	<b>12,071</b>



Warehouse space  
Office space

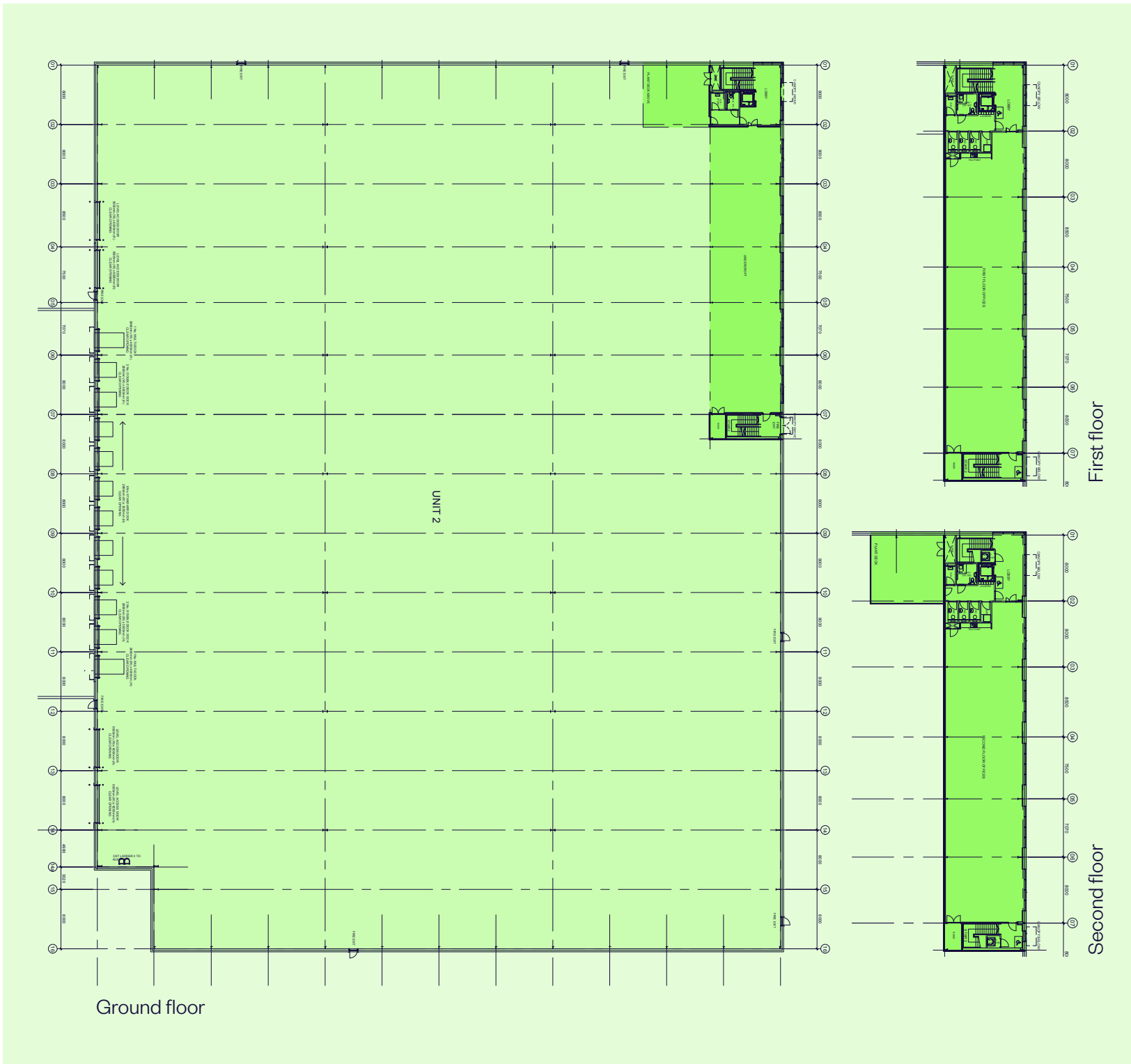
**Unit 2**  
129,910 sq ft



# FLOOR PLANS

Our highly-specified units include reception areas flooded with natural light, Grade A office space and tea points for staff.

- Warehouse space
- Office space



# AERIAL VIEW



Horndon Industrial Park

West Horndon

M25 (J29) - 3 miles ↑

A127

Farsound

A128

Phase 2

Entrance

Unit 2

OMLog





Starbucks

Travelodge

The Halfway House Brentwood

# SETTING A BENCHMARK FOR ESG

Our market-leading specification is designed to reduce energy use and lower carbon emissions, and includes some of the following features:

-  Carbon neutral cladding envelope
-  Full rooftop solar PV system
-  Air tightness far in excess of current building regulations
-  12% roof lights providing optimum natural light
-  Carbon neutral carpet tiles
-  Ceiling tiles with a high percentage of recycled content
-  Solar wall thermal heating
-  Solar thermal hot water
-  LED lighting to offices and external areas
-  Smart metering
-  Electric car charging points
-  Infrastructure for future electric vehicle fleets
-  Rainwater harvesting and water saving devices










# INVESTING IN RENEWABLES

We are increasing our investment in on-site renewables as we work with our customers to deliver smart energy solutions.

With automation and increasing use of technology placing greater demands on energy usage, incorporating a 1,000kWp solar PV system provides an opportunity to benefit from low cost clean energy that can meet your operational needs.

-  Realise significant energy cost savings over your property's lease term
-  Reduce your operational carbon footprint
-  Achieve greater cost certainty, minimising your exposure to grid energy price inflation
-  Purchase your energy at a discount to market pricing
-  Meet your corporate sustainability objectives, including ESG targets.

## How does it work?

As building owner, Goodman funds, installs and operates the solar PV installation.

Goodman is responsible for the ongoing operation and maintenance of the proposed system over the lifetime of the lease. Ongoing system monitoring will also be provided, giving customers full visibility of data and access to real-time performance information.



# LOCATION

Situated three miles from the M25, the park provides easy access to world-class multimodal infrastructure, combined with excellent connectivity to UK, European and global markets.

Logistics and distribution businesses can benefit from proximity to the major East Coast sea ports, including Felixstowe, Dover, London Gateway, Port of London, Tilbury, Harwich and The Channel Tunnel, six port-side rail freight terminals and fast access to the M1, A1(M), M11 and M2.

## ROAD

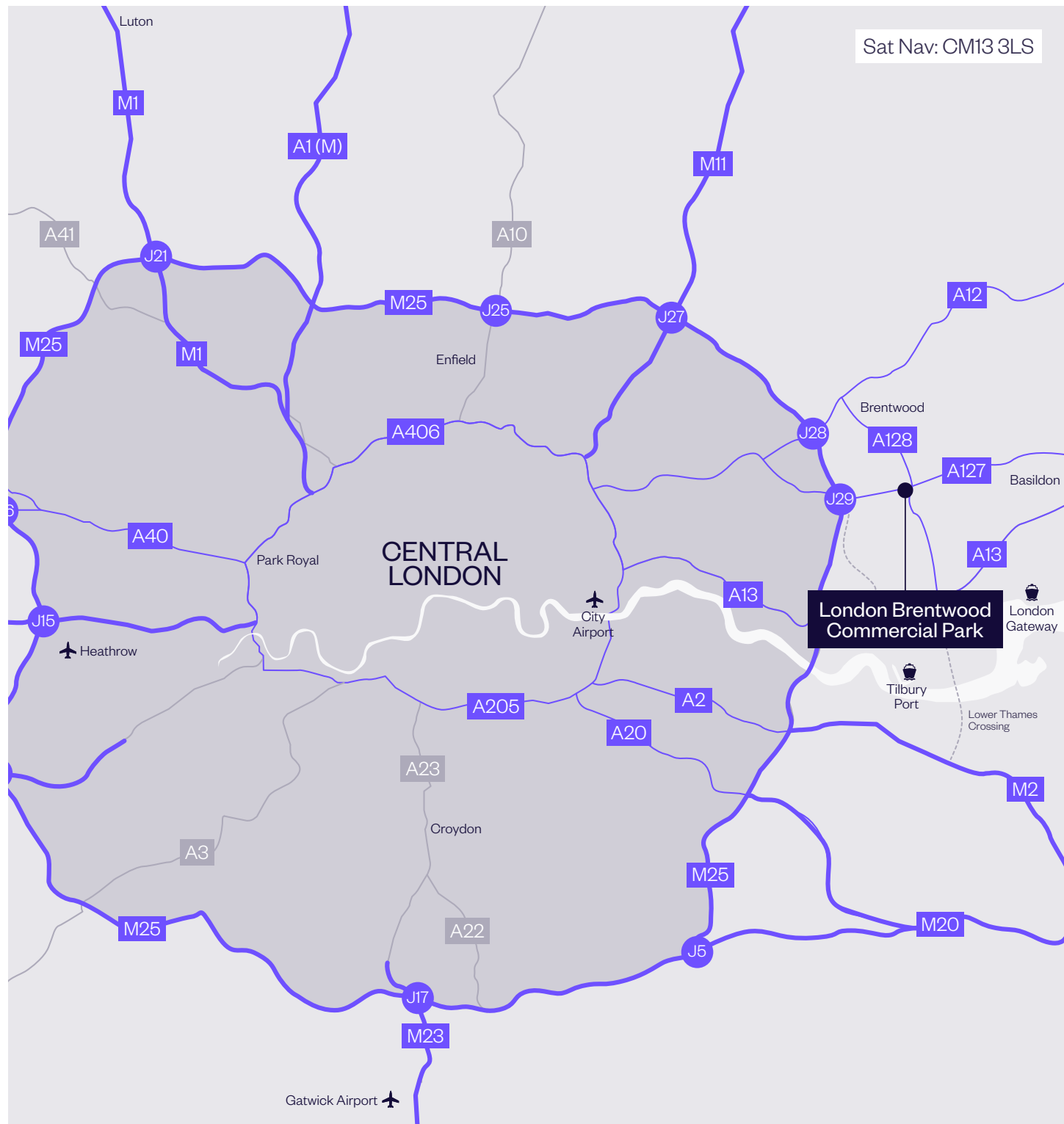
M25 (J29)	3 miles
A13	6 miles
M25/A12	7 miles
Queen Elizabeth II Bridge	11 miles
M25/M11	15 miles
M25/M20	20 miles
Central London	26 miles
M25/M1	40 miles
Channel Tunnel	69 miles

## AIRPORTS

London City Airport	22 miles
London Stansted Airport	30 mile
London Gatwick Airport	47 miles
London Heathrow Airport	62 mile

## PORTS

London Gateway	9 miles
Port of Tilbury	11 miles
Harwich International Port	61 miles
Port of Felixstowe	71 miles
Port of Dover	76 miles



# ACCESS

## RAIL

West Horndon Railway Station is on the c2c mainline and offers direct services to London Fenchurch Street within 30 minutes. Located just over a mile from London Brentwood Commercial Park, the station is accessible by bus and only a seven-minute bike ride from the site. Brentwood Station is five miles away and provides new services on Crossrail's Elizabeth Line.

## BUS

Bus service 565 serves the site, with routes between Brentwood, East and West Horndon, and Bulphan. The nearest bus stop is located at Dunton Hills Farm on the A128 (Tilbury Road), which can be accessed by a new footpath linking to the park.



# CONTACT US



## ENQUIRE NOW

George Glennie  
Development Director  
07500 331435  
[george.glennie@goodman.com](mailto:george.glennie@goodman.com)

Chris Beamer  
Development Surveyor  
07500 779249  
[chris.beamer@goodman.com](mailto:chris.beamer@goodman.com)



Akhtar Alibhai  
[akhtar.alibhai@colliers.com](mailto:akhtar.alibhai@colliers.com)  
07909 684801

Tim Harding  
[tim.harding@colliers.com](mailto:tim.harding@colliers.com)  
07860 180328



Paul Mussi  
[paul.mussi@knightfrank.com](mailto:paul.mussi@knightfrank.com)  
07836 287821

Tom Kennedy  
[tom.kennedy@knightfrank.com](mailto:tom.kennedy@knightfrank.com)  
07773 258584



Dominic Whitfield  
[dwhitfield@savills.com](mailto:dwhitfield@savills.com)  
07870 555936

Harry Stoneham  
[harry.stoneham@savills.com](mailto:harry.stoneham@savills.com)  
07870 999263

0203 426 0800 | [londonbrentwoodcp.com](http://londonbrentwoodcp.com) | [uk.goodman.com](http://uk.goodman.com)

This document has been prepared by Goodman Logistics Developments (UK) Limited (registered in England with company number 3921188) ("Goodman") for general information purposes only. Whilst every care has been taken in relation to its accuracy, no warranty of accuracy is given or implied. Images used in this document have been included for the purposes of enabling you to visualise the development concepts. Further, you should obtain your own independent advice before making any decisions about any of the properties referred to in this document. These particulars are believed to be correct at publication date (November 2023), but their accuracy is in no way guaranteed neither do they form part of any contract. All areas, distances and travel times are approximate.

