



WILLOW GREEN

ESTATE AGENTS



**11 West Street
Swinton, YO17 6SP**

Guide price £335,000

This beautifully presented stone-built bungalow is located in the sought-after village of Swinton, just a short distance from Malton and approximately 20 miles from York. Surrounded by the rolling green countryside of North Yorkshire, the property enjoys a peaceful rural setting while benefiting from excellent road links and a rail connection at Malton, providing easy access to York, London, Manchester, and Scotland.

Blending traditional character with modern living, the home opens with a welcoming entrance hall and solid oak front door, leading into a generous kitchen/diner/snug. This versatile space features classic oak units, room for appliances, a designated dining area, and a cosy seating space enhanced by an open fireplace, perfect for relaxed evenings. A separate utility room is conveniently plumbed for laundry.

The semi open-plan layout continues into a large, light-filled lounge boasting a beautiful stone fireplace and double patio doors that open into the conservatory, creating a bright and inviting space to unwind.

There are two spacious double bedrooms, with the principal bedroom offering fitted wardrobes and the second benefiting from a built-in hanging area. A guest WC is located off the entrance hall, and the stylish family bathroom includes a modern white suite with a generous double walk-in shower.

The home is fully double glazed and heated via an oil-fired central heating system. Outside, the property enjoys countryside views, a low-maintenance garden, a private driveway offering off-road parking, and a larger-than-average garage equipped with power and lighting.

With no onward chain and an ideal blend of charm, comfort, and convenience, this lovely bungalow offers an excellent opportunity for those seeking village living in a well-connected location.

PORCH

3'2" x 6'1" (0.98 x 1.86)



Oak door to the front aspect, tiled flooring, access to WC and Kitchen / Snug.

GUEST CLOAKROOM



White two piece suite comprising of low flush WC, wash hand basin, extractor fan, radiator and tiled flooring.

KITCHEN/DINER/SNUG

17'8" x 16'8" (5.40m x 5.10m)



Snug Area

UPVC double glazed windows to the front aspect, feature stone fireplace with open fire, radiator and power points.

Kitchen Area

Window to the rear with countryside view, Door to the rear giving access to the utility area. Range of Oak base units with roll top work surface, stainless steel sink and drainer, space for electric oven, extractor hood, space for under the counter fridge, radiator, power points, storage cupboard housing the airing cupboard and boiler,

UTILITY

10'5" x 7'2" (3.20m x 2.20m)



Windows to the rear and side aspects with countryside views, UPVC double glazed stable door to the side aspect, base units with roll top work surface, stainless steel sink and drainer, space for washing machine, space for tumble dryer, space for fridge freezer, power points tiled flooring.

INNER HALLWAY

Access to Bedroom One and bathroom.

BEDROOM ONE

17'8" x 14'5" (5.40m x 4.40m)



UPVC double glazed windows to the front and side aspects, fitted wardrobes, radiator, power points.

BATHROOM

5'10" x 9'1" (1.79m x 2.79m)



Two UPVC double glazed windows to the rear aspect, modern white three piece suite comprising of low flush WC, vanity wash hand basin, walk in double shower, vintage style radiator, tiled flooring.

LOUNGE

17'8" x 11'9" (5.40m x 3.60m)



UPVC double glazed window to the front aspect, UPVC double glazed Patio doors to the rear giving access to the conservatory. Feature stone brick fireplace with electric coal effect fire, TV point, radiator and power points.

CONSERVATORY

11'5" x 6'2" (3.50m x 1.90m)



UPVC double glazed windows to the rear and side aspects with countryside views, UPVC double glazed stable door to the side giving access to the back garden, tiled flooring.

BEDROOM TWO

17'8" x 10'2" (5.40m x 3.10m)



UPVC double glazed window to the rear aspect with countryside views, fitted hanging space, radiator and power points.

GARAGE

15'8" x 12'5" (4.80m x 3.80m)



Larger than the average single garage with up and over door, window and personnel door to the side, power points and light.

Ample off street parking for numerous vehicles.

REAR GARDEN

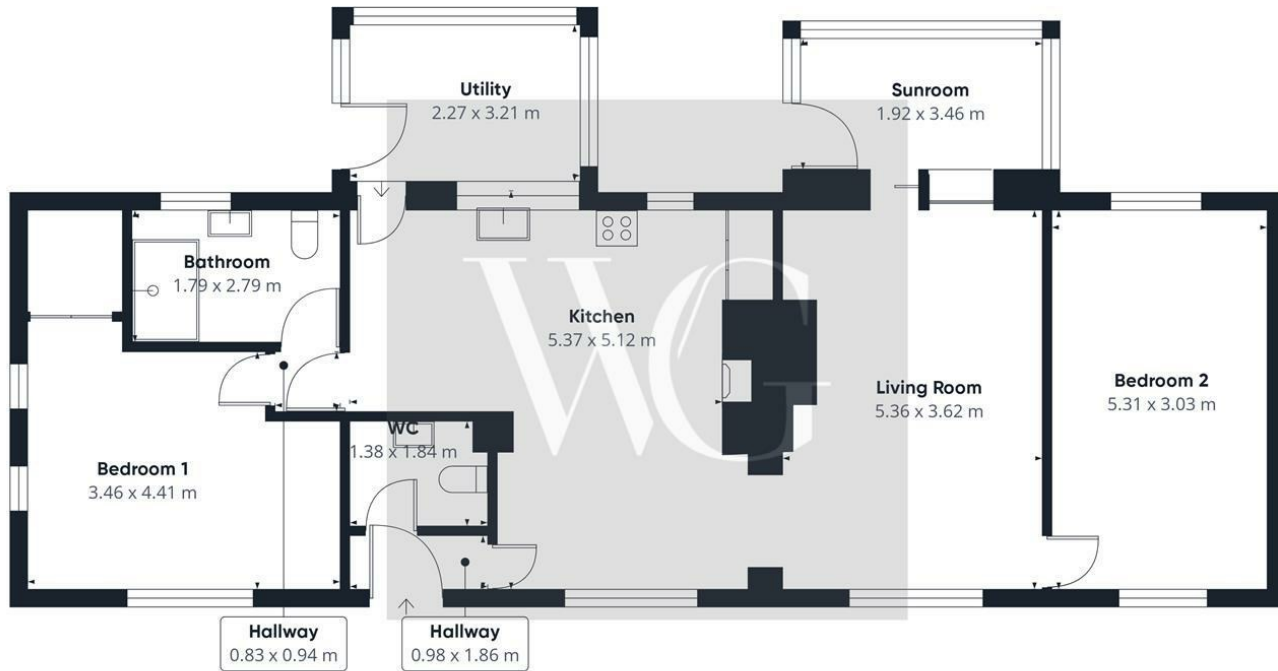


Low maintenance rear garden laid to lawn with patio area and countryside views,

COUNCIL TAX BAND D

EPC BAND E





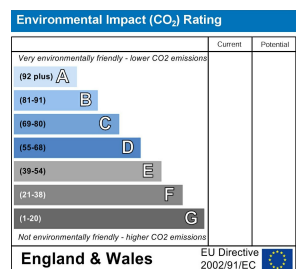
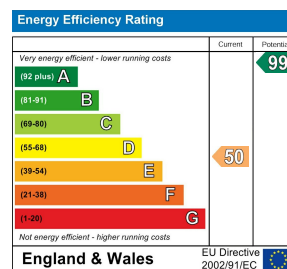
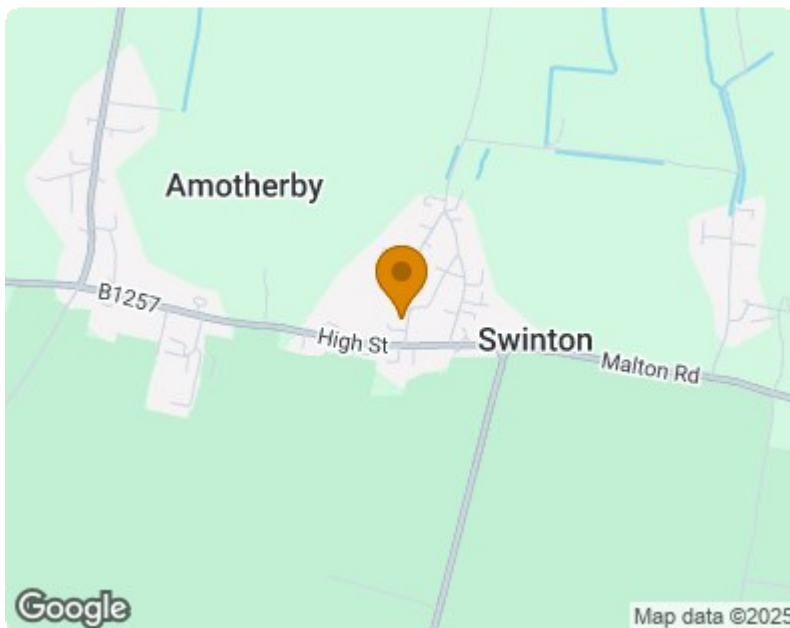
Approximate total area⁽¹⁾
101.5 m²

(1) Excluding balconies and terraces.

While every attempt has been made to ensure accuracy, all measurements are approximate, not to scale. This floor plan is for illustrative purposes only.

Calculations were based on RICS IPMS 3C standard. Please note that calculations were adjusted by a third party and therefore may not comply with RICS IPMS 3C.

GIRAFFE360



01653 916 600 | enquiries@willowgreenestateagents.co.uk

6-8 Market St, Malton, North Yorkshire YO17 7LY

Registered Office: 6-8 Market St, Malton, North Yorkshire YO17 7LY | Reg No. 06364398