




**34 Eastern Road, Rayleigh, Essex, SS6 7BA**

Five Bedroom Detached Home / Guide Price: £900,000 - £950,000 / Tel: 01702 207720






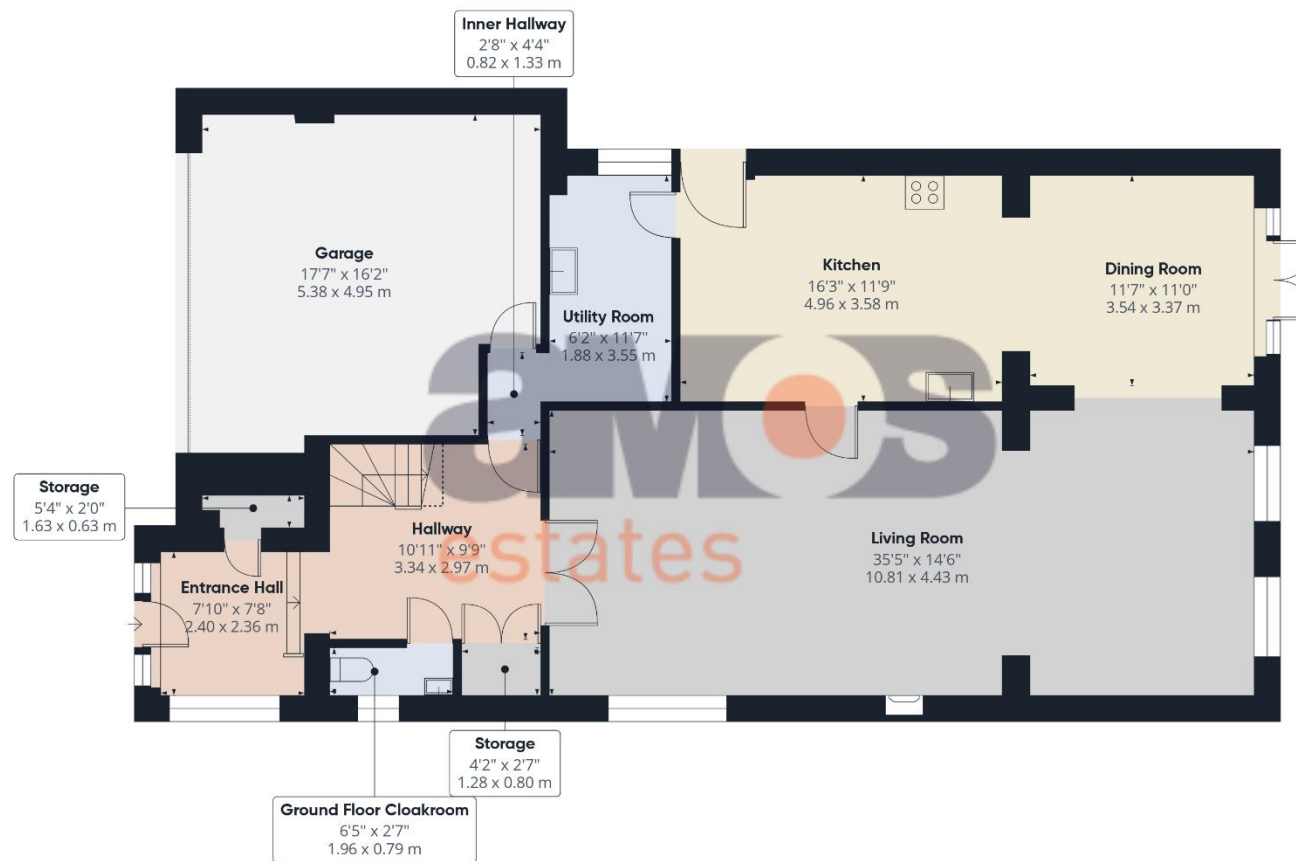


Welcome to this stunning **five-bedroom** detached home, offering generous living space and modern comforts throughout. Upon entering, you are greeted by a spacious entrance hall, with double doors leading into a large, light-filled living room that flows seamlessly into the open-plan dining area, ideal for both entertaining and family living. The dining area provides open access to a well-fitted kitchen, which in turn leads to a practical utility room, perfect for everyday household needs. A ground floor cloakroom completes the downstairs accommodation. Upstairs, the home boasts five bedrooms with bedroom one benefitting from a stylish en-suite shower room, while the remaining bedrooms are served by a sleek and contemporary four-piece family bathroom. Outside, the rear garden is beautifully maintained and offers plenty of outdoor space whilst the front garden offers ample parking for multiple vehicles along with access to the garage.

Located in the sought-after Great Wheatley development, this property offers easy access to the A127, Rayleigh High Street, and the train station with direct links to London Liverpool Street. It's also within the catchment area for excellent schools, including FitzWimarc School. Take a look at our **360' virtual tour** and book your viewing today! **No Onward Chain.**

Find us on





First Floor

**A space to  
call home.**



Floor 1



## Property Information

- / Detached Family Home
- / Five Bedrooms
- / Ground Floor Cloakroom, En-Suite Shower Room & Family Bathroom
- / Three Reception Rooms
- / Driveway & Garage
- / EPC Rating: D
- / Council Tax Band: F
- / Approx 2533 Sq. Ft in Size
- / 360' Virtual Tour Available
- / No Onward Chain



Double glazed entrance door to:

### **Entrance Hall /**

**7'10 x 7'8 plus 10'11 x 9'9**

Double glazed windows to front and side aspect, plastered ceiling, machined oak wood flooring, two storage cupboards, staircase to first floor living accommodation with fitted carpet and wood balustrade, two radiators, power points, doors leading to:

### **Ground Floor Cloakroom /**

**6'5 x 2'7**

Two-piece suite comprising of vanity unit with sink top and mixer tap, low level w/c, double glazed window to side aspect, smooth plastered ceiling with integrated spotlights, tiled flooring and tiled walls, radiator.

### **Living Room /**

**35'5 x 14'6**

Double glazed windows to rear and side aspect, plastered and coved ceiling, fitted carpet, feature fireplace, door leading to kitchen, three radiators, power points, open plan access to:

### **Dining Room /**

**11'7 x 11'0**

Double glazed windows to rear aspect and double glazed French doors to rear garden, four double glazed Velux windows, tiled flooring, smooth plastered ceiling, radiator, open plan access to:

### **Kitchen /**

**16'3 x 11'9**

Fitted at both eye and base level in a range of white units with granite working surface over, space for range style cooker with integrated extractor fan above, space for fridge/freezer, integrated dishwasher, stainless steel sink unit with mixer tap, smooth plastered ceiling with integrated spotlights, tiled flooring and part tiled walls, double glazed door to side of property, radiator, power points, door leading to:











## Utility Room /

11'7 x 6'2

Fitted at both eye and base level in a range of white units with working surface over, space for washing machine and tumble dryer, stainless steel sink unit with mixer tap, double glazed window to side aspect, smooth plastered ceiling, tiled flooring and part tiled walls, door leading to garage and door leading into hallway, radiator, power points.

## Galleried Landing /

9'8 x 7'8

Plastered ceiling, fitted carpet, loft access, airing cupboard, doors leading off:

## Bedroom One /

17'7 x 13'2

Double glazed window to front aspect, plastered and coved ceiling, fitted carpet, radiator, power points, door leading to:

## En-Suite Shower Room /

6'9 x 5'7

Three-piece suite comprising of shower cubicle with fitted shower unit, vanity unit with sink top and mixer tap, low level w/c, double glazed window to front aspect, tiled flooring and tiled walls, smooth plastered ceiling with integrated spotlights, radiator.

## Bedroom Two /

14'5 x 12'7

Double glazed windows to rear aspect, plastered ceiling, fitted carpet, radiator, power points.

## Bedroom Three /

12'7 x 11'8


Double glazed window to rear aspect, plastered ceiling, fitted carpet, radiator, power points.

## Bedroom Four /

10'11 x 9'5

Double glazed window to front aspect, plastered and coved ceiling, fitted carpet, radiator, power points.







## Bedroom Five /

9'8 x 9'4

Double glazed window to side aspect, plastered and coved ceiling, fitted carpet, radiator, power points.

## Bathroom /

9'9 x 8'7

Four-piece suite comprising of vanity unit with sink top and mixer tap, integrated bath with mixer tap and handheld shower attachment, safety glass cubicle with fitted shower unit, low level w/c, double glazed window to side aspect, smooth plastered ceiling with integrated spotlights, tiled flooring and tiled walls, radiator.

## Rear Garden /

Sun patio to immediate rear of property with remaining laid to lawn, further patio area to rear of property, mature planting and shrubs, secure fence boundaries, wooden shed, water tap.

## Front Garden /

Shingle driveway providing plenty of parking for multiple vehicles, brick boundary to one side with secure fence boundary to the other, mature planting, side gate providing access to the rear, access to the garage:

## Integral Garage /

17'7 x 16'2

Electric roller door, smooth plastered ceiling, power and light fitted.

We recommend our customers use our panel of Conveyancers/Solicitors. It is your decision whether you choose to deal with our recommendation, and you are under no obligation to do so. You should know that we may receive a referral fee of £150 to £200 per transaction from them.

Should you arrange a Mortgage through our recommended mortgage advisor, again of which there is no obligation we will receive a commission fee. The amount of commission will depend on the size of the loan and any associated products that you decide to take.

The Consumer Protection from Unfair Trading Regulations 2008 (CPRs).

These details are for guidance only and complete accuracy cannot be guaranteed. If there is any point, which is of particular importance, verification should be obtained. They do not constitute a contract or part of a contract. All measurements are approximate. No guarantee can be given with regard to planning permissions or fitness for purpose. No apparatus, equipment, fixture or fitting has been tested. Items shown in photographs are NOT necessarily included. Interested Parties are advised to check availability and make an appointment to view before travelling to see a property.





