



69 Knightsbridge Court, Newcastle Upon Tyne, NE3 2JZ

Offers Over £160,000

Hive Estates welcomes to the market this distinctive and well-presented first-floor apartment, ideally located in the heart of Gosforth. Set within a modern development and just moments from excellent transport links, this home offers a perfect blend of comfort, convenience, and contemporary living.

Upon entering the property, you're greeted by a bright and welcoming hallway that sets the tone for the rest of the apartment. To the left is the second bedroom, featuring built-in wardrobes and storage—an ideal setup for apartment living.

Continuing along the hallway, you'll find the spacious family bathroom, fitted with a shower over bath, WC, pedestal wash basin, and heated towel rail. Finished with neutral tiling to the floor and splashback, it offers a clean and modern aesthetic.

The generously sized master bedroom is neutrally decorated and benefits from fitted wardrobes and access to a private en suite. The en suite features a walk-in shower, WC, pedestal wash basin, and heated towel rail for added comfort.

The heart of the home is the expansive lounge and dining area, thoughtfully designed to accommodate both relaxation and entertaining. A striking glass Juliette balcony floods the space with natural light and opens into the contemporary kitchen. Well-equipped with integrated appliances including an oven, hob, extractor hood, dishwasher, and washing machine, the kitchen also boasts stylish wood-effect cabinetry, creating a warm and practical environment.

Externally, the property includes a parking permit, adding further appeal for those with vehicles.

This unique apartment is an excellent opportunity for first-time buyers or investors seeking a modern home in a sought-after location.

Lounge/Diner 21'10" x 13'6" (6.68 x 4.13)

Kitchen 12'6" x 6'4" (3.83 x 1.94)

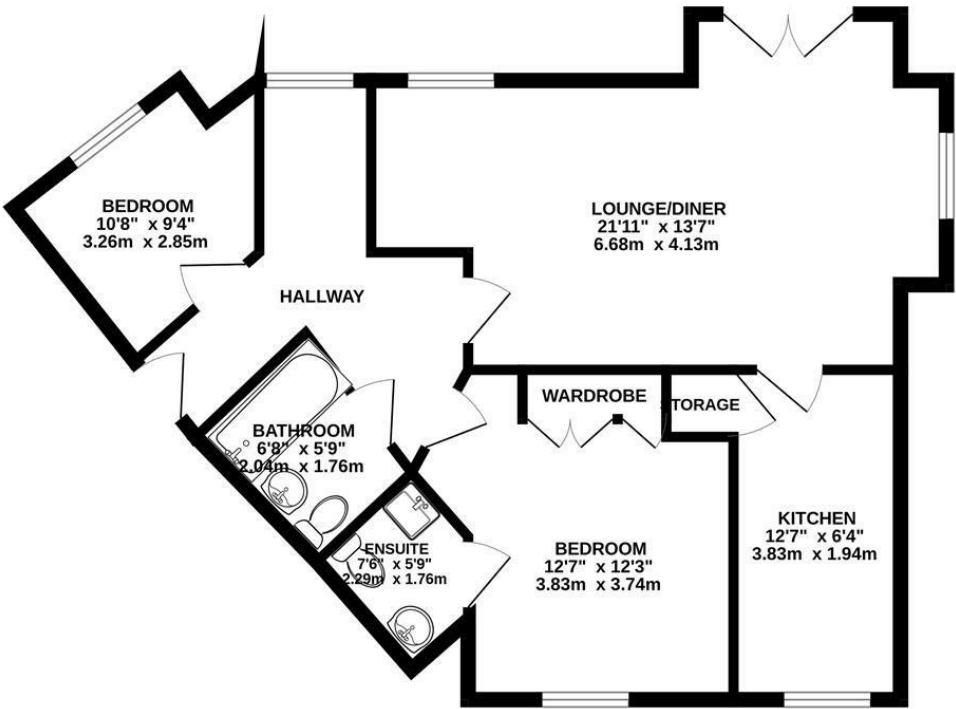
Bedroom 1 12'6" x 12'3" (3.83 x 3.74)

Bedroom 2 10'8" x 9'4" (3.26 x 2.85)

En-suite 7'6" x 5'9" (2.29 x 1.76)

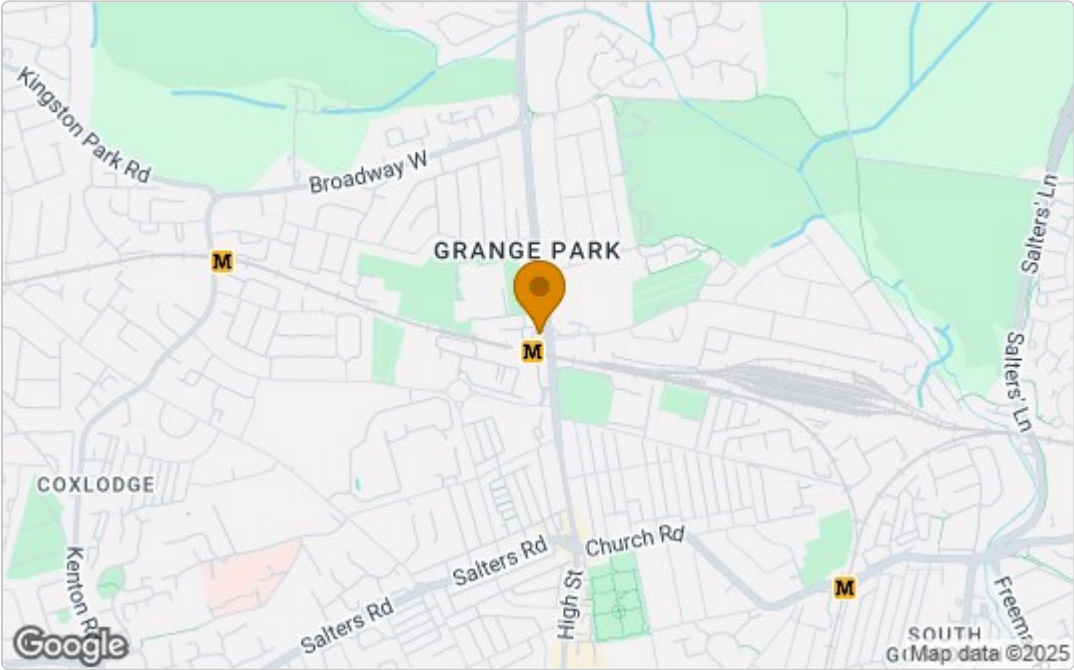
Bathroom 6'8" x 5'9" (2.04 x 1.76)

1ST FLOOR
662 sq.ft. (61.5 sq.m.) approx.

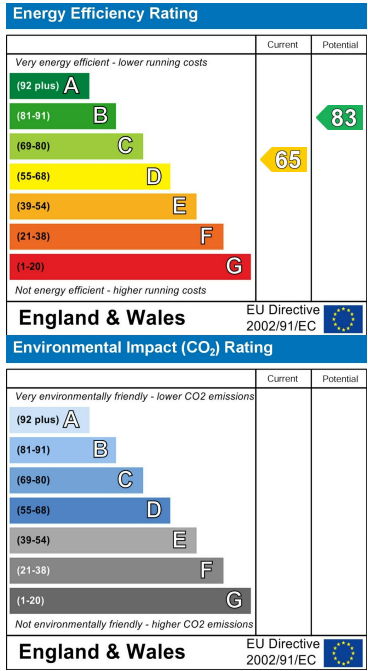


KNIGHTSBRIDGE COURT NE3 2JZ
TOTAL FLOOR AREA : 662 sq.ft. (61.5 sq.m.) approx.
Whilst every attempt has been made to ensure the accuracy of the floorplan contained here, measurements of doors, windows, rooms and any other items are approximate and no responsibility is taken for any error, omission or mis-statement. This plan is for illustrative purposes only and should be used as such by any prospective purchaser. The services, systems and appliances shown have not been tested and no guarantee as to their operability or efficiency can be given.
Made with Metropix ©2023

Area Map



Energy Efficiency Graph



These particulars, whilst believed to be accurate are set out as a general outline only for guidance and do not constitute any part of an offer or contract. Intending purchasers should not rely on them as statements of representation of fact, but must satisfy themselves by inspection or otherwise as to their accuracy. No person in this firms employment has the authority to make or give any representation or warranty in respect of the property.