



## **Moor Court Westfield, Newcastle Upon Tyne, NE3 4YD**

**Offers Over £425,000**

Hive Estates presents this extraordinary three-bedroom penthouse, set within Moor Court, a striking 1930s Art Deco building in Gosforth, commanding panoramic views over the Town Moor. A rare opportunity to own a piece of architectural history, this iconic residence has been meticulously renovated and reimagined for modern luxury living.

Occupying the one level, this remarkable home blends period grandeur with contemporary elegance. Every detail reflects the opulence of the 1920s and 1930s, thoughtfully revived through a full scale renovation that enhances original character while introducing future ready design. At the heart of the home is a spectacular open plan living and dining space, bathed in natural light and framed by Crittall style aluminium doors, column radiators, and bespoke coving. A custom designed media wall features an integrated 65 inch TV, creating a dramatic focal point. The space flows seamlessly onto a south facing, turfed balcony, your own private sanctuary, with sweeping views across the Town Moor and into the skyline of Newcastle city centre.

The kitchen is a masterclass in minimalist luxury fitted with premium Hotpoint appliances, concealed washer dryer stack, quartz worktops, LED feature lighting, and a Hive smart heating system. It's as functional as it is beautiful, designed for effortless entertaining and day-to-day ease with shadow handles for enhanced elegance. All three bedrooms are generously proportioned and elegantly styled with soft neutral palettes, detailed wall panelling, and plush cream carpets. Each room offers a serene retreat, perfect for rest and relaxation. The bathroom is pure indulgence; featuring large format tiles, a freestanding bath, seated rainfall shower, twin vanity sinks with a statement LED mirror, brass fittings, and ambient lighting that adds a soft, spa like glow.

The oversized hallway is sweeping and spacious, flowing into all rooms of the property with a continuous herringbone flooring. A standout feature of the hallway is the bespoke wine display crafted with smoked black aluminium and mood lit shelving to house up to 20 bottles in true style. This penthouse is more than a home: it's a statement. A flawless blend of heritage and innovation, designed to set a new standard in elevated urban living.

**Lounge 15'7" x 15'1" (4.75 x 4.60)**

**Dining Area 11'5" x 9'10" (3.50 x 3.00)**

**Kitchen 17'8" x 8'10" (5.40 x 2.70)**

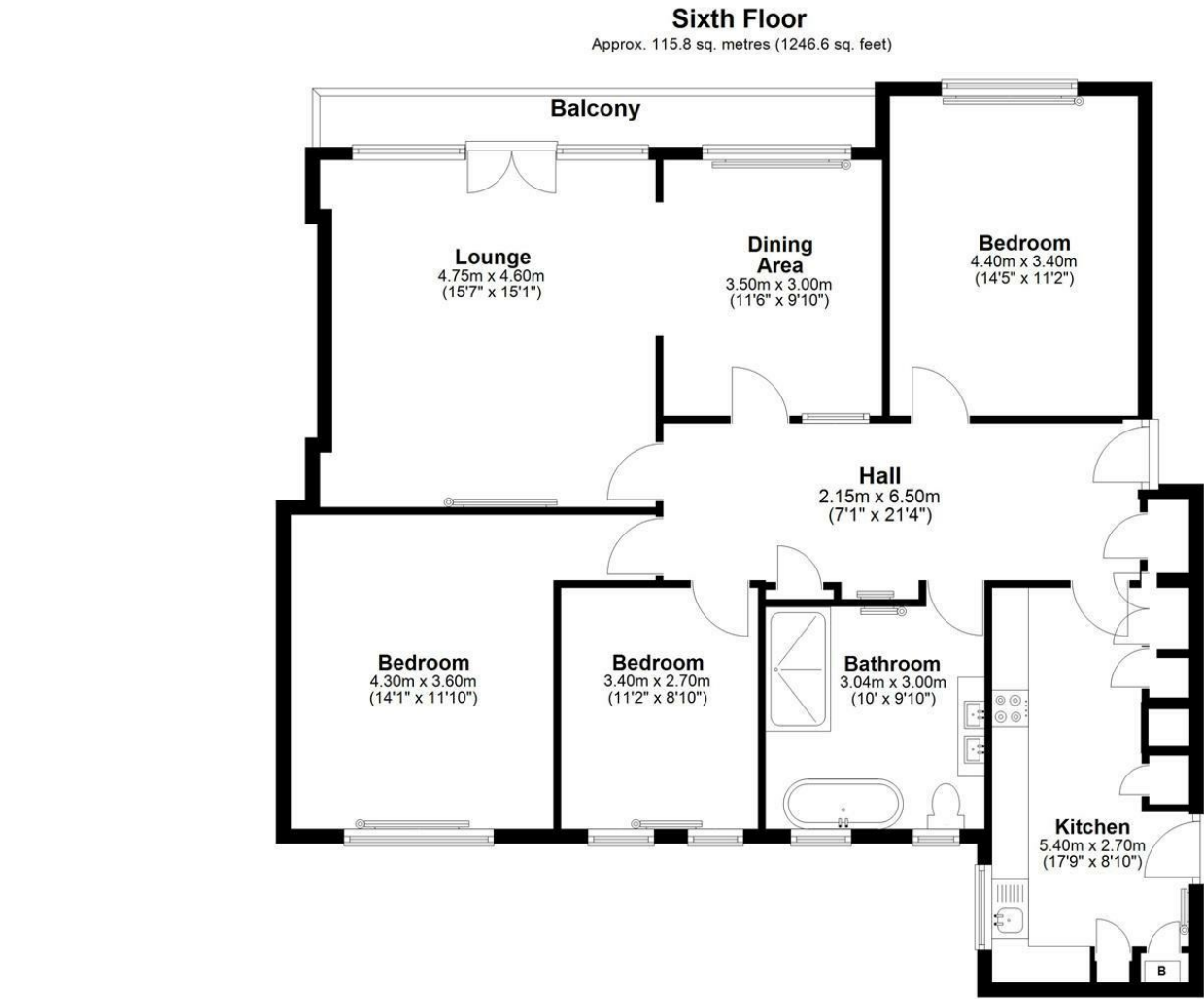
**Bedroom 1 14'5" x 11'1" (4.40 x 3.40)**

**Bedroom 2 14'1" x 11'9" (4.30 x 3.60)**

**Bedroom 3 11'1" x 8'10" (3.40 x 2.70)**

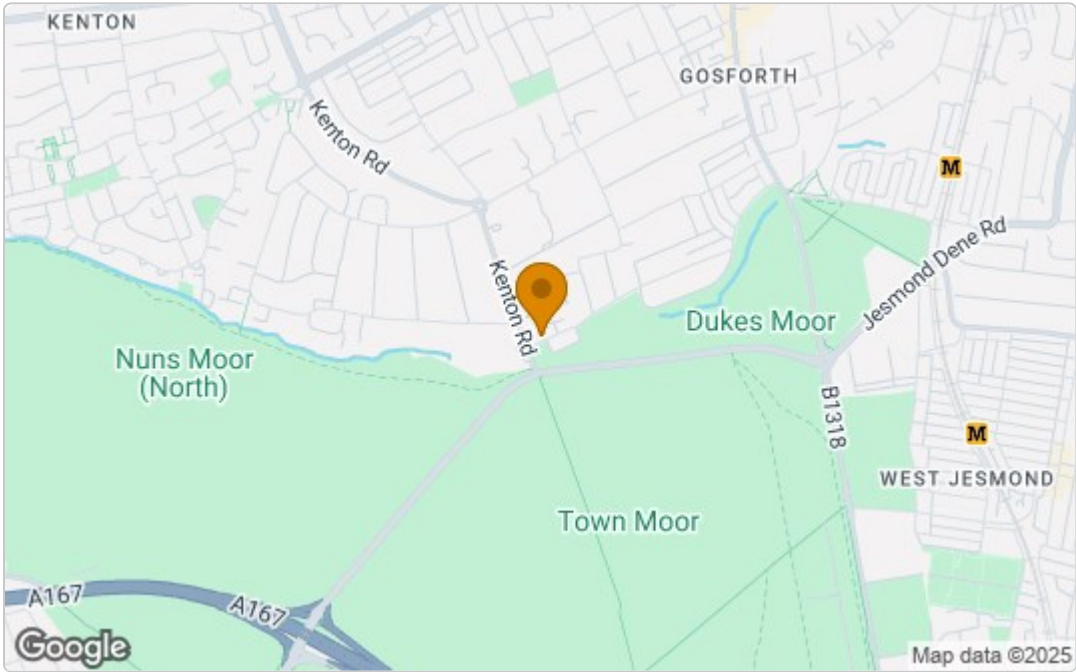
**Bathroom 9'11" x 9'10" (3.04 x 3.00)**



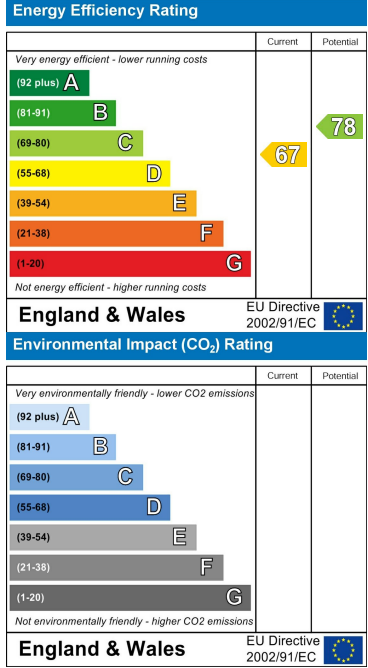


Total area: approx. 115.8 sq. metres (1246.6 sq. feet)

Area Map



Energy Efficiency Graph



These particulars, whilst believed to be accurate are set out as a general outline only for guidance and do not constitute any part of an offer or contract. Intending purchasers should not rely on them as statements of representation of fact, but must satisfy themselves by inspection or otherwise as to their accuracy. No person in this firms employment has the authority to make or give any representation or warranty in respect of the property.