

Park Row



Second Avenue, Goole, DN14 6JG

Offers Over £90,000



****NO ONWARD CHAIN**LOW MAINTENANCE REAR YARD**** Situated in Goole, this mid-terraced property briefly comprises: Lounge, Dining Room and Kitchen. To the First Floor are two bedrooms and Bathroom. To the Second Floor is a further bedroom. Externally the property benefits from courtyard area to the front and fully enclosed yard to the rear. **VIEWING IS HIGHLY RECOMMENDED TO FULLY APPRECIATE THE PROPERTY ON OFFER. RING US 7 DAYS TO BOOK A VIEWING. 'WE OPEN UNTIL 8PM MONDAY TO THURSDAY, 5.30 FRIDAYS, 5.00 SATURDAYS AND 11.00 - 3.00 SUNDAYS'.**







PROPERTY OVERVIEW

Welcome to this mid-terrace property, offering comfortable living across three well-proportioned bedrooms. The property features a spacious lounge, ample kitchen space and a good size dining room.

Across the first and second floor are three bedrooms and the bathroom. Outside, you'll find both front and rear courtyards, offering a private outdoor space. There is double glazing throughout and gas central heating.

GROUND FLOOR ACCOMMODATION

Dining Room

12'7" x 12'1" (3.84m x 3.70m)

Lounge

12'6" x 12'0" (3.82m x 3.67m)

Kitchen

11'3" x 8'3" (3.44m x 2.53m)

FIRST FLOOR ACCOMMODATION

Bedroom One

12'10" x 10'5" (3.92m x 3.18m)

Bedroom Three

9'10" x 7'2" (3.00m x 2.19m)

Bathroom

9'8" x 5'10" (2.96m x 1.79m)

SECOND FLOOR ACCOMMODATION

Bedroom Two

21'11" x 13'3" (6.69m x 4.05m)

EXTERNAL

Front

Forecourt area with access gate onto pedestrian footpath.

Rear

Low maintenance rear yard with boundaries defined by brick wall and timber pedestrian access gate leading onto rear service lane.

DIRECTIONS

From our Goole branch, head South and turn left onto Second Avenue where the property will be clearly identified by our Park Row Properties 'For Sale' board.

HEATING AND APPLIANCES

The heating system and any appliances (including Burglar Alarms where fitted) mentioned in this brochure have not been tested by Park Row Properties. If you are interested in purchasing the property we advise that you have all services and appliances tested before entering a legal commitment to purchase.

TENURE, LOCAL AUTHORITY AND TAX BANDING

Tenure: Freehold

Local Authority: East Riding of Yorkshire

Tax Banding: A

Please note: The Tenure, Local Authority and Tax Banding for the property have been advised by the Vendor or obtained from online sources. We strive to ensure these details are accurate and reliable, however, we advise any potential buyer to carry out their own enquiries before proceeding.

UTILITIES, BROADBAND AND MOBILE COVERAGE

Electricity: Mains

Gas: Mains

Sewerage: Mains

Water: Mains

Broadband: Ultrafast

Mobile: 5G

Please note: The Utilities, Broadband and Mobile Coverage for the property have been advised by the Vendor or obtained from online sources. We strive to ensure these details are accurate and reliable, however, we advise any potential buyer to carry out their own enquiries before proceeding.

MAKING AN OFFER

In order to comply with the Estate Agents (Undesirable Practises) Order 1991, Park Row Properties are required to verify "the status of any prospective purchaser... This includes the financial standing of that purchaser and his ability to exchange contracts". To allow us to comply with this order and before recommending acceptance of any offers, and subsequently making the property 'SOLD' each prospective purchaser will be required to demonstrate to 'Park Row Properties' that they are financially able to proceed with the purchase of the property. We provide truly Independent Mortgage Advice. Unlike many companies we are not tied, and more importantly not targeted to any Lender. We have instant on-line access to over 1000 mortgage deals provided by over 100 Lenders ensuring we are unbeatable when identifying and recommending your new mortgage or re-mortgage requirements. Your home is at risk if you do not keep up repayments on a mortgage or other loan secured on it. Written quotations available on request. Life assurance is usually required. To arrange a no obligation appointment please contact your local office.

MEASUREMENTS

These approximate room sizes are only intended as general guidance. You must verify the dimensions carefully before ordering carpets or any built-in furniture.

VIEWINGS

Strictly by appointment with the sole agents.

If there is any point of particular importance to you we will be pleased to provide additional information or to make any further enquiries. We will also confirm that the property remains available. This is particularly important if you are travelling some distance to view the property.



OPENING HOURS

CALLS ANSWERED :

Mon, Tues, Wed & Thurs - 9.00am to 8.00pm

Friday - 9.00am to 5.30pm

Saturday - 9.00am to 5.00pm

Sunday - 11.00am to 3.00pm

TO CHECK OFFICE OPENING HOURS PLEASE CONTACT THE
RELEVANT BRANCHES ON:


SELBY - 01757 241124

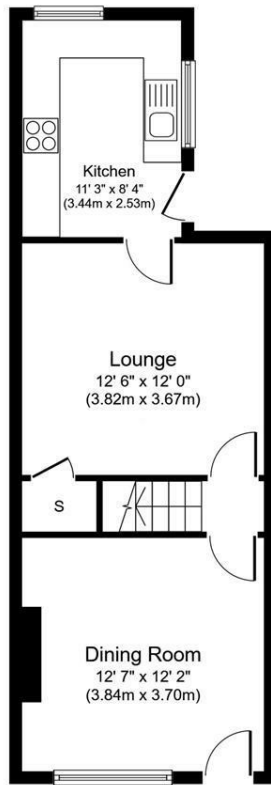
GOOLE - 01405 761199

SHERBURN IN ELMET - 01977 681122

PONTEFRACT - 01977 791133

CASTLEFORD - 01977 558480

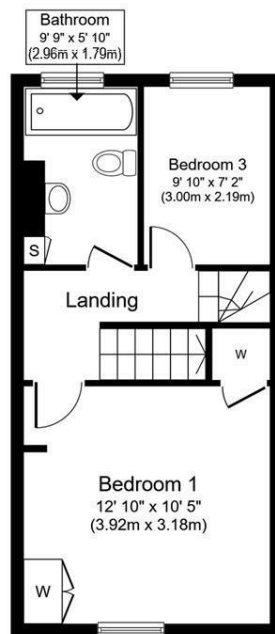




Ground Floor
Approximate Floor Area
442 sq. ft.
(41.1 sq. m.)

Whilst every attempt has been made to ensure the accuracy of the floor plan contained here, measurements of doors, windows, rooms and any other items are approximate and no responsibility is taken for any error, omission, or mis-statement. The measurements should not be relied upon for valuation, transaction and/or funding purposes. This plan is for illustrative purposes only and should be used as such by any prospective purchaser or tenant. The services, systems and appliances shown have not been tested and no guarantee as to their operability or efficiency can be given.

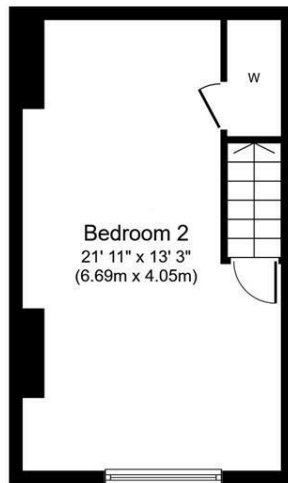
Copyright V360 Ltd 2024 | www.houseviz.com



First Floor
Approximate Floor Area
346 sq. ft.
(32.1 sq. m.)

Whilst every attempt has been made to ensure the accuracy of the floor plan contained here, measurements of doors, windows, rooms and any other items are approximate and no responsibility is taken for any error, omission, or mis-statement. The measurements should not be relied upon for valuation, transaction and/or funding purposes. This plan is for illustrative purposes only and should be used as such by any prospective purchaser or tenant. The services, systems and appliances shown have not been tested and no guarantee as to their operability or efficiency can be given.

Copyright V360 Ltd 2024 | www.houseviz.com



Second Floor
Approximate Floor Area
277 sq. ft.
(25.7 sq. m.)

Whilst every attempt has been made to ensure the accuracy of the floor plan contained here, measurements of doors, windows, rooms and any other items are approximate and no responsibility is taken for any error, omission, or mis-statement. The measurements should not be relied upon for valuation, transaction and/or funding purposes. This plan is for illustrative purposes only and should be used as such by any prospective purchaser or tenant. The services, systems and appliances shown have not been tested and no guarantee as to their operability or efficiency can be given.

Copyright V360 Ltd 2024 | www.houseviz.com

T 01405 761199
W www.parkrow.co.uk

40-42 Pasture Road, Goole, East Yorkshire, DN14 6EZ
goole@parkrow.co.uk

