

27 Lysley Close, Chippenham, SN15 3UJ

£235,000

Located on the popular development of Pewsham, a well presented two bedroom end terrace house, situated at the end of a cul de sac. A particular feature of the property is the good size garden which is laid mainly to lawn with patio area, gated side access to the front and access to the parking space.

The property benefits from double glazing a gas central heating. Pewsham Centre offers a Public House, Tesco Express and Doctors Surgery.

Entrance Hallway



Front door leads into entrance hallway with staircase to first floor and radiator.

Living / Dining Room 15'01" max x 12'01" (4.60m max x 3.68m)



Double glazed patio doors to garden, further double glazed window to side, radiator, under stairs cupboard.



Fitted Kitchen 9'09" x 5'10" (2.97m x 1.78m)



Double glazed window, work tops with a range of cupboards and drawers, inset stainless steel sink unit, inset gas hob with cooker hood, fitted oven, plumbing and space for washing machine, space for fridge/freezer, wall mounted gas boiler, radiator.

Landing

Doors to both bedrooms and bathroom, access to part boarded loft.

Bedroom One 9'0" x 9'04" (2.74m x 2.84m)



Double glazed window, radiator, open wardrobe space.

Bedroom Two 8'07" x 8'05" (2.62m x 2.57m)



Double glazed window, radiator, walk in wardrobe (8'06" x 3'02").

Modern Bathroom



Double glazed window, panelled bath with over bath shower, pedestal hand basin, W.C, radiator.

Outside


Front

To the front there is an area of garden with path.

Rear and side



A particular feature of this home, good size garden laid mainly to lawn with patio area, gated access to the front.





Parking

Allocated parking Space.

Tenure

GOV.UK advise Freehold.

Council Tax Band

GOV.UK advise Band B.

13'02 x 7'07 (4.01m x 2.31m)

Floor Plan

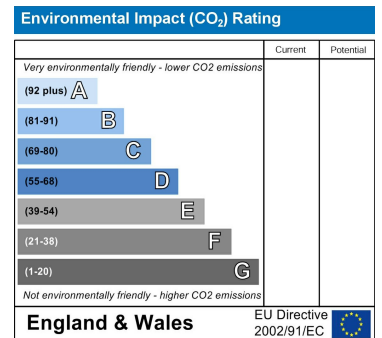
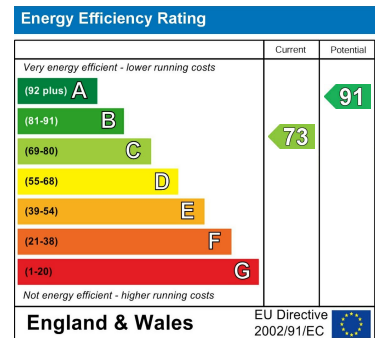


Whilst every attempt has been made to ensure the accuracy of the floorplan contained here, measurements of doors, windows, rooms and any other items are approximate and no responsibility is taken for any error, omission or mis-statement. This plan is for illustrative purposes only and should be used as such by any prospective purchaser. The services, systems and appliances shown have not been tested and no guarantee as to their operability or efficiency can be given. Made with Metropix ©2024

Area Map



Energy Efficiency Graph



These particulars, whilst believed to be accurate are set out as a general outline only for guidance and do not constitute any part of an offer or contract. Intending purchasers should not rely on them as statements of representation of fact, but must satisfy themselves by inspection or otherwise as to their accuracy. No person in this firm's employment has the authority to make or give any representation or warranty in respect of the property.