



7 Chepstow Close, Chippenham, SN14 0XP

£235,000

Located within a cul de sac on the popular development of Cepen Park South, a well presented two bedroom terrace house. To the front there is allocated parking and to the rear there is an enclosed garden laid mainly to lawn. The property benefits from double glazing and gas central heating.

Entrance Hall

Front door and door in to the lounge.

Lounge 15'06" x 11'09" (4.72 x 3.58)



Double glazed window to the front, radiator, fireplace with electric socket, door to the kitchen/dining room and stairs to the first floor.



Kitchen/Dining Room 11'09" x 9'0" (3.58 x 2.74)



Double glazed window and double glazed patio doors to the rear, radiator, space for a table and chairs, floor and wall mounted units, gas hob, electric oven, plumbing for a washing machine, space for a fridge/freezer and space for a further appliance. The gas fired wall mounted boiler is located within the kitchen/dining room.

Landing

Loft access and doors to the bedrooms and bathroom.

Bedroom One 11'09" x 9'0" Maximum (3.58 x 2.74 Maximum)



Double glazed window to the rear, radiator and fitted wardrobes.

Bedroom Two 11'09" x 7'03" Minimum (3.58 x 2.21 Minimum)



Double glazed window to the front, radiator.

Bathroom 8'01" x 4'06" (2.46 x 1.37)



Cupboard over the stairs, radiator, toilet, wash hand basin, bath with electric shower over.

Rear Garden



Laid to areas of patio and lawn.

Driveway

Private parking in front of the property.

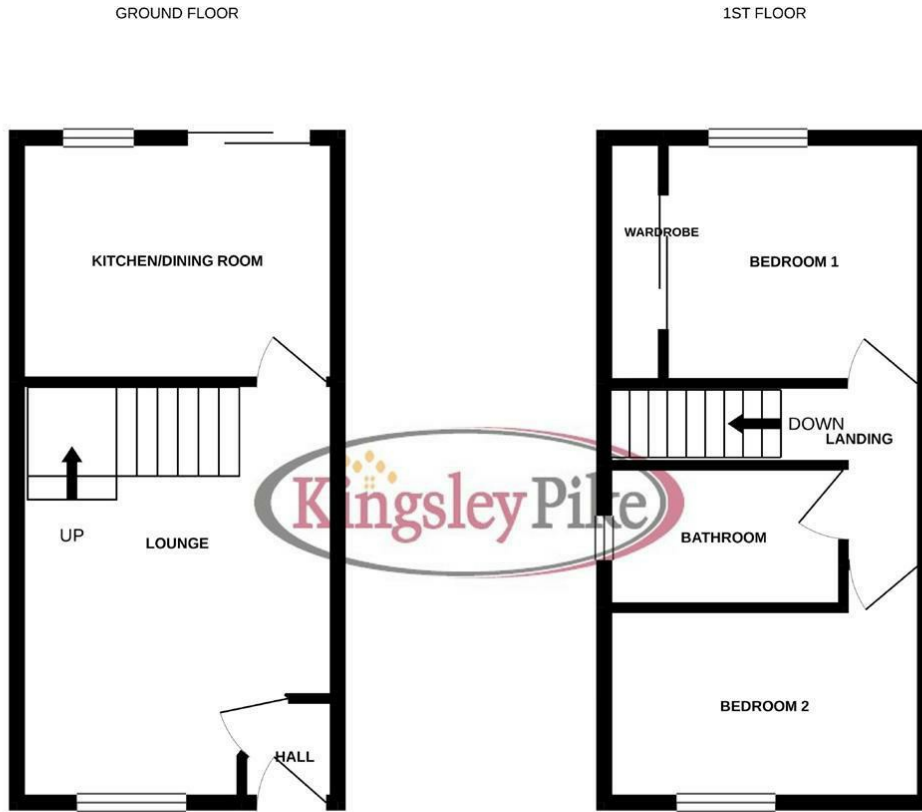
Tenure

GOV.UK advise Freehold

Council Tax Band

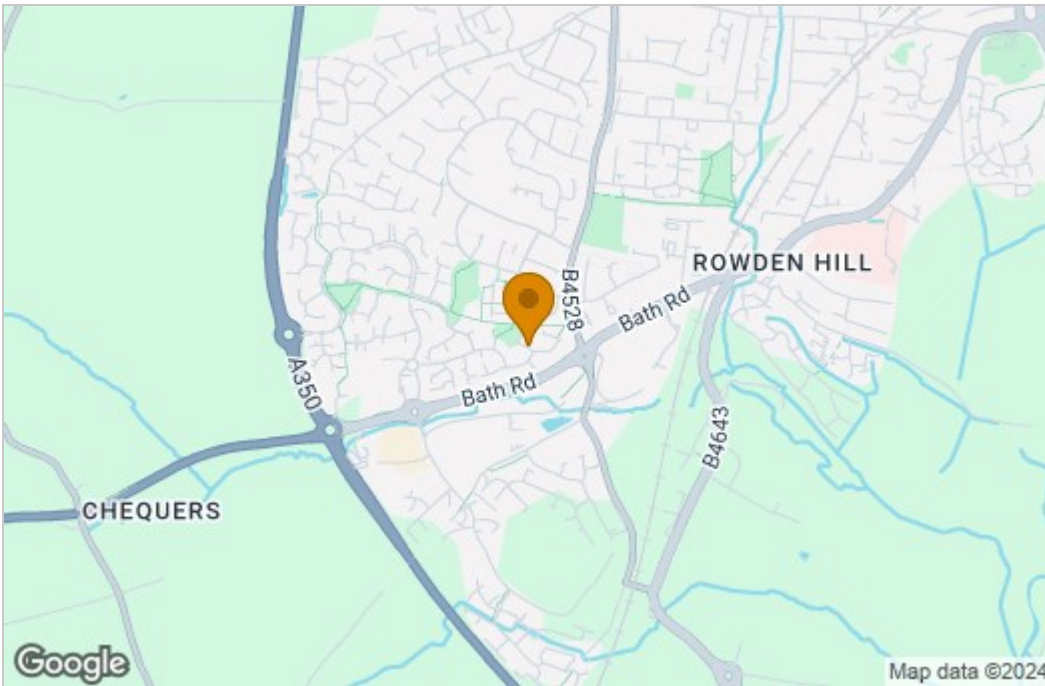
GOV.UK advise Band C

Floor Plan




Whilst every attempt has been made to ensure the accuracy of the floorplan contained here, measurements of doors, windows, rooms and any other items are approximate and no responsibility is taken for any error, omission or mis-statement. This plan is for illustrative purposes only and should be used as such by any prospective purchaser. The services, systems and appliances shown have not been tested and no guarantee as to their operability or efficiency can be given.
Made with Metropix ©2021

Area Map



Energy Efficiency Graph



These particulars, whilst believed to be accurate are set out as a general outline only for guidance and do not constitute any part of an offer or contract. Intending purchasers should not rely on them as statements of representation of fact, but must satisfy themselves by inspection or otherwise as to their accuracy. No person in this firm's employment has the authority to make or give any representation or warranty in respect of the property.

63 New Road, Chippenham, Wiltshire, SN15 1ES
Tel: 01249 464844 Email: sales@kingsleypike.co.uk <https://www.kingsleypike.co.uk>