



13A Parkfields, Chippenham, SN15 1NX

£167,500

Located 0.5 miles walk from the Mainline station and moments from the ever popular John Coles Park this ground floor apartment has the huge benefit of a generous private garden to the rear.

Whilst the property can be accessed by the communal hallway it also has its own side door. It comprises, lounge, double bedroom, kitchen and bathroom with gas central heating throughout. A fantastic opportunity.

Communal Hall

Front door, tiled floor and door to the flat.

Lounge 12'05" x 12'02" (3.78m x 3.71m)



Double glazed windows to the side and rear, laminate flooring, radiator, fitted cupboards to the side of the chimney breast, , door to the bedroom an door to the kitchen.

Kitchen 8'11" x 7'11" (2.72m x 2.41m)



Double glazed window to the side, double glazed door to the private garden, tiled floor, range of floor and wall mounted units stainless steel sink and drainer, electric cooker, space for a fridge/freezer, plumbing for a washing machine and door to the bathroom.

Bedroom 11'11" x 11'08" (3.63m x 3.56m)



Double glazed window to the front, radiator, laminate flooring, fitted storage to the side of the chimney breast.

Bathroom 7'11" x 4'11" (2.41m x 1.50m)



Double glazed window to the side, tiled floor, radiator, toilet, wash hand basin, bath with mains shower over.

Garden



Generous private garden with gated side access, storage shed, raised beds, areas of lawn and raised seating area.



Tenure

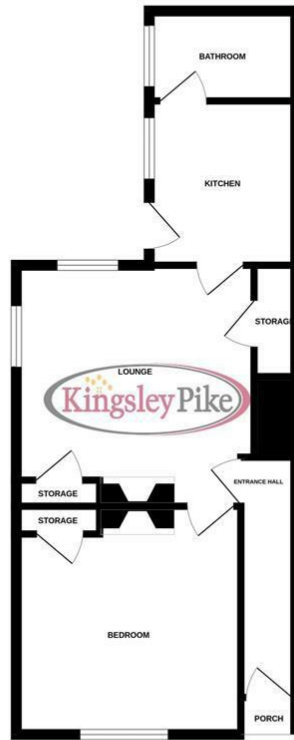
125 year lease from 2000. No service charge and £100 a year ground rent.

Council Tax

We are advised by the .Gov website that the property is band A.

Floor Plan

GROUND FLOOR
477 sq.ft. (44.3 sq.m.) approx.

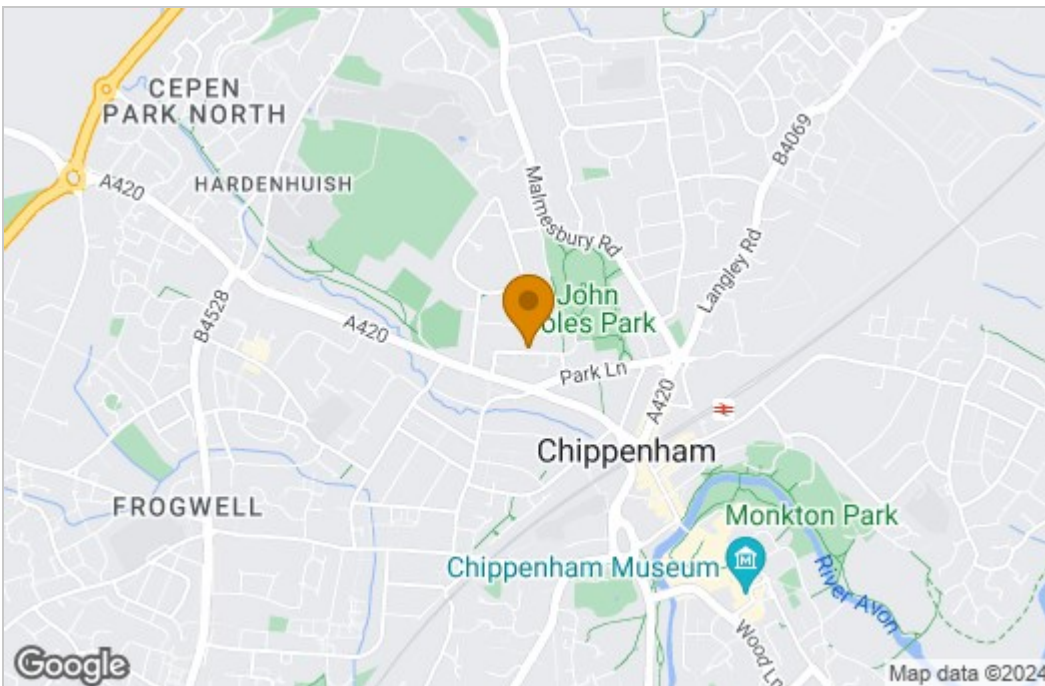


1 BEDROOM GROUND FLOOR FLAT

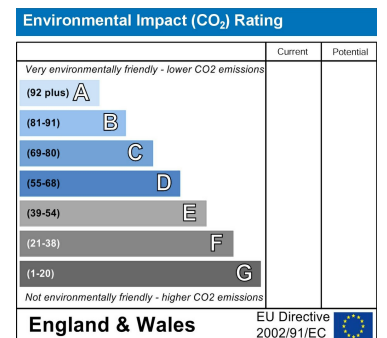
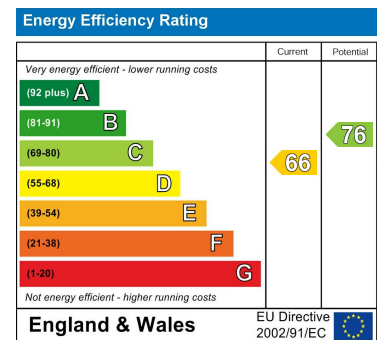
TOTAL FLOOR AREA: 477 sq.ft. (44.3 sq.m.) approx.

Whilst every attempt has been made to ensure the accuracy of the floorplan contained herein, measurements of doors, windows, rooms and any other items are approximate and no responsibility is taken for any error, omission or mis-statement. This plan is for illustrative purposes only and should be used as such by any prospective purchaser. The services, systems and appliances shown have not been tested and no guarantee as to their operability or efficiency can be given.
Made with Metropix ©2024

Area Map



Energy Efficiency Graph



These particulars, whilst believed to be accurate are set out as a general outline only for guidance and do not constitute any part of an offer or contract. Intending purchasers should not rely on them as statements of representation of fact, but must satisfy themselves by inspection or otherwise as to their accuracy. No person in this firm's employment has the authority to make or give any representation or warranty in respect of the property.

63 New Road, Chippenham, Wiltshire, SN15 1ES
Tel: 01249 464844 Email: sales@kingsleypike.co.uk <https://www.kingsleypike.co.uk>