



5 Carrick Close, Chippenham, SN15 3ND

£285,000

Located in a cul de sac location on the popular development of Monkton Park, a three bedroom semi detached house. The property is within walking distance of both the town and main line railway station serving London Paddington. To the rear there is an enclosed garden laid mainly to lawn with a range of mature shrubs. To the front there is a further area of garden and driveway providing off road parking and access to the garage. Further benefits include double glazing and gas central heating.

Entrance Porch 5'05" x 4'03" (1.65m x 1.30m)

Front door leads into porch, further door to living room.

Living Room 17'11" x 11'11" (5.46m x 3.63m)



Double glazed window, staircase to first floor, fireplace, door to kitchen / diner, two radiators.



Kitchen / Diner 17'10" x 9'10" (5.44m x 3.00m)



Double glazed window, work tops with a range of cupboards and drawers under, also a range of cupboards over, inset sink unit, space for cooker, plumbing and space for washing machine, space for fridge/freezer, wall mounted gas boiler, built in cupboard, door to side and garden.,

Landing

Doors to all bedrooms and bathroom, access to loft, double glazed window to side.

Bedroom One 11'0" x 10'04" (3.35m x 3.15m)



Double glazed window, radiator, built in wardrobe.

Bedroom Two 9'06" x 8'07" (2.90m x 2.62m)



Double glazed window, radiator, built in wardrobe.

Bedroom Three 7'03" x 6'10" (2.21m x 2.08m)



Double glazed window, radiator.

Bathroom



Double glazed window, panelled bath, pedestal hand basin, W.C, radiator, built in cupboard.

Outside



Front

To the front of the property there is a driveway providing off road parking and access to the garage.

Rear



Enclosed garden laid mainly to lawn with a range of mature shrubs, outside tap and doors to garage.

Garage 15'10" x 8'03" (4.83m x 2.51m)

Garage with up and over door, power and light.

Tenure

GOV.UK advises Freehold.

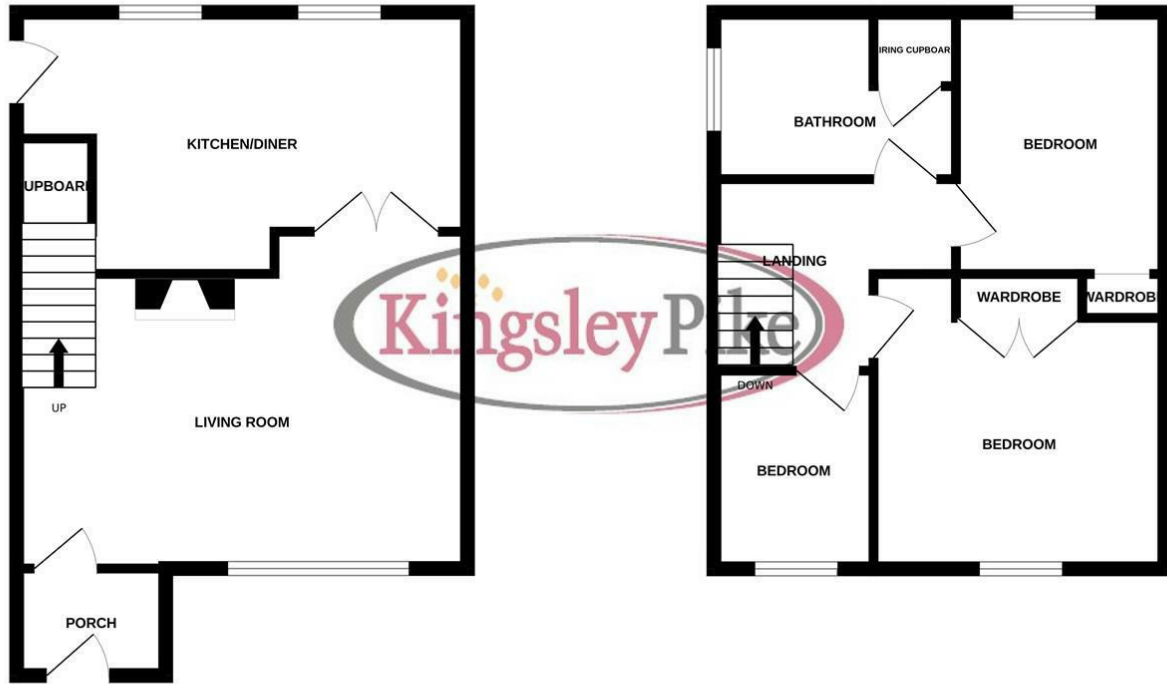
Council Tax Band

GOV.UK advises band C.

Floor Plan

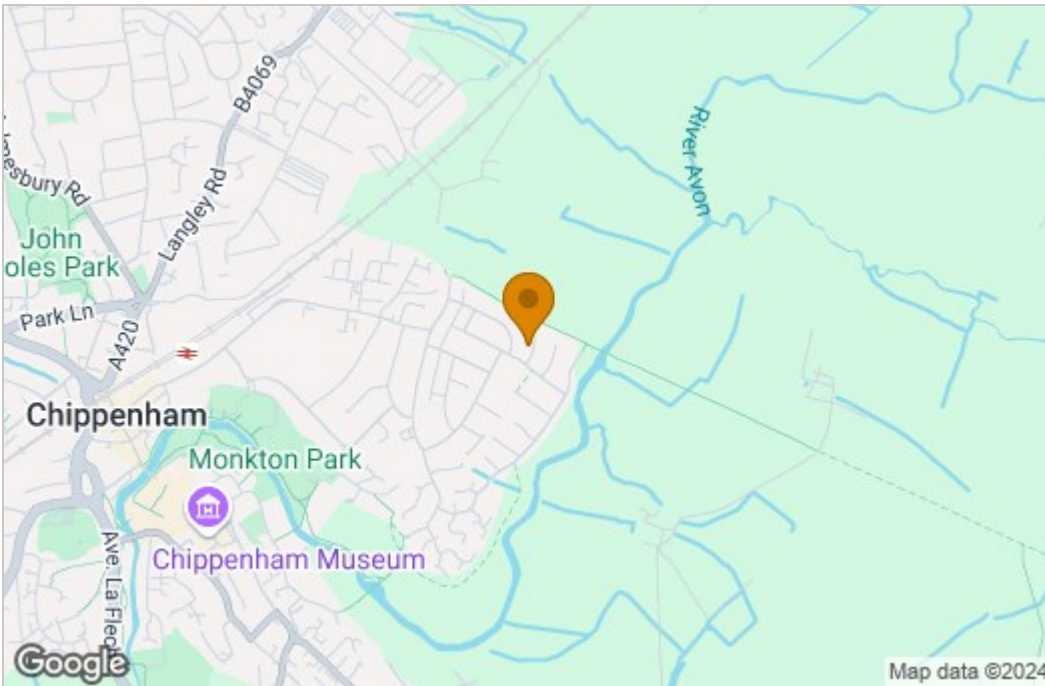
GROUND FLOOR

1ST FLOOR

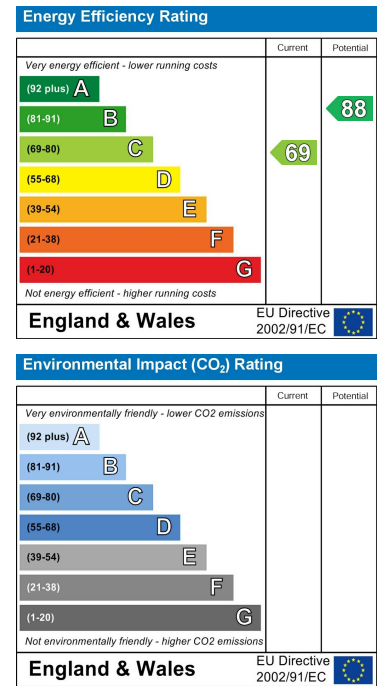


Whilst every attempt has been made to ensure the accuracy of the floorplan contained here, measurements of doors, windows, rooms and any other items are approximate and no responsibility is taken for any error, omission or mis-statement. This plan is for illustrative purposes only and should be used as such by any prospective purchaser. The services, systems and appliances shown have not been tested and no guarantee as to their operability or efficiency can be given.
Made with Metropix ©2024

Area Map



Energy Efficiency Graph



These particulars, whilst believed to be accurate are set out as a general outline only for guidance and do not constitute any part of an offer or contract. Intending purchasers should not rely on them as statements of representation of fact, but must satisfy themselves by inspection or otherwise as to their accuracy. No person in this firm's employment has the authority to make or give any representation or warranty in respect of the property.

63 New Road, Chippenham, Wiltshire, SN15 1ES
 Tel: 01249 464844 Email: sales@kingsleypike.co.uk <https://www.kingsleypike.co.uk>