



3 Sutherland Crescent, Chippenham, SN14 6RS

Offers Over £300,000

Located on the sought after development of Cepen Park North, a three bedroom semi detached home. The property provides excellent road links to both the town centre and the M4 motorway. To the rear of the property there is an enclosed garden laid mainly to lawn. There is a garage with parking space to the front.

Entrance Hallway

Front door leads into hall, door to cloakroom and further door into living room, radiator.

Cloakroom

Double glazed window, W.C, hand basin, radiator.

Living Room 16'08" x 15'01" (5.08m x 4.60m)



Double glazed bay window, two radiators, staircase to first floor, door to dining room.

Dining Room 8'07" x 7'11" (2.62m x 2.41m)



Double glazed sliding patio doors to garden, radiator arch through to kitchen.

Fitted Kitchen 8'07" x 6'06" (2.62m x 1.98m)



Double glazed window, laminated work tops with a range of cupboards, inset gas hob with cooker hood, fitted oven, plumbing and space for washing machine, and dishwasher, space for fridge/freezer, wall mounted gas boiler.

Landing

Feature arch double glazed window to side, doors

to all bedrooms and bathroom, access to loft, built in cupboard.

Bedroom One 12'02" x 8'05" (3.71m x 2.57m)



Double glazed window, radiator.

Bedroom Two 13'07" x 8'09" (4.14m x 2.67m)



Double glazed window, radiator.

Bedroom Three 8'10" x 6'05" (2.69m x 1.96m)



Double glazed window, radiator.

Bathroom



Double glazed window, panelled bath with over bath shower, radiator, pedestal hand basin, W.C.

Outside



Timber shed.

Rear

To the rear of the property is an enclosed garden laid mainly to lawn with patio area, a further circular patio area with pergola over, tap and gated side access.

Garage



Single garage with parking space in front.

Tenure

GOV.UK advises Freehold.

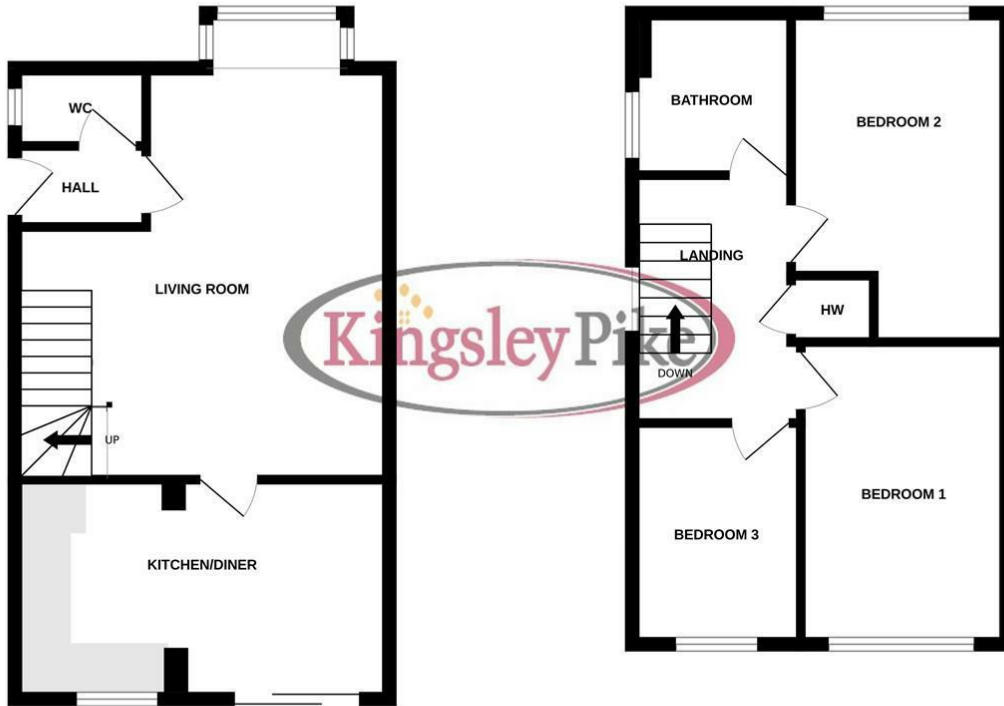
Council Tax Band

GOV.UK advises Band C

Floor Plan

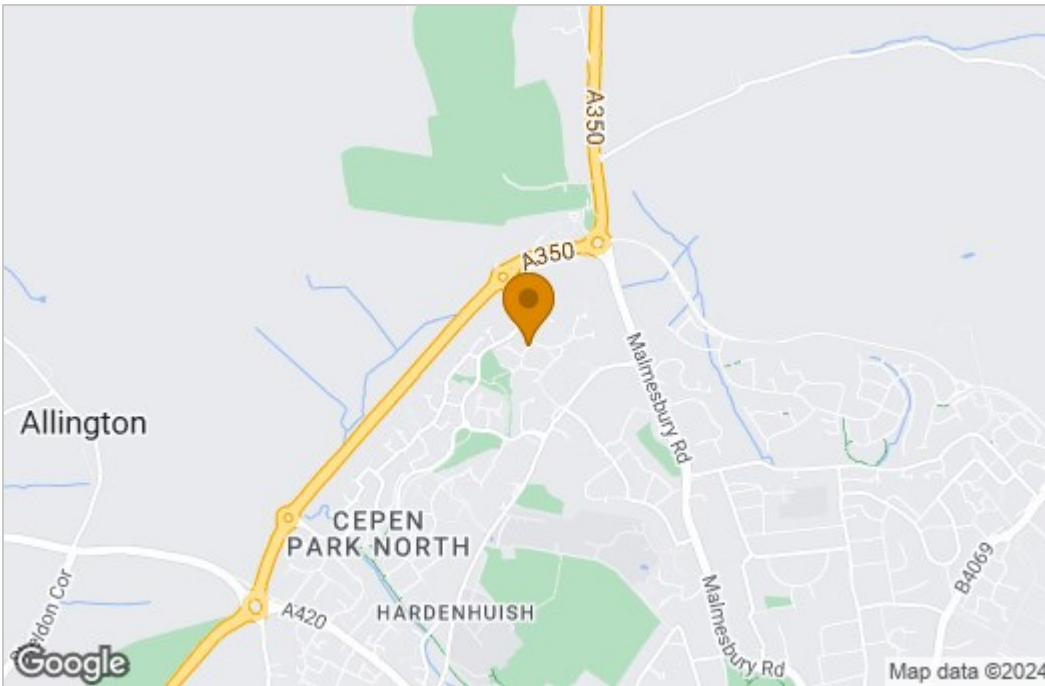
GROUND FLOOR

1ST FLOOR

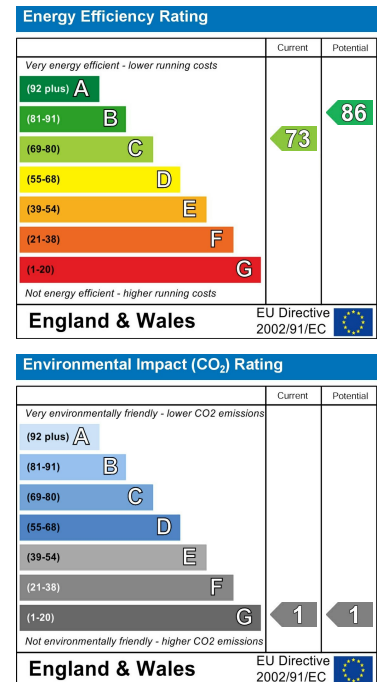


Whilst every attempt has been made to ensure the accuracy of the floorplan contained here, measurements of doors, windows, rooms and any other items are approximate and no responsibility is taken for any error, omission or mis-statement. This plan is for illustrative purposes only and should be used as such by any prospective purchaser. The services, systems and appliances shown have not been tested and no guarantee as to their operability or efficiency can be given.
Made with Metropix ©2024

Area Map



Energy Efficiency Graph



These particulars, whilst believed to be accurate are set out as a general outline only for guidance and do not constitute any part of an offer or contract. Intending purchasers should not rely on them as statements of representation of fact, but must satisfy themselves by inspection or otherwise as to their accuracy. No person in this firm's employment has the authority to make or give any representation or warranty in respect of the property.

63 New Road, Chippenham, Wiltshire, SN15 1ES
 Tel: 01249 464844 Email: sales@kingsleypike.co.uk <https://www.kingsleypike.co.uk>