





## Ipswich Road, Yaxley, Eye

Offers Over £340,000

 3  1  2



No onward chain – An individual detached three-bedroom home offering just over 1000 square feet of space while sitting on a plot just shy of 0.2 acres.

## Key Features

- Offers Over £340,000
- EPC Rating F
- Easy access to A140 Freehold
- Off-road parking for multiple cars
- No onward chain
- Electric heating
- Freehold
- Detached single garage
- Plot just shy of 0.2 acre
- Council tax Band D

