




See More Online

# KFB: Key Facts For Buyers

A Guide to This Property & the Local Area

Thursday 11<sup>th</sup> July 2024



## BEECH TREE BARNS, WORTHAM, DISS, IP22

### Whittley Parish | Diss

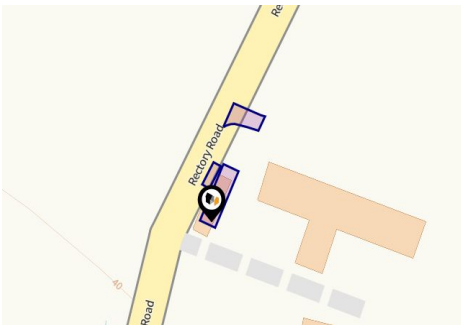
4-6 Market Hill Diss IP22 4JZ

01379640808

admin@whittleyparish.com

<https://www.whittleyparish.com/>





## Property

<b>Type:</b>	Detached
<b>Bedrooms:</b>	2
<b>Floor Area:</b>	688 ft <sup>2</sup> / 64 m <sup>2</sup>
<b>Plot Area:</b>	0.03 acres
<b>Year Built :</b>	2003-2006
<b>Council Tax :</b>	Band B
<b>Annual Estimate:</b>	£1,642
<b>Title Number:</b>	SK285344

**Tenure:** Freehold

## Local Area

<b>Local Authority:</b>	Suffolk
<b>Conservation Area:</b>	No
<b>Flood Risk:</b>	
• Rivers & Seas	No Risk
• Surface Water	Medium

### Estimated Broadband Speeds (Standard - Superfast - Ultrafast)



<b>5</b> mb/s	<b>1000</b> mb/s

### Mobile Coverage: (based on calls indoors)


### Satellite/Fibre TV Availability:

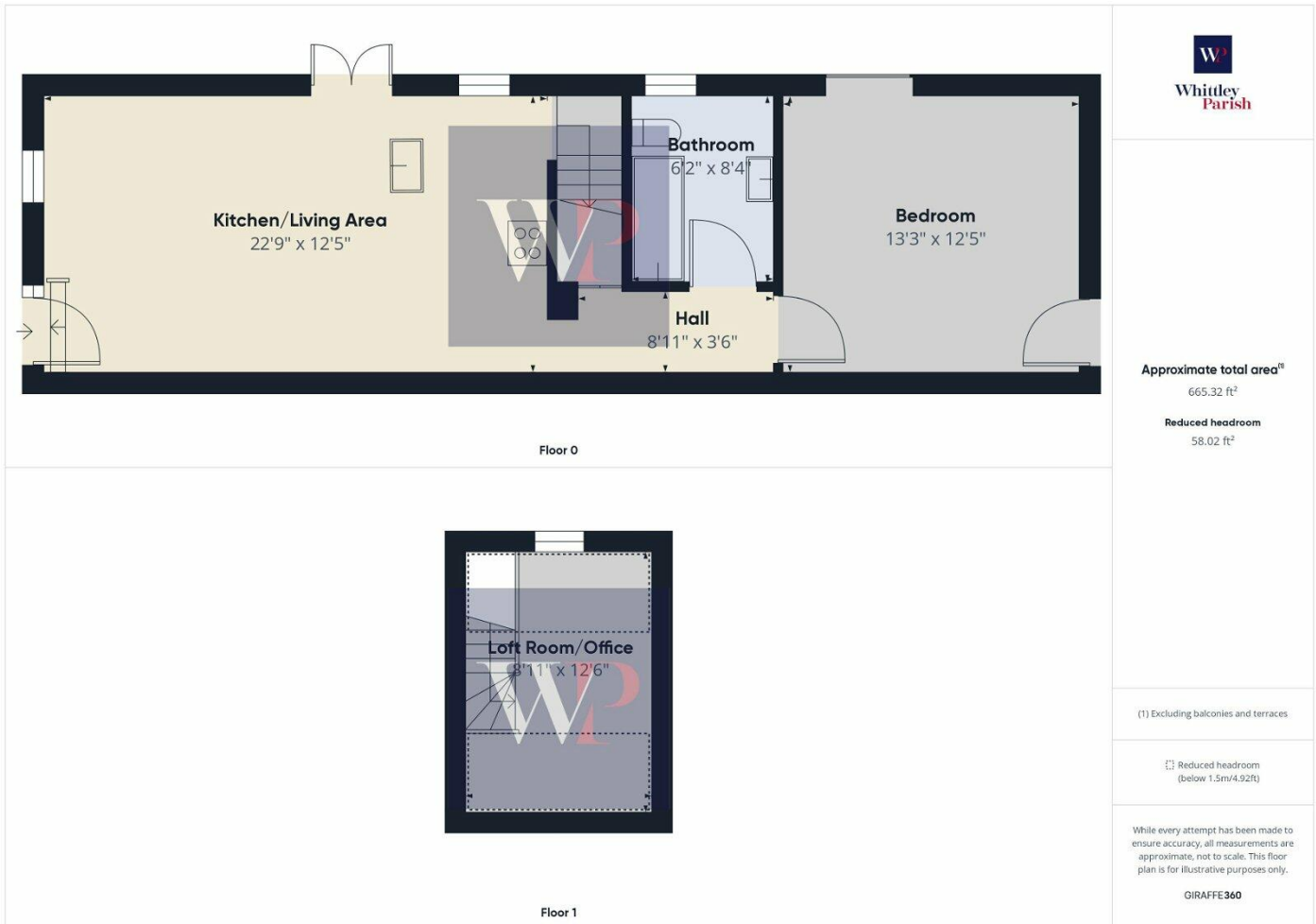



# Gallery Photos





## BEECH TREE BARNES, WORTHAM, DISS, IP22





1, Beech Tree Barns, Wortham, IP22

Energy rating

**E**

Valid until 29.05.2034

Score	Energy rating	Current	Potential
92+	<b>A</b>		
81-91	<b>B</b>		
69-80	<b>C</b>		
55-68	<b>D</b>		66   <b>D</b>
39-54	<b>E</b>	49   <b>E</b>	
21-38	<b>F</b>		
1-20	<b>G</b>		

# Property

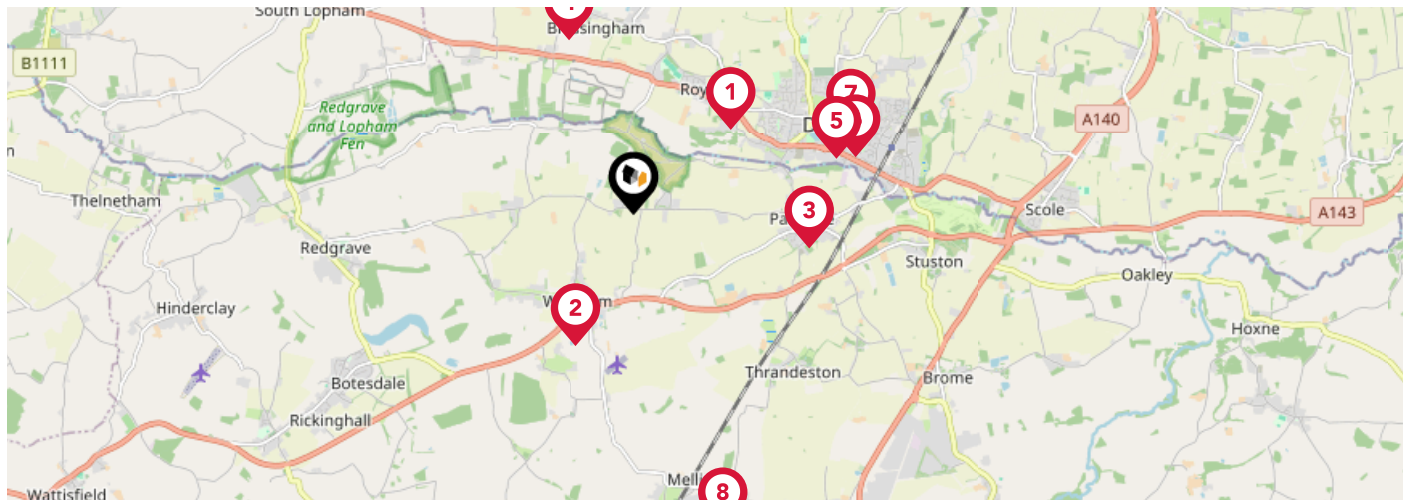
## EPC - Additional Data



### Additional EPC Data

<b>Property Type:</b>	House
<b>Build Form:</b>	Detached
<b>Transaction Type:</b>	Marketed sale
<b>Energy Tariff:</b>	Single
<b>Main Fuel:</b>	LPG (not community)
<b>Main Gas:</b>	No
<b>Flat Top Storey:</b>	No
<b>Top Storey:</b>	0
<b>Glazing Type:</b>	Double glazing installed during or after 2002
<b>Previous Extension:</b>	1
<b>Open Fireplace:</b>	0
<b>Ventilation:</b>	Natural
<b>Walls:</b>	Solid brick, as built, insulated (assumed)
<b>Walls Energy:</b>	Good
<b>Roof:</b>	Pitched, insulated (assumed)
<b>Roof Energy:</b>	Good
<b>Main Heating:</b>	Boiler and radiators, LPG
<b>Main Heating Controls:</b>	Programmer, room thermostat and TRVs
<b>Hot Water System:</b>	From main system
<b>Hot Water Energy Efficiency:</b>	Poor
<b>Lighting:</b>	Low energy lighting in 89% of fixed outlets
<b>Floors:</b>	Solid, insulated (assumed)
<b>Total Floor Area:</b>	64 m <sup>2</sup>

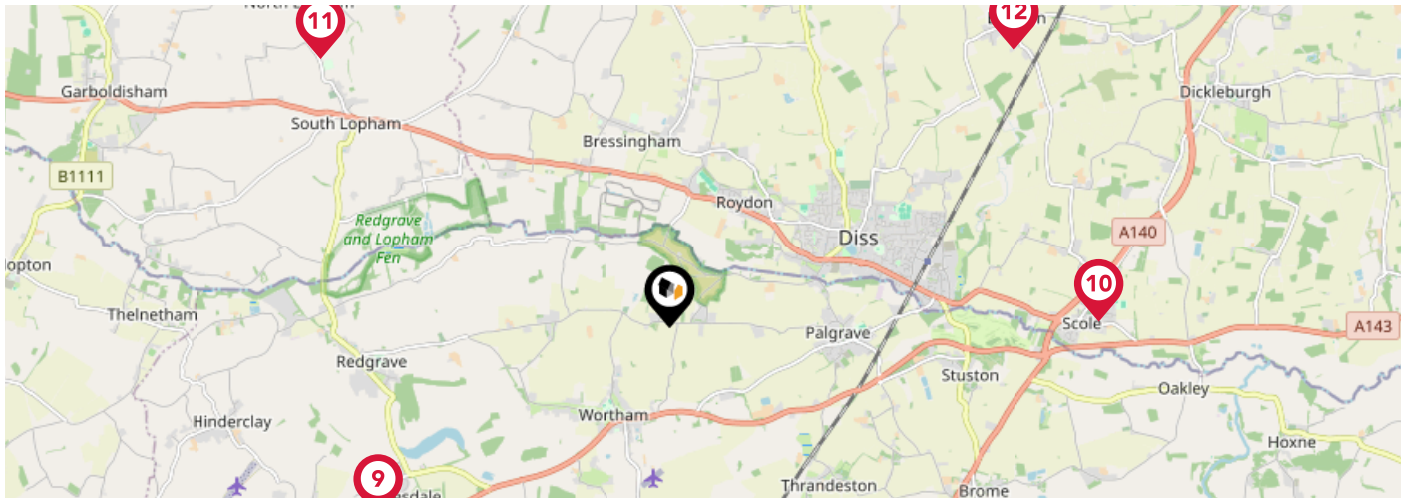
# Area Schools



	Nursery	Primary	Secondary	College	Private
<p><b>1</b> <b>Roydon Primary School</b></p> <p>Ofsted Rating: Requires Improvement   Pupils: 265   Distance:1.18</p>	<input type="checkbox"/>	<input checked="" type="checkbox"/>	<input type="checkbox"/>	<input type="checkbox"/>	<input type="checkbox"/>
<p><b>2</b> <b>Wortham Primary School</b></p> <p>Ofsted Rating: Outstanding   Pupils: 101   Distance:1.3</p>	<input type="checkbox"/>	<input checked="" type="checkbox"/>	<input type="checkbox"/>	<input type="checkbox"/>	<input type="checkbox"/>
<p><b>3</b> <b>Palgrave Church of England Primary School</b></p> <p>Ofsted Rating: Good   Pupils: 80   Distance:1.63</p>	<input type="checkbox"/>	<input checked="" type="checkbox"/>	<input type="checkbox"/>	<input type="checkbox"/>	<input type="checkbox"/>
<p><b>4</b> <b>Bressingham Primary School</b></p> <p>Ofsted Rating: Good   Pupils: 123   Distance:1.68</p>	<input type="checkbox"/>	<input checked="" type="checkbox"/>	<input type="checkbox"/>	<input type="checkbox"/>	<input type="checkbox"/>
<p><b>5</b> <b>Diss Church of England Junior Academy</b></p> <p>Ofsted Rating: Inadequate   Pupils: 209   Distance:1.91</p>	<input type="checkbox"/>	<input checked="" type="checkbox"/>	<input type="checkbox"/>	<input type="checkbox"/>	<input type="checkbox"/>
<p><b>6</b> <b>Diss Infant Academy and Nursery</b></p> <p>Ofsted Rating: Good   Pupils: 164   Distance:2.08</p>	<input type="checkbox"/>	<input checked="" type="checkbox"/>	<input type="checkbox"/>	<input type="checkbox"/>	<input type="checkbox"/>
<p><b>7</b> <b>Diss High School</b></p> <p>Ofsted Rating: Good   Pupils: 931   Distance:2.11</p>	<input type="checkbox"/>	<input type="checkbox"/>	<input checked="" type="checkbox"/>	<input type="checkbox"/>	<input type="checkbox"/>
<p><b>8</b> <b>Mellis Church of England Primary School</b></p> <p>Ofsted Rating: Good   Pupils: 171   Distance:2.97</p>	<input type="checkbox"/>	<input checked="" type="checkbox"/>	<input type="checkbox"/>	<input type="checkbox"/>	<input type="checkbox"/>

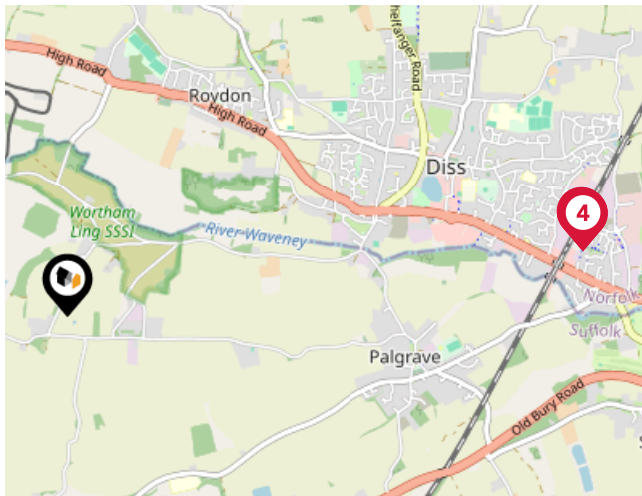


# Area Schools



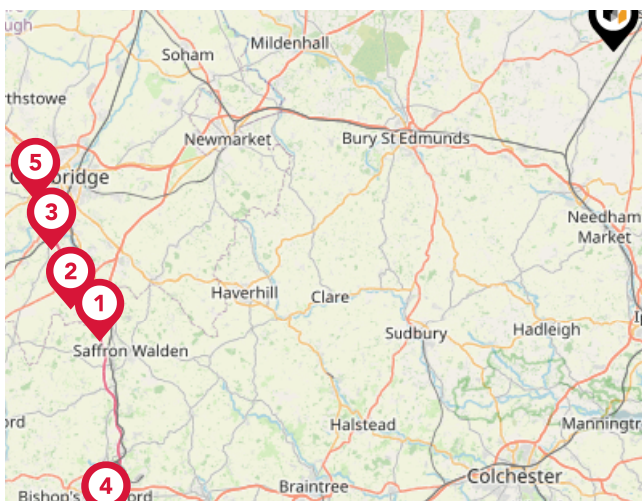
		Nursery	Primary	Secondary	College	Private
	<b>St Botolph's Church of England Voluntary Controlled Primary School</b> Ofsted Rating: Good   Pupils: 172   Distance:3.14	<input type="checkbox"/>	<input checked="" type="checkbox"/>	<input type="checkbox"/>	<input type="checkbox"/>	<input type="checkbox"/>
	<b>Scole Church of England Voluntary Controlled Primary School</b> Ofsted Rating: Good   Pupils: 79   Distance:3.89	<input type="checkbox"/>	<input checked="" type="checkbox"/>	<input type="checkbox"/>	<input type="checkbox"/>	<input type="checkbox"/>
	<b>St Andrew's CofE VA Primary School, Lopham</b> Ofsted Rating: Good   Pupils: 57   Distance:3.97	<input type="checkbox"/>	<input checked="" type="checkbox"/>	<input type="checkbox"/>	<input type="checkbox"/>	<input type="checkbox"/>
	<b>Burston Community Primary School</b> Ofsted Rating: Good   Pupils: 36   Distance:4.02	<input type="checkbox"/>	<input checked="" type="checkbox"/>	<input type="checkbox"/>	<input type="checkbox"/>	<input type="checkbox"/>
	<b>All Saints Church of England Voluntary Aided Primary School, Winfarthing</b> Ofsted Rating: Good   Pupils: 71   Distance:4.18	<input type="checkbox"/>	<input checked="" type="checkbox"/>	<input type="checkbox"/>	<input type="checkbox"/>	<input type="checkbox"/>
	<b>Hartismere School</b> Ofsted Rating: Outstanding   Pupils: 991   Distance:4.35	<input type="checkbox"/>	<input type="checkbox"/>	<input checked="" type="checkbox"/>	<input type="checkbox"/>	<input type="checkbox"/>
	<b>Gislingham Church of England Primary School</b> Ofsted Rating: Outstanding   Pupils: 132   Distance:4.76	<input type="checkbox"/>	<input checked="" type="checkbox"/>	<input type="checkbox"/>	<input type="checkbox"/>	<input type="checkbox"/>
	<b>St Peter and St Paul Church of England Primary School, Eye</b> Ofsted Rating: Good   Pupils: 186   Distance:4.78	<input type="checkbox"/>	<input checked="" type="checkbox"/>	<input type="checkbox"/>	<input type="checkbox"/>	<input type="checkbox"/>

# Area Transport (National)



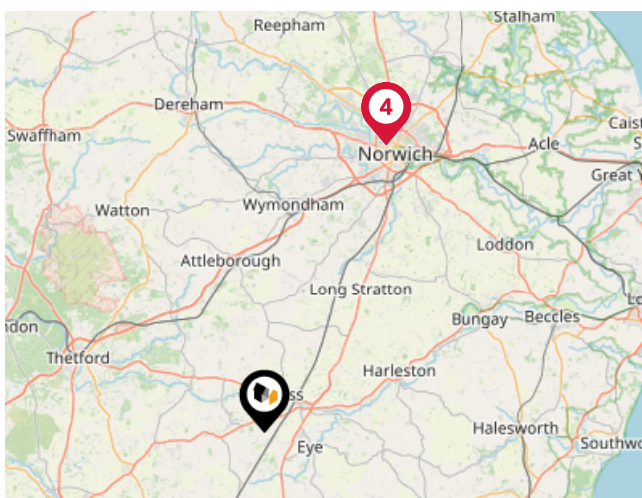
## National Rail Stations

Pin	Name	Distance
1	Diss Rail Station	2.35 miles
2	Diss Rail Station	2.35 miles
3	Diss Rail Station	2.35 miles
4	Diss Rail Station	2.35 miles



## Trunk Roads/Motorways

Pin	Name	Distance
1	M11 J9	42.93 miles
2	M11 J10	43.62 miles
3	M11 J11	43.33 miles
4	M11 J8	50.51 miles
5	M11 J13	43.29 miles

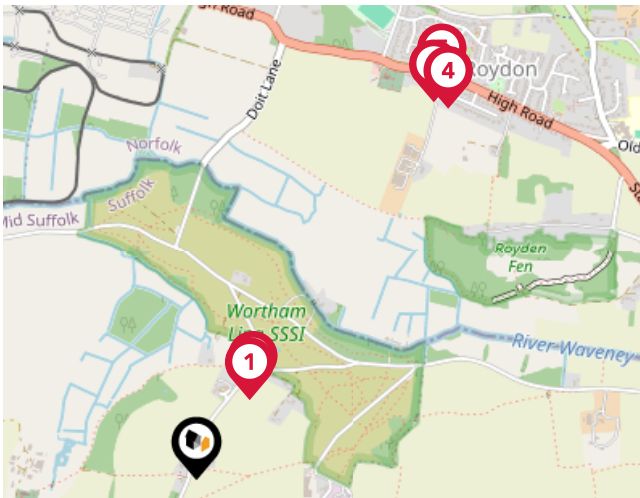


## Airports/Helipads

Pin	Name	Distance
1	Norwich International Airport	22.56 miles
2	International Airport	22.56 miles
3	Airport Passenger Terminal	22.59 miles
4	Norwich International Airport	22.59 miles

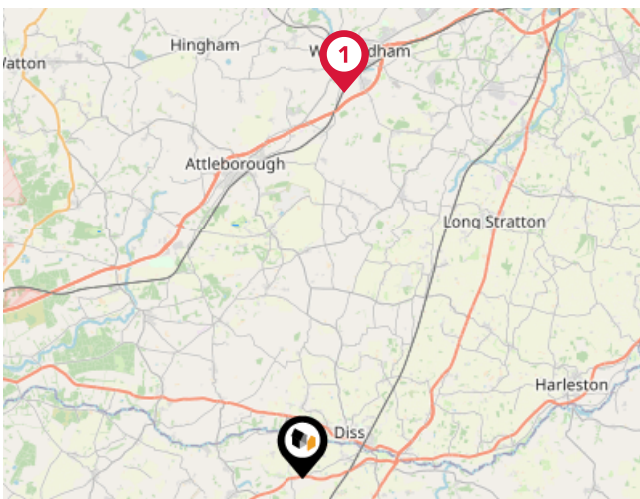
# Area

## Transport (Local)



### Bus Stops/Stations

Pin	Name	Distance
1	Old Dick Junction	0.22 miles
2	Old Dick Junction	0.23 miles
3	Copeman Road	1.01 miles
4	Copeman Road	1.02 miles
5	Waterloo Avenue	1.05 miles



### Local Connections

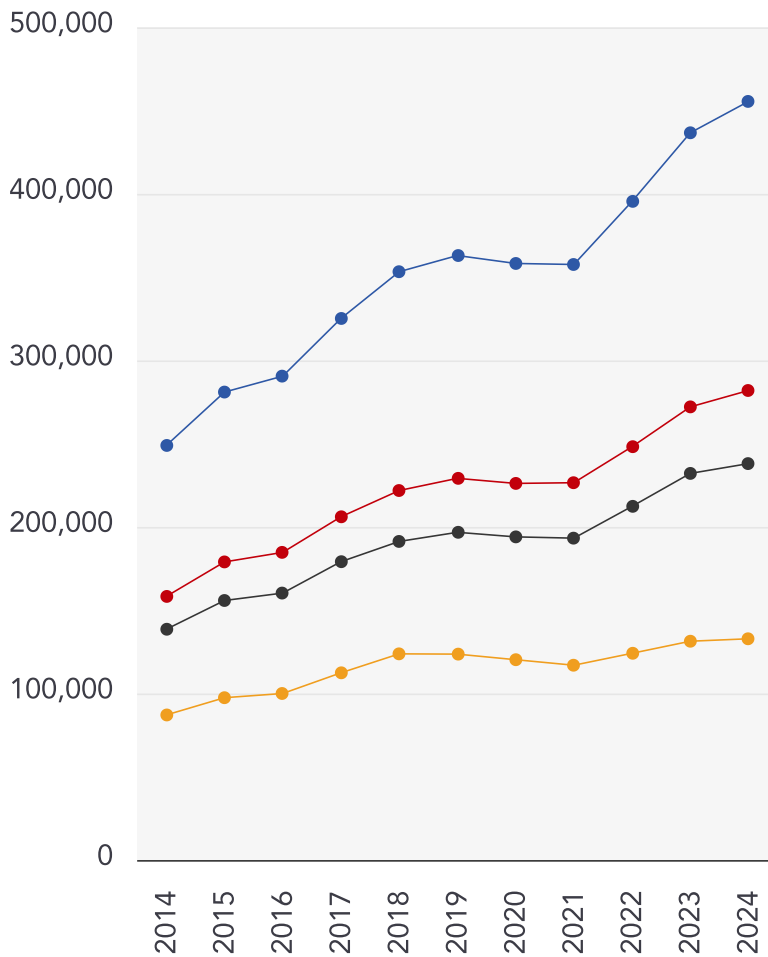
Pin	Name	Distance
1	Wymondham Abbey (Mid Norfolk Railway)	13.99 miles

# Market

## House Price Statistics



10 Year History of Average House Prices by Property Type in IP22



Detached

**+82.97%**

Semi-Detached

**+78.11%**

Terraced

**+71.77%**

Flat

**+52.51%**



### Whittley Parish | Diss

---

At Whittley Parish, we strive to offer the best experience for all of our valued clients. We employ an experienced team and support our people with the best processes, cutting edge technology, marketing and training. We continue to improve and learn from feedback to strive to be the best at what we do and achieve.

Our proactive approach combined with advertising across four major property portals (Rightmove, Zoopla, onthemarket.com and Primelocation) as well as on social media platforms; coupled with our large database of registered applicants allows us to promote our properties to the widest target market.

With family roots still at the heart of all operations, Alex Parish ensures the original ethos and vision continues to run throughout the company's core, never comprising the personal service its reputation has been built upon.



### Testimonial 1



It was a pleasure doing business with the Attleborough branch. Kept to every promise made and acted really fast. Made a stressful time far less stressful.

### Testimonial 2



We asked Whittley Parish Diss to carry out a house valuation for us. Alex Parish came to do the job - he was kind, considerate and professional. The process was thorough but yet quick and easy for us. We couldn't ask for more - many thanks.

### Testimonial 3



The whole team at Whittley Parish were first class from first introduction to final sale. With lots of estate agents in the Long Stratton area, this is the only one you need to know. Excellent would highly recommend.



[/whittleyparishmanagementltd](#)



[/whittleyparish](#)



[/whittleyparish/?hl=en](#)

# Whittley Parish | Diss

## Data Quality

We are committed to comprehensive property data being made available upfront to make the home buying and selling process quicker, easier and cheaper. This is why we have partnered with Sprift, the UK's leading supplier of property-specific data.



### Contains public sector information licensed under the Open Government License v3.0

The information contained within this report is for general information purposes only and to act as a guide to the best way to market your property for the asking price.

Sprift Technologies Ltd aggregate this data from a wide variety of sources and while we endeavour to keep the information up to date and correct, we make no representations or warranties of any kind, express or implied, about the completeness, accuracy, reliability, of the information or related graphics contained within this report for any purpose.

Any reliance you place on such information is therefore strictly at your own risk. In no event will we be liable for any loss or damage including without limitation, indirect or consequential loss or damage, or any loss or damage whatsoever arising from loss of data or profits arising out of, or in connection with, the use of this report.



#### Whittley Parish | Diss

4-6 Market Hill Diss IP22 4JZ

01379640808

admin@whittleyparish.com

<https://www.whittleyparish.com/>

