



Birchfield Drive, Eaglescliffe, TS16 0EN

This beautifully presented and much improved two bedroom detached bungalow with a detached garage is situated on a good sized corner plot in a highly sought after area of Eaglescliffe and is available for sale with NO ONWARD CHAIN.

Inside, a spacious entrance hall leads into a bright, airy lounge featuring windows on both the front and side, allowing plenty of natural light. The lounge is further enhanced by a fireplace with an open gas fire, creating a cosy atmosphere. The modern kitchen/dining room has been refitted with sleek high-gloss white units, a peninsular island, and a range of integrated appliances, including an oven, hob, fridge/freezer, and dishwasher. A designer radiator adds to the contemporary feel of the space. The accommodation also includes two well proportioned double bedrooms and a stylish family bathroom, complete with modern fittings and a shower over the bath with a glass screen.

The property features oak internal doors, adding a subtle touch of quality, along with recessed ceiling spotlights in every room for a clean, modern finish. It benefits from gas central heating via a Baxi combi boiler, and uPVC double-glazed windows and doors throughout.

Outside are neat gardens to the front, side, and rear, with the low-maintenance paved rear garden wrapping around one side of the property. A double width driveway provides off-road parking for up to four cars, leading to the detached garage at the rear.

The property is conveniently located within easy reach of Orchard Shops, Tesco, and local bus routes. Allens West Train Station and the A66 are nearby, offering excellent transport links across the North East. Additionally, Yarm High Street, known for its vibrant selection of shops, cafes, and restaurants, is just a short distance away.

£275,000



Birchfield Drive, Eaglescliffe, TS16 0EN

ENTRANCE HALL

LOUNGE

17'10" x 13'0" (5.44m x 3.96m)

KITCHEN/DINING ROOM

17'11" x 8'5" (5.46m x 2.57m)

BEDROOM ONE

12'8" x 10'11" (3.86m x 3.33m)

BEDROOM TWO

10'9" x 10'7" (3.28m x 3.23m)

BATHROOM/WC

7'11" x 5'5" (2.41m x 1.65m)



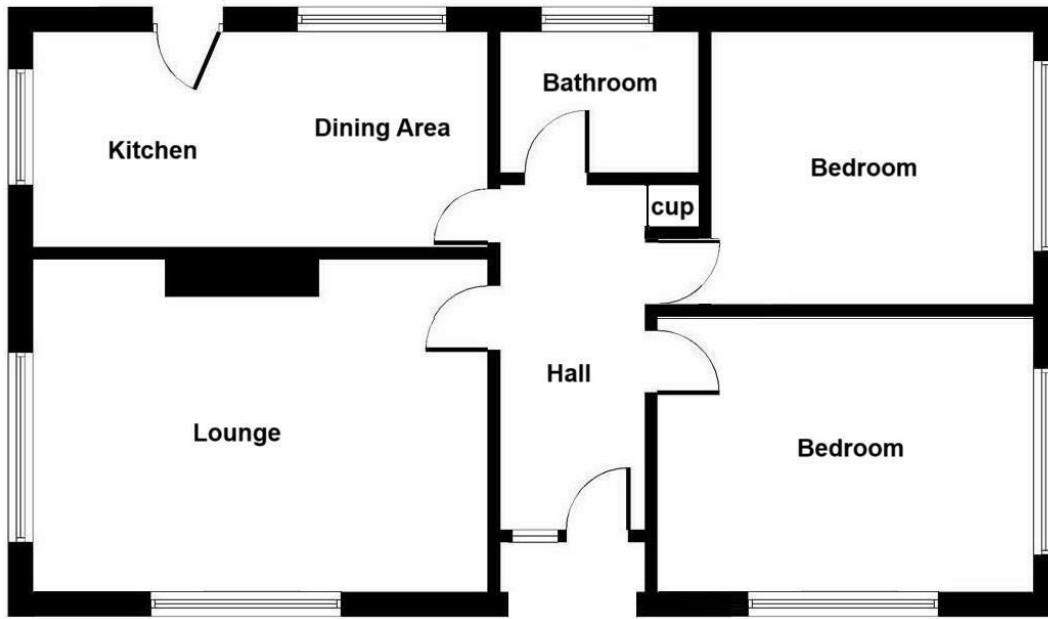
Birchfield Drive, Eaglescliffe, TS16 0EN



Birchfield Drive, Eaglescliffe, TS16 0EN

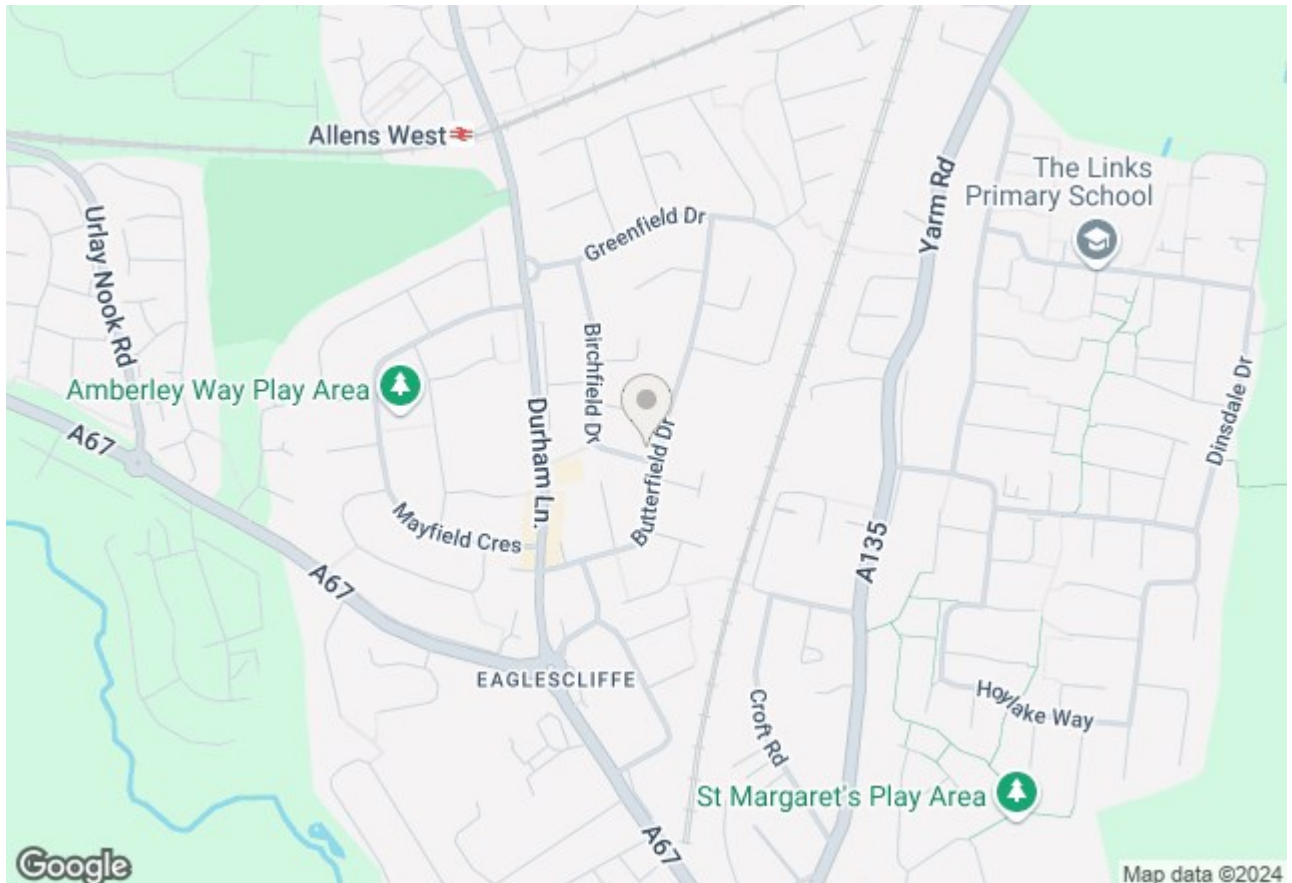


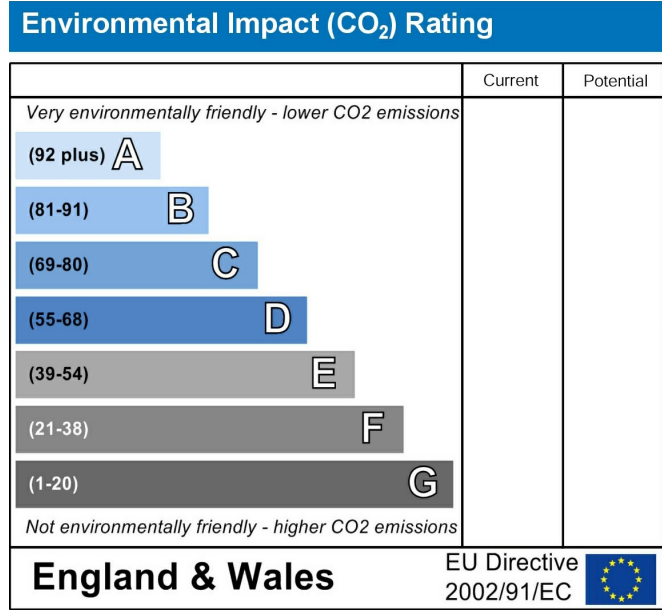
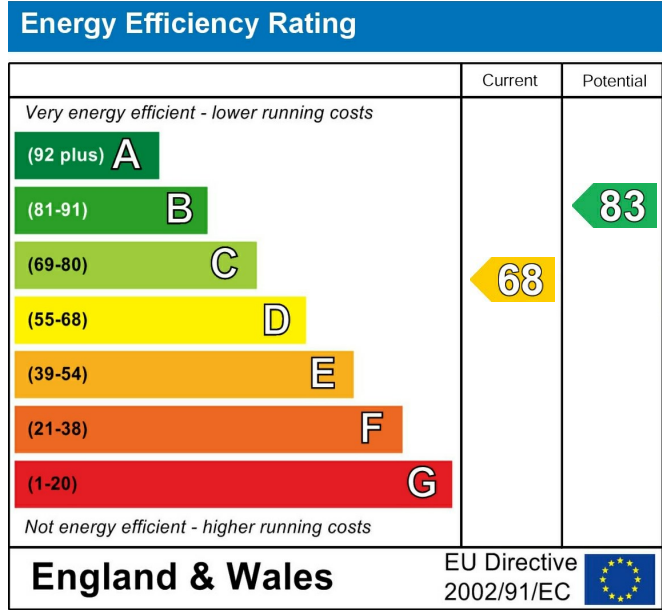
Birchfield Drive, Eaglescliffe, TS16 0EN



Whilst every attempt has been made to ensure the accuracy of the floor plan contained here, measurements of doors, windows, rooms and any other items are approximate and no responsibility is taken for any error, omission, or mis-statement. The measurements should not be relied upon for valuation, transaction and/or funding purposes. This plan is for illustrative purposes only and should be used as such by any prospective purchaser or tenant. The services, systems and appliances shown have not been tested and no guarantee as to their operability or efficiency can be given.

Copyright V360 Ltd 2023 | www.houseviz.com





VIEWING

Please contact us on 01642 248248 if you wish to arrange a viewing or would like more information.

These particulars, whilst believed to be accurate are set out as a general outline only for guidance and do not constitute any part of an offer or contract. Intending purchasers should not rely on them as statements of representation of fact, but must satisfy themselves by inspection or otherwise as to their accuracy. No person in this firms employment has the authority to make or give any representation or warranty in respect of the property.