



11 Leventhorpe Grove, Thornton, Bradford, BD13 3BN

Asking Price £195,000

- THREE BEDROOM SEMI DETACHED
- CUL-DE-SAC LOCATION
- UPVC DOUBLE GLAZING
- GARDENS FRONT & REAR
- CLOSE TO LOCAL SCHOOLS
- LOVELY VIEWS TO THE REAR
- GAS CENTRAL HEATING
- DRIVEWAY & SINGLE GARAGE
- AN IDEAL FAMILY HOME
- ARRANGE YOUR VIEWING NOW!

11 Leaventhorpe Grove, Bradford BD13 3BN

**** THREE BEDROOM SEMI DETACHED ** GAS CH & UPVC DG ** OPEN ASPECT TO THE REAR**
**** OFF-ROAD PARKING & GARAGE ** CUL-DE-SAC LOCATION **** Bronte Estates are delighted to offer for sale this traditional semi detached, nestled in a quiet cul-de-sac in Thornton, ideally positioned for Beckfoot Thornton School. Enjoying stunning rural views to the rear, a modern kitchen and bathroom, driveway parking, and easy access to local amenities. Early viewing is advised.



Council Tax Band: C



Entrance Hall

A UPVC door with side windows leads into the hallway. Stairs lead off to the first floor, central heating radiator and doors to the lounge and dining-kitchen.

Lounge

14'1 x 10'2

Bay window to the front elevation, two wall light points, gas fire in a stone surround and a central heating radiator.

Dining-Kitchen

14'8 x 9'2

Fitted kitchen area with a separate dining space. The kitchen has a range of base and wall units, laminated working surfaces and splash-back wall tiling. There is an integrated electric oven, gas hob, plumbing for a washing machine and a stainless steel sink and drainer. Pantry / understairs storage, side entrance door and two windows to the rear elevation. There is a gas fire and fitted storage cupboard in the dining area.

First Floor

Landing area with a window to the side elevation and doors off to all bedrooms and the bathroom.

Bedroom One

14'2 x 10'5

Bay window to the front elevation, two double fitted wardrobes with overhead cupboards and a central heating radiator.

Bedroom Two

10'4 x 9'3

Window to the rear elevation and a central heating radiator.

Bedroom Three

7'11 x 5'2

Window to the front elevation and a central heating radiator.

Bathroom

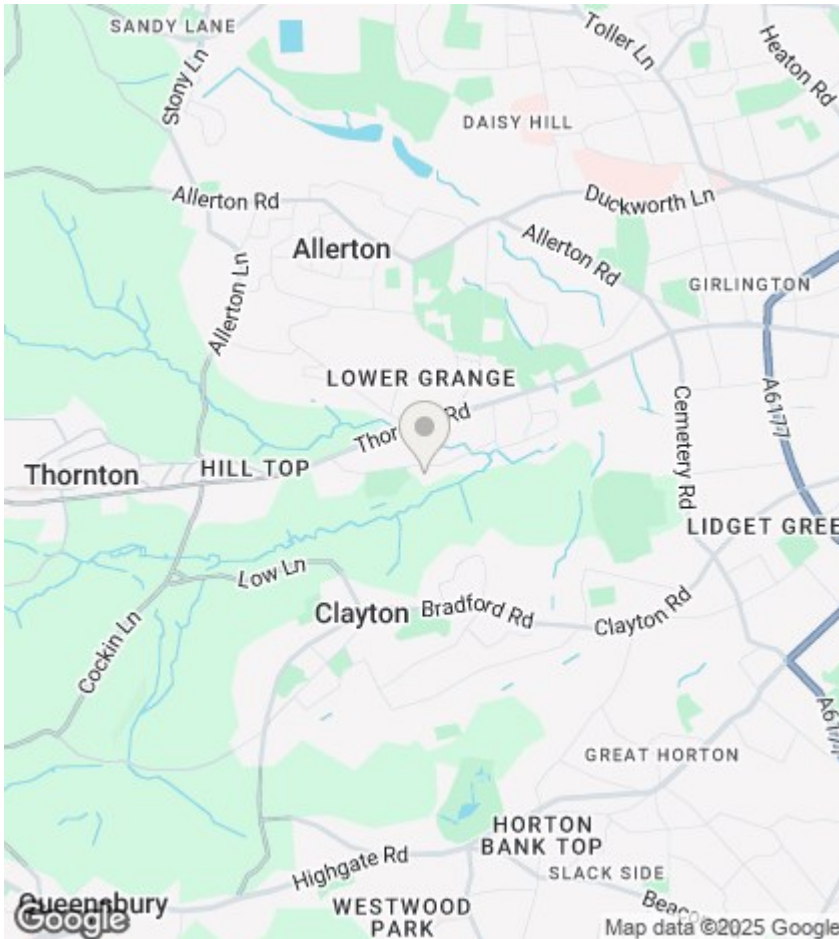
A fully tiled, four piece bathroom comprising of a corner shower cubicle with an electric shower, pedestal washbasin, low flush WC and a bidet. Window to the rear elevation and a central heating radiator.

External

To the front of the property is an open-plan driveway and garden area. The drive runs down the side of the house to a detached single garage. To the rear is a patio seating area enjoying the open views and a lower level garden abutting open fields.







Directions

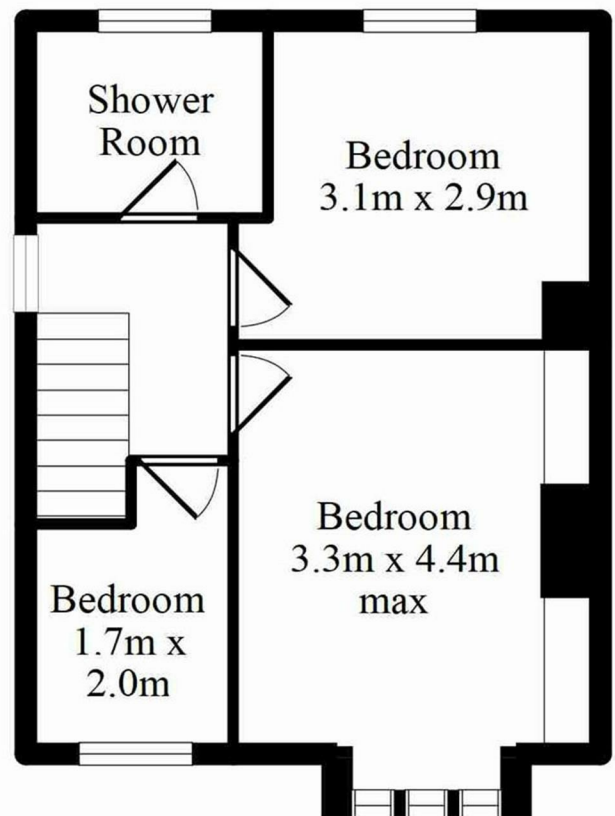
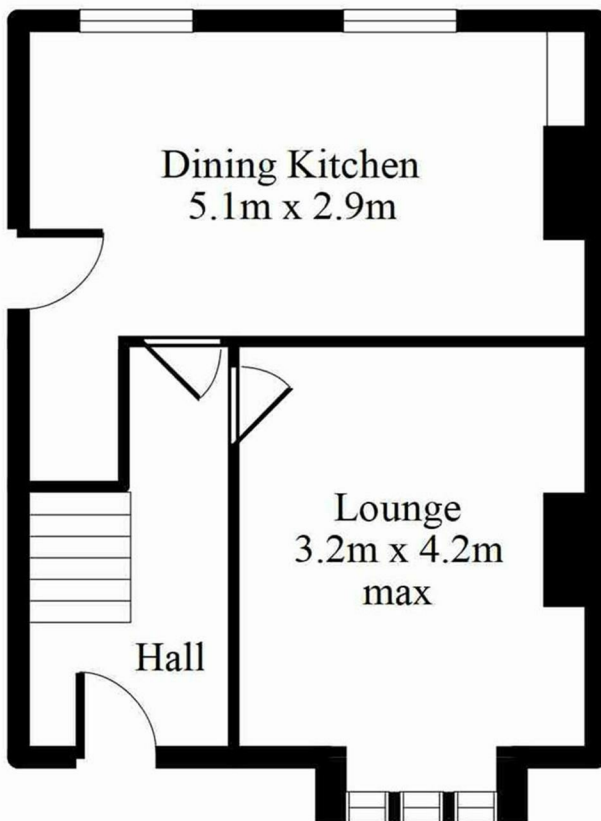
Viewings

Viewings by arrangement only.
Call 01274884040 to make an appointment.

EPC Rating:

D

Energy Efficiency Rating		
	Current	Potential
Very energy efficient - lower running costs		
(92 plus) A		
(81-91) B		77
(69-80) C		
(55-68) D	61	
(39-54) E		
(21-38) F		
(1-20) G		
Not energy efficient - higher running costs		
England & Wales		EU Directive 2002/91/EC



Every attempt has been made to ensure this floor plan is accurate, however their accuracy is not guaranteed. The floorplan is for illustrative purposes and should be used in that context. GFPMS 2025