



26 Alpine Rise, Thornton, Bradford, BD13 3NA

£210,000

- THREE BEDROOM SEMI-DETACHED
- SITUATED ON A QUIET CUL-DE-SAC
- NO ONWARD CHAIN
- OPEN PLAN DINING KITCHEN
- DESIRABLE RESIDENTIAL LOCATION
- PANORAMIC VIEWS TO REAR
- OFF-STREET PARKING & DETACHED GARAGE
- ENCLOSED GARDEN TO REAR

26 Alpine Rise, Bradford BD13 3NA

THREE BEDROOM SEMI-DETACHED WITH VIEWS OFF-STREET PARKING, A DETACHED GARAGE, GARDEN & PANORAMIC VIEW TO REAR, OFFERED TO THE MARKET WITH NO ONWARD CHAIN!



Council Tax Band: C



Property Description

THREE BED SEMI-DETACHED WITH NO ONWARD CHAIN Brought to the market on the outskirts of Thornton Village, BD13 is this IDEAL FAMILY HOME offered to the market with NO ONWARD CHAIN. The property sits on the END OF A QUIET CUL-DE-SAC within this POPULAR RESIDENTIAL LOCATION with GARDENS TO BOTH FRONT & REAR, OFF-STREET PARKING AND A DETACHED GARAGE. Briefly the property internally comprises an entrance hall, downstairs w/c, UTILITY ROOM, a living room and OPEN PLAN DINING KITCHEN to the ground floor with THREE BEDROOMS & family bathroom to the first floor, all rooms fitted with GAS CENTRAL HEATING & DOUBLE GLAZING throughout. Sitting in the CATCHMENT AREA FOR WELL-REGARDED PRIMARY & SECONDARY SCHOOLS, an ARRAY OF LOCAL AMENITIES close by, and EXCELLENT TRANSPORT LINKS in and out of Bradford, we feel this property is ready for a GROWING FAMILY. Early inspections highly advised, viewing by appointment only.

Accommodation

Ground Floor

Entrance Hall

With a uPVC door to front, gas central heating radiator and access to the living room, kitchen, downstairs w/c and a utility room.

Living Room

A generously proportioned living room sits to the front aspect comprising a double glazed window to front, gas central heating radiator and a gas fire with exposed stone brick surround.

Dining Kitchen

An open plan dining kitchen to the rear of the ground floor with the kitchen being fitted with a range of wall and base units and work surfaces over, an integral electric double oven, a gas hob with extractor fan over, a one and a half sink bowl and drainer, a double glazed window to side, also comprising ample space for a family dining table, gas central heating, a built in storage cupboard and access to the rear garden via uPVC double glazed patio doors.

Downstairs W/C

With a w/c, wash hand basin, radiator and frosted double glazed window to rear.

Utility Room

Separate from the kitchen with space and plumbing for a washing machine and tumble dryer with gas central heating, a double glazed window to front and further storage units.

First Floor

Landing

Leading to all rooms on the first floor with a loft hatch.

Bedroom One

A generous main double bedroom with built in wardrobes, a gas central heating radiator and a double glazed window to rear providing panoramic views across the valley.

Bedroom Two

A second double bedroom with a built in wardrobe and dresser, a double glazed window to front and gas central heating radiator.

Bedroom Three

A generous single bedroom with gas central heating and a double glazed window to front.

Family Bathroom

A fully tiled family bathroom with a three piece suite consisting of a bath and shower over, a wash hand basin with vanity unit. w/c and also comprising a frosted double glazed window and gas central heating radiator.

External

The property sits on a substantial plot offering gardens to both front and rear with ample off-street parking to the side leading to a detached garage. The front garden is mainly laid to lawn with flower beds and walled surrounds.

The driveway has ample space for multiple vehicles leading to a detached garage with an up and over door, power and lighting.

The rear garden is fully enclosed, mainly laid to lawn with fenced borders, a raised decked seating area, a pond and water feature and

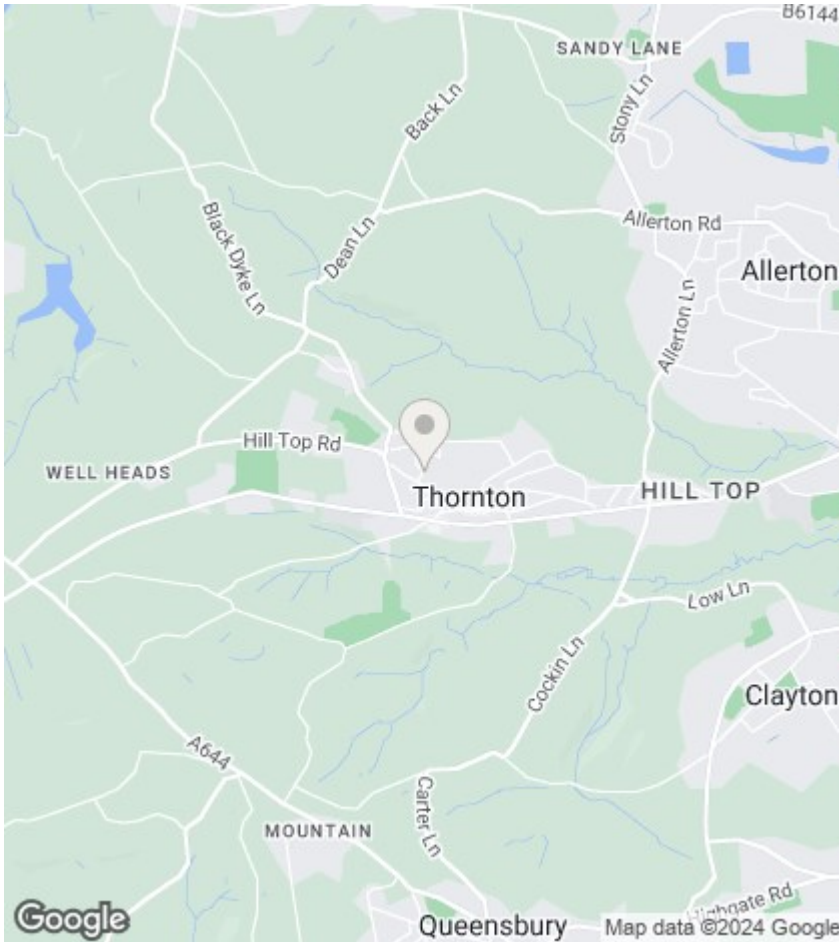
mature gardens to create a peaceful and secluded garden area.

Agents Notes

Whilst every care has been taken to prepare these sales particulars, they are for guidance purposes only. All measurements are approximate and are for general guidance purposes only and whilst every care has been taken to ensure their accuracy, they should not be relied upon and potential buyers are advised to recheck the measurements.







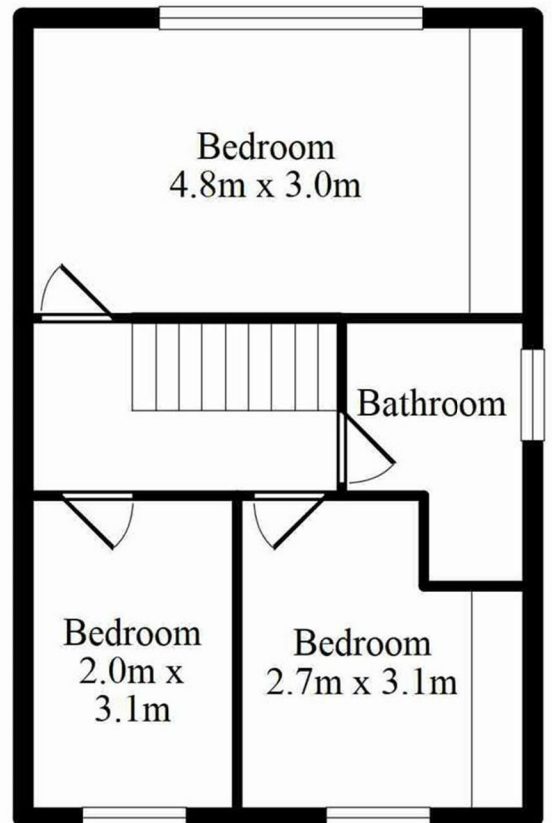
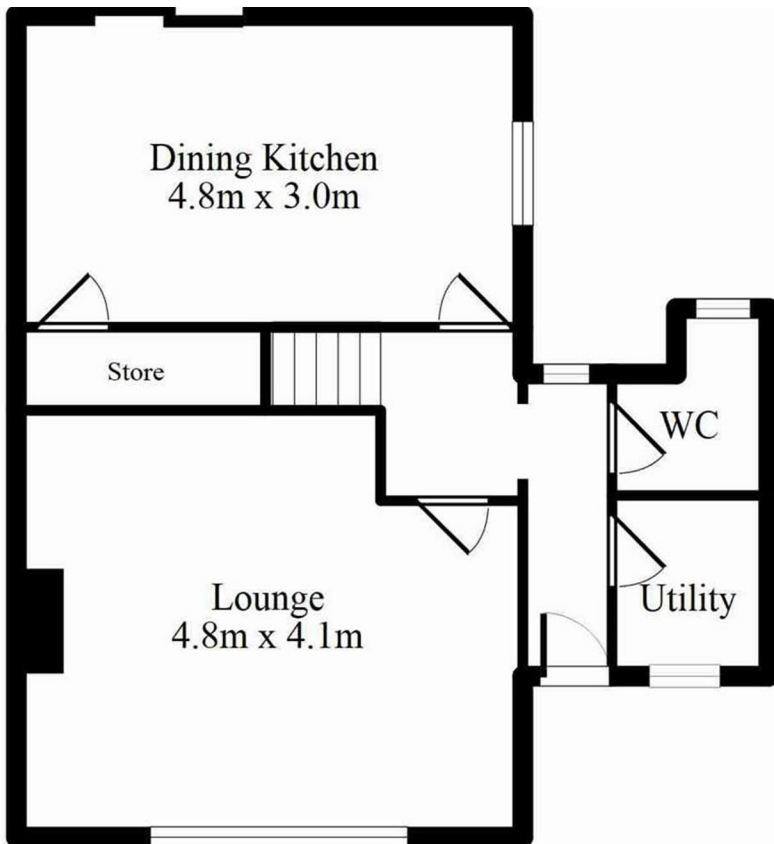
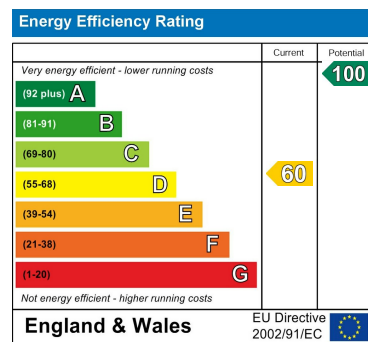
Directions

Viewings

Viewings by arrangement only.
Call 01274884040 to make an appointment.

EPC Rating:

D



Every attempt has been made to ensure this floor plan is accurate, however their accuracy is not guaranteed. The floorplan is for illustrative purposes and should be used in that context. GFPMS 2024