



9 Silvester Road
Weldon, Corby NN17 3LZ



Simpson & Partners



NO CHAIN. This modern two bedroom semi detached home is situated in the sought after village of Weldon surrounded by lovely countryside and close to many amenities available in the village. Further benefits include off road parking for two cars and enclosed garden to the rear. Enter the property into the hallway with stairs rising to the first floor and door to: dining/kitchen with window to front, this opens through to living room set to the rear with patio doors to the garden. The kitchen is fitted with ample storage and built in oven, gas hob and extractor, fridge/freezer and washing machine, breakfast bar area and door to downstairs wc. To the first floor are two double bedrooms served by a family bathroom fitted with a three piece suite comprising of bath with shower over, wash hand basin and low level wc. Externally to the front is allocated parking and gated access to the rear garden. The rear garden is laid to astro turf, patio area and timber shed to the rear. The property is offered to the market with no onward chain and viewing is highly recommended. EPC Rating B. Council Tax Band B.



2



1



1

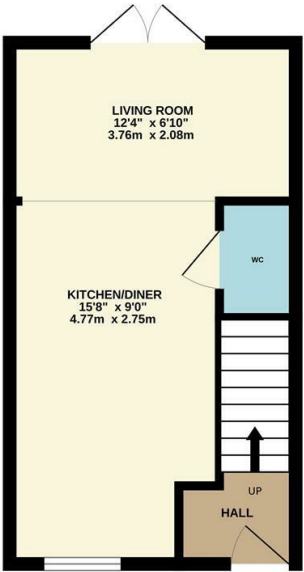
Price £200,000



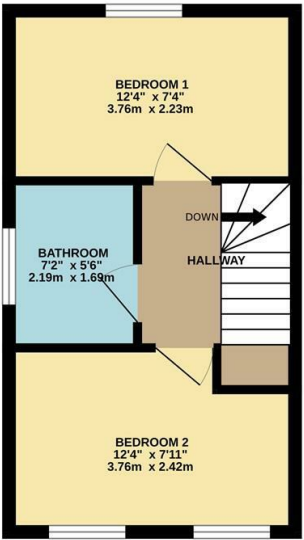
Weldon is a small village located in the county of Northamptonshire, England. It is situated approximately 3 miles east of the town of Corby and 8 miles north of the city of Kettering. The village has a population of around 1,500 people and is known for its picturesque countryside, historic buildings, and friendly community. Weldon also has a number of traditional pubs, and is surrounded by stunning countryside, including the nearby Rockingham Forest and the River Welland. Weldon is a charming village with a rich history and a strong sense of community.



GROUND FLOOR
277 sq.ft. (25.7 sq.m.) approx.

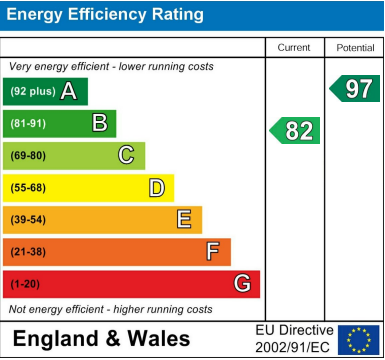


1ST FLOOR
277 sq.ft. (25.7 sq.m.) approx.



TOTAL FLOOR AREA : 553 sq.ft. (51.4 sq.m.) approx.

Whilst every attempt has been made to ensure the accuracy of the floor plan contained herein, measurements of doors, windows, rooms and any other items are approximate and no responsibility is taken for any error, omission, or mis-statement. The plan is copyright to Simpson and Partners and is for illustrative purposes and should only be used as such by any prospective purchaser. The services, systems and appliances shown have not been tested and no guarantee as to their operability can be given.
Made with Metropack ©2025



When you buy with Simpson and Partners, you know **you'll be in safe hands**. From the moment you walk through our doors, we'll make you **feel truly welcome**. Our sales consultants and financial advisors will take you through **every step of the process**, offering **free expert advice** along the way, from help choosing the right mortgage and insurance through to finding your conveyancer. And if you need help selling your home too, **with over 20 years of local experience, you can trust us to get you moving**.



**Simpson
& Partners**

Making Every
Journey Personal



01832 731222

thrapston@simpsonandpartners.co.uk

<https://www.simpsonandpartners.co.uk/>

43-45 High Street, Thrapston, Northants, NN14 4JJ