

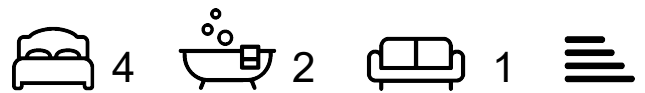
HUNTERS[®]

HERE TO GET *you* THERE



Holloway Court

Wombourne, WV5 0DJ



Council Tax: D



Holloway Court

Wombourne, WV5 0DJ

£357,500



Front Of The Property

To the front of the property there is a path to the front door with slate and shrub borders, gated side access and a double glazed composite door to the hall.

Entrance Hall

With a double glazed composite door to front, laminate floor, stairs to the first floor landing, doors to rooms and a central heating radiator.

WC

With a door from the entrance hall, WC, wash hand basin, laminate floor and a central heating radiator.

Kitchen Breakfast Room

13'1" x 8'6" (4 x 2.6)

With a door from the entrance hall, fitted wall and base units, work surfaces with matching upstands and tiled splashback, double electric oven, gas hob with stainless steel cooker hood, plumbing for washing machine and dishwasher, space for fridge freezer, one and a half sink and drainer, cupboard housing boiler, double glazed window to front and a central heating radiator.

Lounge

16'4" x 16'4" (5 x 5)

With a door from the entrance hall this spacious lounge has double glazed bi fold doors leading to the rear garden, useful storage cupboard, electric fire, double glazed window to rear, laminate floor and two central heating radiators.

Landing

With stairs from the entrance hall, airing cupboard, loft access, doors to rooms and a central heating radiator.

Bedroom One

12'1" x 6'6" (3.7 x 2)

With a door from the landing and to the en suite, double glazed window to rear, built in wardrobes, laminate floor and a central heating radiator.

En Suite

With a door from bedroom one, shower cubicle, WC, wash hand basin, recessed spotlights, part tiled walls and a central heating radiator.

Bedroom Two

9'10" x 8'10" (3 x 2.7)

With a door from the landing, double glazed window to front, laminate floor and a central heating radiator.

Bedroom Three

8'6" x 6'6" (2.6 x 2)

With a door from the landing, double glazed window to rear, laminate floor and a central heating radiator.

Bedroom Four

7'2" x 7'2" (2.2 x 2.2)

With a door from the landing, double glazed window to front, laminate floor and a central heating radiator.

Bathroom

With a door from the landing this family bathroom has a corner bath, WC, wash hand basin, recessed spotlights, part tiled walls, fitted cupboards and a chrome heated towel rail.

Garden

With access via bi folding doors from the lounge to a composite decked area, lawn beyond which is beautifully maintained and bordered with mature shrubs and plants, there is gated side access and a path with a door leading to the garage.

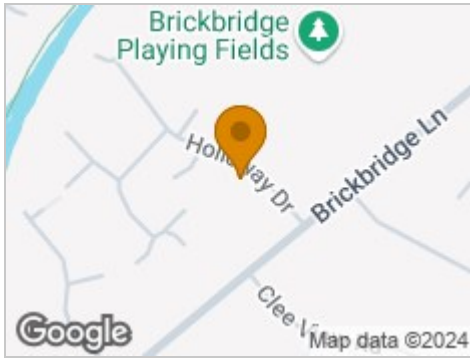
Driveway & Garage

18'4" x 9'2" (5.6 x 2.8)

Situated at the rear of the property the garage has an up and over door to front, power, light and door to the garden.



Road Map



Hybrid Map



Terrain Map

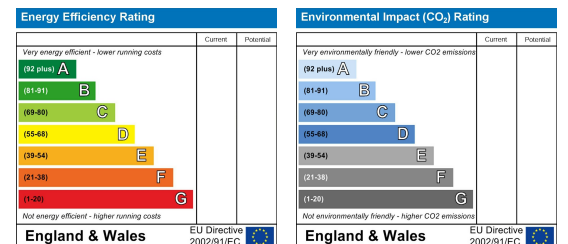


Floor Plan



Please contact our Hunters Stourbridge Office on 01384 443331 if you wish to arrange a viewing appointment for this property or require further information.

Energy Efficiency Graph



These particulars are intended to give a fair and reliable description of the property but no responsibility for any inaccuracy or error can be accepted and do not constitute an offer or contract. We have not tested any services or appliances (including central heating if fitted) referred to in these particulars and the purchasers are advised to satisfy themselves as to the working order and condition. If a property is unoccupied at any time there may be reconnection charges for any switched off/disconnected or drained services or appliances - All measurements are approximate. **THINKING OF SELLING?** If you are thinking of selling your home or just curious to discover the value of your property, Hunters would be pleased to provide free, no obligation sales and marketing advice. Even if your home is outside the area covered by our local offices we can arrange a Market Appraisal through our national network of Hunters estate agents.